

JUNE, 2026

Crystal Lake Camera Club

Serving Crystal Lake, IL and Surrounding Communities Since 1980
crystallakecameraclub.com



Cuter than Cute

Color Image by Scott Larsen (Shown at the May 12 Meeting)
Read Scott's Comments on Page 2

EXPLORE THIS ISSUE

Images from the May 12 Meeting	<u>Pg. 2-11, & Cover</u>
Landscape & Nature Small Group	<u>Pg. 6</u>
Looking for Letters	<u>Pg. 12-13</u>
The Future of CLCC	<u>Pg. 14-15</u>
Crystal Lake Camera Club Group Chat	<u>Pg. 15</u>
How Photography Makes Travel More Meaningful	<u>Pg. 16</u>
Club Calendar, Submitting for <i>Show & Tell</i> and <i>Before & After</i>	<u>Pg. 17</u>
June Theme: <i>Photos for critique</i>	
Breakfast Meeting	<u>Pg. 17</u>
4 th Friday at the Dole Art Event	<u>Pg. 17</u>
Officers & Newsletter Submissions	<u>Pg. 18</u>
Galleries, Stories, Videos and Inspiration	<u>Pg. 18</u>
Helpful Resources - New link added!	<u>Pg. 19-21</u>

IMAGES FROM THE MAY 12 MEETING

The images on the cover, Pages 2, 3 and the top of Page 4 are by Scott Larsen.

Scott said: *“The photos were all taken in Zambia and Botswana in February of 2026. This time frame is considered their green season. The vegetation is plusher; the skies are filled with interesting cloud formations and most importantly - the newborns. To be in such close proximity to a wide range of wildlife in their habitat is an extraordinary experience. This may explain why this was our fifth trip to sub-Saharan Africa. Most, if not all, of the images were taken with a Nikon Mirrorless Z8 camera and a Nikkor 100-400mm lens.”*



All Clear



Are You Kidding?



Feline Royalty



Erect and Alert



Exquisite Cat



Walking on Water

IMAGES FROM THE MAY 12 MEETING

The images on this page are by Scott Larsen.
(See Scott's comments on Page 2.)



Hidden



Tangled Trunks



Mating Bliss



Tough Hombre



Spewing Mud




Sparring Hippos

IMAGES FROM THE MAY 12 MEETING





Deep Gorge

Color Image by Scott Larsen
(See Scott's comments on Page 2.)



**These four images are by
Judy Jorgensen.**



IMAGES FROM THE MAY 12 MEETING



These two images (above and right) are by Doug Frey.

Doug Frey

Doug Frey



These three images (left and above) are by Steve Hillman.



IMAGES FROM THE MAY 12 MEETING



St. Regis on the River



Lines



Lunchtime!

These three images (above and right) are by Steve Szalaj.

Steve said: *“The St. Regis photo is looking east from the Michigan Avenue Bridge to Lake Michigan. I particularly like to contrasts of the shapes and colors of the trees/water/clouds v. the buildings. “Lines” again contrasts the sculpture with its podium and the light and shadow behind. “Lunchtime” is families and friends enjoying a peaceful rest and a meal next to the Art Institute.”*

LANDSCAPE & NATURE SMALL GROUP

When: Third Wednesday each month, 7PM

Where: 711 Glacier Parkway, Algonquin

RSVP: doug.frey@me.com

This small group meets in Doug Frey’s home on the Third Wednesday of the month, 7PM. There are wide ranging discussions from beginning landscape photography, to post-processing, prime locations, both near and far, everything in between, and sometimes beyond! Photos are shared and comments made. It is a very friendly group.

Meetings are casual and relaxed. Any related discussion topics can be brought up. It is a great community learning experience. Let Doug know that you are interested! See him at a club meeting, or send him an email at the address above.


IMAGES FROM THE MAY 12 MEETING

The on this page and two on the next are by Peter Pelke.

Peter said - "... *the idea was to see what can you do with some less than optimal images, learn to self critique what needs to be improved in an image, what images are worth "saving" and what images are just rubbish.*"

Peter's images provided excellent seeds for discussion about what can be done to make an image better, what was the best part of a photo, what is a distraction, etc. Doug was able to carry out some of the suggested edits on his laptop.

Look over Peter's images. How would you edit to make them better?



IMAGES FROM THE MAY 12 MEETING



These four photos are by Peter Pelke.
See Page 7 for Peter's comments.
At the meeting, we spent some time discussing and editing, as a group, the image to the right of the factory and below of the person with the red hat on the stairway.



IMAGES FROM THE MAY 12 MEETING

The photos on this page and the next two pages are by Bill Tell.

Bill said: *“After what feels like a lifetime of simply “getting by” trying to photograph birds, I finally purchased a Sigma 100–400mm telephoto lens. On the very first bird walk of the year with the Sun City Huntley Bird Watching Club, the lens proved to be exceptional.*

One of the highlights of the morning was a magnificent Great Blue Heron standing along a stream near the Wildflower Lake area with a freshly caught and surprisingly large fish. I photographed the heron repeatedly, capturing more than a dozen images, yet the very first frame turned out to have the most compelling pose and composition.



Great Blue Heron

released Sigma 35mm f/1.4 Art lens for the L-Mount platform used by Leica among other camera manufacturers. Early prerelease reviews praised it as one of the finest modern 35mm lenses available, and I was eager to experience it firsthand. Since it was not yet available from stores, I ordered it directly from Sigma America. That day, I used the 35mm lens exclusively for street photography. Having spent years primarily using 50mm lenses, I was immediately impressed by the slightly wider and more inclusive

Later during the same walk, one of the club members, highly skilled in bird identification, pointed out a distant Great Horned Owl concealed deep within the branches of a tree. At first, I could barely locate it even with assistance due to the distance. To the naked eye it appeared to be nothing more than a small dark shape hidden among the leaves. It was a revelation to see how effectively the telephoto lens could bring distant wildlife into clear focus, transforming what was nearly invisible into a detailed portrait of nature. A few days later, I attended the grand opening of Leica’s new store at 800 N. Michigan Avenue in Chicago. One of the first lenses I purchased for my new Leica mirrorless SL3-S system was the newly



Great Horned Owl

IMAGES FROM THE MAY 12 MEETING

The photos on this page and the next are by Bill Tell.

(Bill's comments, continued)

perspective the 35mm provides. For street photography, it felt natural and immersive, allowing me to focus more intently on subjects and moments rather than continually adjusting focal lengths with my 28-70mm Leica zoom lens. Its balance of compactness, clarity, and versatility made the experience especially enjoyable.

Some of the memorable street photographs included the following:

Saks Fifth Avenue

One photograph captured the corner exterior of Saks Fifth Avenue on the final day the Chicago store remained open. I also photographed portions of the now-vacated interior. Saks had maintained a presence in Chicago for approximately 97 years, first opening in the city in 1929.

The flagship store at 700 N. Michigan Avenue had long stood as one of the iconic luxury retail anchors along the Magnificent Mile. For many Chicago residents and visitors alike, the store symbolized the classic era of luxury shopping in downtown Chicago.

Tiffany & Co.

Among the many elegant storefronts along Michigan Avenue, the Tiffany & Co. display particularly stood out to me. The beautifully designed window presentation at the landmark Chicago location combined sophistication, artistry, and timeless visual appeal.



Saks Last Day



Tiffany & Company

IMAGES FROM THE MAY 12 MEETING

The photos on this page
are by Bill Tell.



Vegan Protesters

(Bill's comments, continued)

Vegan Protesters

Street photography often reveals unexpected and fascinating encounters with people. One of the most interesting scenes that day involved a group of peaceful vegan protesters gathered near the Water Tower. Their message focused on the ethical concerns surrounding the consumption of meat and fish. Two of the protesters displayed live video screen footage depicting the harvesting and slaughtering of cattle and fish. One particularly kind protester spoke with me thoughtfully about the suffering involved in food production and why the group believed greater public awareness was important.

Water Tower Place

Photography occasionally rewards patience and persistence with moments that cannot be planned. This is one reason I believe in always carrying a camera and taking photographs whenever opportunities arise.

In this case, I was fortunate to capture an image of the historic Chicago Water Tower and Water Tower Place with the John Hancock building rising in the background, partially obscured by fog drifting inland from Lake Michigan. The fog covered much of the tower, creating an atmospheric and dramatic backdrop that gave the scene a distinctly Chicago character.



Water Tower Place

LOOKING FOR LETTERS: FROM THE MAY 12 MEETING

One of the activities suggested in April was to take your camera into the world, and look for shapes that spell your name. The activity did not allow for any post-processing. Several club members took the challenge, and presented these results at the May meeting.


All agreed that the exercise helped them to look beyond what the subject is, to study shapes and their relation to surrounding items, to be more aware and observant, to think about how you would frame the image and what is the best angle for the shot. And we all had fun!

From Lynda Christopher




L Y N D A

From Steven Szalaj



S T E V E N

From Russ King



“Russell King” found in asphalt



LOOKING FOR LETTERS: FROM THE MAY 12 MEETING

Russ went even further, trying to find the whole alphabet in the asphalt cracks.



Russ also looked for places that included his family name.



Faith in the King of Kings



King Family Cemetery, Urbana, Iowa



Kingsbarns Golf Links,

THE FUTURE OF CLCC

Notes from the May 12 Meeting ~

Submitted by Judy Jorgensen

Last month we started group critiquing of submitted images. It was fun. From his laptop, Doug followed editing suggestions from members to tweak some of the images. He decided he needed to stop by the meeting room sometime and calibrate the TV. Some of our images showed up very nicely on his laptop compared to the TV screen.

It was interesting to see how many members have little to no experience editing. We will critique again in June then hope to have anyone with a laptop bring it to the July meeting so people can have one-on-one help editing.

Doug organized a group to go to downtown Chicago May 16th. They met at the train station and strolled the streets all morning. The images they showed were varied from architecture to people and anything in between. They had a fun time and enjoyed a stroll instead of a marathon.

Steve, Peter, Russell, and Lynda did a cool job of finding the letters to their first names in nature. It was a challenge we gave a couple months ago. They commented on how they began to see shapes in nature a little differently once they “trained” their eye a little. Russell was using cracks in asphalt mainly and showed us the entire alphabet. Great job, people.

Reminder: Send 2 or 3 images to Doug Frey by Sunday, June 7th for use at the June 9th meeting.

- They can be your favorites ready for critiquing
- They can be your favorites that need a little help
- They can be *Before & After* pairs that you want to hear other opinions
- These will all be group discussions, rather than a panel of judges

Right now the plan is for July 14th for anyone with a laptop to bring it. It should have Lightroom or some comparable editing program installed, and we will try to do one on one introduction to photo editing for those who want it.

Critique suggestions from the discussion on May 12 (*notes by Lynda Christopher*):

1. Increase or decrease shadows
2. Dehaze
3. Crop more
4. Increase or decrease vignette
5. Try making the photo black & white
6. Add more contrast
7. Adjust color
8. Two subjects - competing

CLCC is in need of more people to help provide direction for the club's future. Do you have ideas about presentations, discussion topics, club activities, or directions CLCC should be going? The easiest thing to do is to ask “Why isn't CLCC doing _____?” The better thing is to say, “Let's try _____, and I'll help it happen.”

CLCC is a volunteer organization - YOU ARE NEEDED to make the club more valuable.

The Future of CLCC (continued)

9. Make the background black
10. Increase or decrease texture
11. Increase or decrease clarity
12. Increase or decrease saturation
13. Increase or decrease temperature
14. Straighten buildings
15. Sky might be blown out
16. Element extra stuff in picture
17. Make sure photo isn't too busy
18. Bring out the sky
19. Brighten main subject
20. Faster shutter speed(s) for action shots
21. Focus on main subject
22. Watch exposure
23. Straighten horizons when editing
24. Watch for overuse of colors
25. Watch for overuse of saturation
26. Watch for distractions

A REMINDER: **Show & Tell** and **Before & After** run more smoothly if images are sent to Doug before the meeting instead of on flash drives given to him at the meeting. He would like them a few days before the meeting so he can prepare the presentation. See page 17 for more information.

Take a moment to contribute to the Facebook **Crystal Lake Camera Club Group Chat** page (see below).

The **Landscape and Nature Photography** small group is meeting regularly on the 3rd Wednesday of each month at Doug Frey's home (see page 6).

Have an idea for an outing? If you have an idea or plan and want company, let Doug Frey know.

The **CLCC Breakfast Meeting** is the *last* Saturday of the month (unless otherwise noted due to holidays, etc.) at Buttered Toast by Home Depot on Randall Road, Algonquin. All are welcome (see page 17). The next breakfast meeting is Saturday, June 27.

Become an ACTIVE CLCC member - your presence, your contributions, your participation is what will elevate the club experience for everyone. Most everything that happens in the club is by volunteers, that is, members choosing to participate because they *love photography*. CLCC needs *you!*

Join the **Crystal Lake Camera Club Group Chat** on FaceBook:

<https://www.facebook.com/groups/446897199179146> or scan this QR Code:

This is a closed group, so only members have access. Request membership through the page. Then, post your favorite images, join in the discussions, share information about photo outings, speakers, contests, etc.

Only group members will see your posts.



How Photography Makes Travel More Meaningful

Picture Correct, <http://picturecorrect.com>

05/24/2026

Submitted by Sandra Wittman

Travel naturally helps people see the world differently. But photography takes that experience even further.

A camera doesn't just document a trip — **it changes the way you experience it.**

Photographers tend to slow down more. They notice light, textures, expressions, colors, weather, and small details that most travelers walk right past. Instead of rushing between attractions, they become more connected to the places around them.

Photography Helps You Truly Notice a Place

Good photography requires attention.

You begin paying closer attention to:

- Morning light on buildings
- Reflections after rain
- Street scenes and local life
- Interesting textures and patterns
- Quiet moments others miss

Photography trains you to observe the world more carefully.

And often, those small moments become the most memorable parts of a trip.

It Makes Travel More Active and Creative

Without photography, travel can sometimes feel passive.

But photography turns every destination into a creative experience. You start thinking differently:

- What makes this place unique?
- How can I capture the atmosphere?
- What story does this scene tell?

That creative mindset makes travel feel more engaging and meaningful.

Your Memories Become Stronger

Photography also helps lock experiences into memory.

When you carefully frame a shot or wait for the perfect light, you become more mentally connected to the moment itself. Years later, a single image can instantly bring back emotions, sounds, weather, and tiny details you would have otherwise forgotten.

Photos become anchors for memory.

Photography Encourages Exploration

Many photographers eventually discover that the best moments aren't always at famous landmarks.

Photography encourages you to wander farther, wake up earlier, stay out later, and explore places other travelers skip. Sometimes the search for photos becomes the best part of the journey itself.

Final Thoughts

Photography doesn't just help preserve travel memories.

It changes how you experience the world while you travel.

It teaches you to slow down, notice more, explore deeper, and appreciate beauty in ordinary moments — and that often makes travel far more meaningful.

CLUB MEETING CALENDAR

All meetings start at 7PM and are at the Algonquin Township Building, 3702 Northwest Hwy, Crystal Lake, in **Meeting Room 2**. Enter at the back of the building.

June 9 *Image Theme: Photos for Critiquing*
Show & Tell and Before & After

July 14 Bring laptops, if you have one, with an editing program
Show & Tell and Before & After

Show & Tell and Before & After have provided some lively, informative conversations for CLCC attendees. Great suggestions for outings and club offerings have come from these activities.

For Show & Tell: submit 3-4 JPG images to Doug Frey (doug.frey@me.com) on the **Sunday before the meeting** date. You can also bring them on a flash drive, but submitting them earlier is preferred, and helps the presentation go more smoothly.

For Before & After: submit *pairs of JPG images* to Doug Frey (doug.frey@me.com) on the **Sunday before the meeting** date, or bring the images on a flash drive (submitting them earlier is preferred, and helps the presentation go more smoothly). The pairs would include the image as it came out of the camera and the image after post-processing. Be prepared to tell (and perhaps even show) the changes that were made.

Last Saturday Morning Breakfast Meeting – Everyone invited!

Please join your CLCC friends for the casual breakfast meeting on the last Saturday of the month. Lively discussions, good food! This month's will be on **Saturday, June 27, 2026, 8:30 AM** at

Buttered Toast Restaurant, 2520 Bunker Hill Dr, Algonquin.

Next month's breakfast meeting will be July 25.

AN OPPORTUNITY TO SHOW YOUR IMAGES!

4th FRIDAYS ART EVENT AT THE DOLE

401 Country Club Rd
Crystal Lake, IL 60014
815-347-8535

The next 4th Friday Art Event: **June 26, 2026**

Submission Deadline: Sunday, June 14, 2026, by midnight

Non-refundable submission fee: \$40 for up to 5 pieces submitted

Cash Awards - \$450 total:

- 5 Honorable Mentions: \$50 cash each
- 4th Fridays Team Choice: \$50 cash each
- Kim Holz Memorial Award: \$50 cash
- Nancy Merkling Choice: \$50 cash
- People's Choice Award: \$50 cash

Click here for the **PROSPECTUS** for the Photo-Only Exhibit.

Click here for the **SUBMISSION APPLICATION**

Note: Photos may also be submitted to the Mixed Art Exhibit, especially if the photo is larger than the requirements for the Photo-Only Exhibit. Click here for the Mixed Art Prospectus.



CRYSTAL LAKE CAMERA CLUB OFFICERS

See The Club Directory For Contact Information

President	Judy Jorgensen
Secretary	Open
Treasurer	Gail Schulz
Board Member	Rich Bickham

YOUR IDEAS MATTER!

Do you have a story, images, trip, post-processing technique, event, etc. that would be good for Camera Club members to know about? Your submissions will make this newsletter valuable! Write it up, and send it to **Steven Szalaj**, Newsletter Editor, at szsings@mac.com.

Please make your submission by the 22nd of the month.

GALLERIES, STORIES, VIDEOS AND INSPIRATION ON THE WEB

(Click any bold-face heading, or underlined text, to follow the link)

Shoot To Thrill: Cameras, Guns, and Linguistics

This article from [Richard Bernabe's Beyond The Lens](#) is a reflection on the words we use to describe what we do, and what those words may imply. Thank you to Sandra Wittman for sharing this.

15 Stunning Images That Won the German Society for Nature Photography's Annual Contest

From a lunging frog to the majestic movements of penguins, the honored photographs from the [German Society for Nature Photography](#) capture the wonder of wildlife and beauty of landscapes.

Mind-Blowing Comparison Photos That Tell a Different Story

Sometimes, all it takes is a different angle or a side-by-side comparison to completely change how we see things. Images that place two moments, objects, or perspectives next to each other can reveal details we would normally overlook. Whether it's the passage of time, size differences, or unexpected contrasts, these comparisons offer a fresh way to understand the world around us.

In praise of nature's spinning, spiraling patterns

Jon McCormack's new book celebrates the whorls, hexagons, and half-moons that appear in the world all around us in this [National Geographic](#) story. Explore more of McCormack's work at: <https://jonmccormack.com/>.

Artemis II Lunar Flyby

The first flyby images of the Moon captured by NASA's Artemis II astronauts during their historic test flight reveal regions of the Moon's far side, as well as an in-space solar eclipse. Released April 7, 2026, NASA astronauts Reid Wiseman, Victor Glover, and Christina Koch and CSA (Canadian Space Agency) astronaut Jeremy Hansen captured the images during the mission's seven-hour flyby on April 6, 2026, showing humanity's return to the Moon's vicinity.

This Abstract Photography Trick Uses A Secret Ingredient That's Hiding In Your Childhood Toy Box

Don't lose your marbles! Discover how to create an abstract macro shot with nothing more than a few glass balls and colored paper in this tutorial by Wendy Evans.

My Number One Tip For Street Photography

If you're shooting street photography – especially if you're traveling or on vacation – avoid this basic mistake! Going to the big tourist sights is one thing; but how do you best capture the sight? This discussion, with an embedded video examines better options for street photography.

Helpful Resources - New links added!

Contribute to this page! *If you have resources that you find useful, please share that link with me. Include a short summary of what can be found in the link. The reference can be a video, web page, PDF, or any other format that has an online link. Send your contributions to szjsings@mac.com by the 20th of each month.*

~SJS, Newsletter Editor

Profoto Tutorials, submitted by Kevin Getty:

Tips and Tricks

<https://profoto.com/us/tips>

A terrific collection to help photographers of any level.

Photographic Composition Webinar, submitted by Scott Larsen:

The Art of Photography: Crafting Compelling Compositions

tinyurl.com/5ak88xt6

Natural Habitat Adventures posts a weekly webinar. This hour-long video is very helpful.

Photographers you may be interested in viewing, contributed by Judy Jorgensen:

Dan Anderson

danielandersonphotography.com/

Beautiful color landscapes and seascapes with striking composition from America, Norway, Faroe Islands, Scotland, Patagonia, Ireland, Antarctica, Europe, Iceland, etc. If you love black and white, check out his American West, Europe, Antarctica, and Greek islands black and white images of land, sea, and architecture.

Ed Callaert

edcallaert.photoshelter.com

This nature photographer travels extensively along the west coastal and mountain states as well as upper to mid east coast United States. His gallery is full of colorful landscapes and seascapes with interesting composition techniques you may want to try.

Willard Clay

willardclay.photoshelter.com

This landscape and bird photographer has a vast collection in his gallery by states and a stunning collection under birds. He also teaches at Mayslake in the Forest Preserve District of Dupage County. Enjoy, study, and try.

Resource for camera repair, contributed by Bill Batalden:

APS (AUTHORIZED PHOTO SERVICE)

8125 River Dr # 100

Morton Grove, IL 60053

repair@authorizedphotoservice.com

(800) 406-2046

Bill said: "I recently had my camera & lens repaired at APS authorized camera repair. I felt the work was good and the price reasonable. They give an estimate, which you have to approve, before proceeding with the work. When I spoke with the owner, he said he could offer a 'Club' rate."

Helpful Resources (continued)

Resource for camera repair, contributed by Sandy Wittman:

ROYAL CAMERA SERVICE, INC.

1134 E Lake Street
Hanover Park, IL
(630) 372-6150

Sandy said: "I had my Canon 7D Mark II repaired there this fall. They did an excellent job in about 10 days. The price was very reasonable. I found them to be knowledgeable and professional."

Resource for infrared photography, contributed by Peter Pelke

LIFE PIXEL Infrared Camera Conversions

<https://www.lifepixel.com/>
(866) 610-1710

Resource for purchasing, selling, trading and repairing used camera equipment

KEH

<https://www.keh.com/>
(800) 342-5534

"The original curator and reseller of rare and quality camera gear, KEH has always envisioned a better way to support the passion and profession of photography. We're proud to be the camera community's choice for gear that goes further. Field-tested. Expert-graded. Sustainable. Exchangeable. KEH-approved."

YouTube Channels by specific photographers

These were contributed by Doug Frey:

Nigel Danson - <https://www.youtube.com/@NigelDanson>

Adam Gibbs - <https://www.youtube.com/channel/UCDyKBQGE7OOsWeQIPWqVSzw>

fototripper (Gavin Hardcastle) - <https://www.youtube.com/@fototripper>

Simon D'Entremont - https://www.youtube.com/@simon_dentremont

Mark Denney - <https://www.youtube.com/@MarkDenneyPhoto>

Thomas Heaton - <https://www.youtube.com/@ThomasHeatonPhoto>

Ian Worth - https://www.youtube.com/@ian_worth/

A great collection of "how-to" videos:

Providence Photography DFW

<https://www.youtube.com/@providencephotographydfw>

Photoshop Elements+: The Secret to Removing Impossible Backgrounds!**Take Better Photos Episode 3 - ISO and Exposure** (click the title)

Video shared by Bill Tell. Bill said: "*In my experience, this video is essential for anyone who wants a deeper, more complete understanding of exposure and is ready to move to the next level.*"

Capturing the Perfect Holiday Tablescape Just in Time for Thanksgiving! (click the title)

Shared by Peter Pelke - an in-depth article that covers lighting, angles, composition, techniques, gear, and much more.

Adobe Lightroom Classic - Tips and Tricks for a better workflow

Shared by Bill Tell - "*I've been watching a lot of YouTube videos on Lightroom Classic, and this is by far the best one yet. It's packed with solid tips you can apply to virtually any LRC workflow and settings. Incredibly helpful. It will make your post-processing much easier.*"

*Helpful Resources (continued)***What Makes Great Photos Great**

Shared by Bill Tell - *“This video is very good at explaining what makes a photo great as opposed to a snapshot. A snapshot can be technically very good but a great photo conveys emotion that makes one like to look at it.”*

Best L-Bracket Showdown!

Shared by Bill Tell - *“Some photographers have asked me about the L-bracket for attachment of the camera to an Arca Swiss quick release system. This video demonstrates differences between brands of brackets. I highly recommend using an L-bracket if one expects to use a tripod.”*

20 Tips for Starting Out in Street Photography

Shared by Doug Frey - *“Great article to help get started in street photography. Concise and clear ideas with excellent photo examples.”*

Photography Courses Available at the Chicago Botanic Garden through November

Shared by Bill Tell - <https://www.chicagobotanic.org/learning/adult-classes/photography>

Camera Repair: Chicago Camera Specialists, 5 So. Wabash St., Suite 1017, Chicago, Illinois 60603

Phone: 312-332-5538

Shared by Russ King: *“He's only open M, W, F 10:00 am to 4:00 pm. [The owner] is desperate to sell the business, since he's clearly much beyond retirement age, but he cannot find anybody to take over and he feels guilty leaving all his loyal customers in the lurch. But he does a great job, at least on my Nikon, and he's very reasonably priced. Use him, or loose him, I say.*

Crossing Worlds | Jason Siegel & The SL3

https://youtu.be/NzGgvm_2vk4?si=ronBOvn4Ci2LX_ps

Shared by Bill Tell: *“I love street shooting, but to me the best street shooting is telling a story about a subject as this video explains.”* Photographer Jason Siegel explores the versatility of the creative process by blending diverse subjects, formats, and editing techniques. By capturing moments across various environments, Siegel demonstrates how combining different perspectives can tell a cohesive story and keep artistry evolving through continuous exploration of new techniques.

Photography is just
being in the right place
at the right time

and the right lens
and charged batteries
and the right background
and the right depth of field
and the right light
and the right settings
and the right composition
and the right subject
and the right angle