

DECEMBER, 2025

Crystal Lake Camera Club

Serving Crystal Lake, IL and Surrounding Communities Since 1980
crystallakecameraclub.com



Leaves in the Water
Fox River Preserve and Marina (Port Barrington)
Color Image by Pierre Steygers (see comments on Page 2)

EXPLORE THIS ISSUE

Images from the November 11 Meeting	Pg. 2-13, & Cover
<i>Before & After</i> Images from the November 11 Meeting	Pg. 14-15
<i>Better Black and White</i> - the December Presentation by Peter Pelke	Pg. 16
Food Photography Activity at the November Meeting	Pg. 17
The Future of CLCC	Pg. 18-19
Crystal Lake Camera Club Group Chat	Pg. 19
Club Calendar, Submitting for <i>Show & Tell</i> and <i>Before & After</i>	Pg. 19
20 Photography Galleries Nearby	Pg. 20
Photo Op at the Chicago Botanic Garden - <i>LIGHTSCAPES</i>	Pg. 20
Galleries, Stories, Videos and Inspiration	Pg. 21
Breakfast Meeting	Pg. 21
Image Themes for Future Meetings/December Theme: <i>Food</i>	Pg. 22
Landscape & Nature Small Group	Pg. 22
Officers & Newsletter Submissions	Pg. 22
Helpful Resources - New links added!	Pg. 23-24
Photo Ops At the Morton Arboretum	Pg. 25
Two Opportunities To Show Your Images - AND A NEW ONE!	Pg. 26

IMAGES FROM THE NOVEMBER 11 MEETING



FEL-PRO RRR Conservation Area (Cary)



Pumpkins, Goebbert Family Farms in Woodstock

The images on this page and the cover are by Pierre Steygers.
The cover image is, in fact, upside down (taken from a pier looking at the shore).




Abandoned Tracks

The fog was slowly lifting, allowing some light to brush the few trees left with some leaves.




Fox River Preserve and Marina (Port Barrington)

The colors contrast with the dull sky and help forget about the cooler temperature.



Fox River Preserve and Marina (Port Barrington)

Nothing beats a busy sky.



The Prairie Trail (Crystal Lake)

IMAGES FROM THE NOVEMBER 11 MEETING



The images on this page are by Linda Hopp

Linda said: "These photos were all from our southeast fall road trip. The Waterfall photo was taken at Fall Creek Falls State Park in Tennessee. The two misty lake photos were at my sister's property in South Carolina at sunrise. The two mountain photos were from Smokey Mountain National Park."

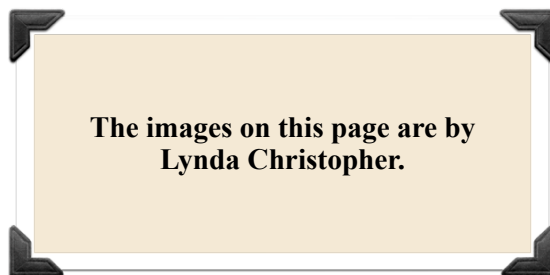


IMAGES FROM THE NOVEMBER 11 MEETING



Pickwick Mill (Pickwick, MN)

Lynda said: *"It was constructed between 1854 - 1858 and is now operated as a milling museum. It was nominated for being one of southeast Minnesota's oldest surviving water-powered mills, serving as a key local industry in its day and a Winona County landmark to the present. This photo was cropped & color enhanced using Nik."*



Lindy's Landing (Wauconda)

Lynda said: *"This leading line image was taken at Lindy's Landing. The Stateline Corvette Club met there one morning for breakfast. As you follow the line of corvettes, your eyes stop once you reach the lake."*



Road America (Elkhart Lake, WI)

Lynda said: *"This leading line photo was taken in the Corvette Corral at Road America for the Sports Car Weekend with the International Motor Sports Association."*

IMAGES FROM THE NOVEMBER 11 MEETING



Red Leaf (Clinton, IA)


The images on this page were created by
Mel Marilim

Mel said: “This was taken at an arboretum in Clinton, IA. The single red leaf surrounded by yellow foliage caught my eye. I used the branches as a natural frame and placed the red leaf on a third for a more balanced composition. I added a touch of saturation in post to bring out the fall colors. f/7.1, 1/40, ISO 1000, 205 mm.”

“I photographed this several years ago in Door County. The cloud formations were unusually dramatic that day, so I composed the shot with a larger portion of the sky than I normally would. The broad sky created balance and helped highlight the rich colors of the autumn trees. f/11, 1/160, ISO 200, 28 mm.”



Fall Trees (Door County, WI)



Fall Trees (Alaska)

“This was taken during an eight-hour train ride from Anchorage to Denali. I was standing on the observation platform at the back of the train when this scene came into view. I later realized my aperture was only 3.2, and my shutter speed was only 1/640, and I worried it might not be fast enough, but thankfully, the images came out sharp. Alaska is truly stunning in the fall. f/3.2, 1/640, ISO 320, 24 mm.”

IMAGES FROM THE NOVEMBER 11 MEETING



Roadside Display, near Harvard IL



Where your cornflakes begin - Near Harvard IL



Fall Trees. Redtail Drive. Lakewood

The fall images on this page are by Russ King.

Russ said: "The CaseIH Harvester is picking and shelling field corn just west of Chemung (which is about 5 miles west of Harvard) on the north side of Rte. 173. Depending on the type of head, for corn, beans, or grain such as wheat or



American Flag in the Fall

oats, this machine can cost up to over \$800,000. The harvester is controlled by extensive computer systems- it tells them the instantaneous yield, the total yield and anything else the farmer needs to know. It will even drive itself up and down the rows. The beauty of these machines is that they can harvest an 80 acre corn field in one day. One row, tractor-pulled corn pickers would take several weeks to pick."






Geese Taking Off, Redtail Golf Club (Hole 12)



Tunnel Entrance, Cherokee National Forest

IMAGES FROM THE NOVEMBER 11 MEETING



The fall color images on this page are by Steve Hillmann.



Steve said: "All Photos taken at The Morton Arboretum in October 2024. The colors were so much better than in 2025.

All photos taken using my Canon R5, with Canon RF 14-35mm lens. I used a Polarizing Filter and shot from the shade whenever possible. Limiting the amount of the sky in my shots allows for more even exposure and extra color value.

The captures were pretty straight forward; all hand held without additional landscape filters. The Bridge and Stream shot were more open and needed some adjustments in Lightroom to knock down the highlights and up the shadows.

The Color Tree on B&W was done with a radial mask and some brush adjustments in Lightroom. Selecting the tree and desaturation of the rest of the scene.

The trees looking up was my attempt at the painterly effect. Blending in an over exposed and blurred layer over a normally processed layer in photoshop."



IMAGES FROM THE NOVEMBER 11 MEETING



The Tom Patterson Theatre, the Festival's newest theatre



Looking up the hill to the Festival Theatre – the Festival's flagship theatre

**The images on this page and the next are by
Royal Pitchford.**

Royal said: *"All photos were shot October 20 to 25 in Stratford, Ontario, where I attended the Stratford Festival of Canada, one of the premier theatre festivals in North America."*



Inside the Festival Theatre, just as the audience is beginning to arrive



Curtain call at the end of "As You Like It"
(onstage at the Festival Theatre)



Bust of William Shakespeare,
in the Shakespearean Gardens

IMAGES FROM THE NOVEMBER 11 MEETING



Balzac's Coffee House, a long-time favorite of visitors and many of the Festival cast and crew



Walk along the Avon River, near the Tom Patterson Theatre



Stone Bridge, late afternoon



Reflections on the Avon River



Sunflower, still blooming in late October


IMAGES FROM THE NOVEMBER 11 MEETING



The fall landscape images on this page are by Jeff Chemelewski.

Jeff said: “The show and tell included a waterfall taken in Oregon (Silver Falls) and I wanted to express adding framing to the falls instead of simply taking the falls alone. When I photograph waterfalls, I will take several images with varying shutter speeds. For the flowing effect, a tripod is necessary as you will be shooting at shutter speeds of $< 1/8$ th of a second. Longer shutter speeds may actually cause the water to become too milky looking. So, I start at $1/8$ th and work down to 1-2 seconds and see which one I like best in editing.

The images with fall colored leaves in the foreground also required a tripod to get flowing water effect plus the rock and leaves were very close to my camera. When this is the case, I utilize focus stacking to get everything in focus or shoot at f16. If shooting at f16, use what is called hyperfocal focusing, which generally is focusing on an object $1/3$ into your image. Using a wide angle lens also helps.”



IMAGES FROM THE NOVEMBER 11 MEETING



The fall images on this page
are created by
Bill Tell.



IMAGES FROM THE NOVEMBER 11 MEETING



The images on this page
are created by
Karl-Heinz Gabbey




IMAGES FROM THE NOVEMBER 11 MEETING



Tree Stand at Irish Oaks



Gnarled trunk at Coral Woods



Single Tree at Irish Oaks



Tree Stand at Walnut Woods

**The images on this page
are created by
Doug Frey.**

Irish Oaks Savanna and Coral
Woods are in McHenry County.

Walnut Woods is near Spring Grove.

BEFORE & AFTER IMAGES FROM THE NOVEMBER 11 MEETING

ACUITY Insurance Flagpole (Sheboygan, WI) Color Image by Pierre Steygers

Peter said: *"I took the picture late November 2024. The removal of the pole and addition of the vignette as well as a little boost of the colors add a bit of 'drama' to the scene. For some reason, I felt that the flag in the fog, without the stand, was exactly how I felt at the time..."*




BEFORE




AFTER

Forest and Stream: Color Image by Jeff Chemelewski

Jeff shared this: *"A respected photographic colleague of mine thought the limb was a distraction so in the 'after' image, I took out the limb. After asking the club which image they preferred, the majority favored leaving the limb in the photo, especially since it added some fall color to the scene."* 😎



BEFORE



AFTER

BEFORE & AFTER IMAGES FROM THE NOVEMBER 11 MEETING



BEFORE



Cropped and color enhanced



AFTER: Chicago Skyline

The images on this page were created by
Lynda Christopher.

Lynda said: "I captured this photograph of the Chicago skyline on a bridge just south of Lincoln Park Zoo. Created a B&W copy to show off the lights & darks, the shapes, patterns & textures of the buildings and the overall tonal contrast of the sky line."

"When taking the picture (of Hastings Mill), I knew right away that it would look great in Black & White. It was an old building with many additions, but I also saw this: 1. It was a cloudy day. 2. A lot of detail/texture in the scene 3. A lot of shapes & patterns. 4. A lot of tonal contrasts."



BEFORE



AFTER: Hastings Mill

BETTER BLACK & WHITE

WHEN
December 9, 2025
7pm - 9pm

WHERE
Algonquin Township Building
3702 US HWY 14
Crystal Lake IL 60014


PRESENTER : Peter J. Pelke II

QUESTIONS : 847.346.9957

GOOD



BETTER



BEST



ACTIVITY AT THE NOVEMBER 11 MEETING!

Here's some images from the November 11 exploration of food photography. It was really fun to see all the creative activity, trial-and-error, discussions and learning that was happening.



THE FUTURE OF CLCC

Notes from the November 11 Meeting ~

Submitted by Steven Szalaj

There were 17 members at the meeting this month. The meeting began at 7PM with a discussion of **Bulldog Antiques** in Marengo. One of the owners, Don Rose, is one of the founders of CLCC! Bulldog Antiques has an extensive collection of *photographica* among many other things. November through April, they are open only by appointment; May through October, they are open weekends. Check the website for details and images of the collection. We then moved into *Show & Tell* and *Before & After* - there were MANY submissions this month!! We ended with an activity about **photographing food**. Judy brought several different food objects to use as subjects. Members brought cameras, lights, light tents, backgrounds, etc., and spent time sharing ideas and techniques.

Show & Tell - The topic of the month was **Fall**.

- Bill Tell: Field harvesting, trees, road, backyard, leaves
- Karl Gabbey : Birds, fall wildflowers, turtle, sunset sky, tumblers
- Doug Frey: Irish Oaks, Walnut Woods, gnarled tree in Coral Woods
- Jeff Chemelewski: Land- & Sky-scape, flowing streams, waterfall
- Linda Hopp: Fall landscapes
- Lynda Christopher: Corvette show, Sickwick Mill
- Mel Marilim: Fall landscapes
- Pierre Steygers: Reflected Leaves, pumpkins, rail line, curvy road, colorful trees
- Royal Pitchford: Scenes from the Stratford Shakespeare Festival (Canada)
- Russel King: Harvesting corn, tall roadside display, tunnel, geese, American Flag in the fall, trees
- Steve Hillmann: Bridge, fallen tree, tree (in color with b/w background) stream, mushroom on the forest floor, looking up to fall trees and sky
- Steve Szalaj: apple, pomegranate seeds, pumpkin "choir"

Before & After

- Jeff Chemelewski: Forest scene with branch in foreground, and without it
- Lynda Christopher: Chicago skyline, Hastings Mill
- Pierre Steygers: American Flag in the fog

A REMINDER: **Show & Tell** and **Before & After** run more smoothly if images are sent to Doug before the meeting instead of on flash drives given to him at the meeting. He would like them a few days before the meeting so he can prepare the presentation. See page 19 for more information.

The December meeting will showcase your photos of FOOD for Show & Tell. *Before & After* is always interesting especially if you are new to editing. Be sure to send your fall color images to Doug - both successful images and problem images.

Take a moment to contribute to the Facebook **Crystal Lake Camera Club Group Chat** page (see page 10).

The **Landscape and Nature Photography** small group is meeting regularly on the 3rd Wednesday of each month at Doug Frey's home (see page 22).

Have an idea for an outing? If you have an idea or plan and want company, let Doug Frey know.

The Future of CLCC (continued)

The **CLCC Breakfast Meeting** is the last Saturday of the month (unless otherwise noted due to holidays, etc.) at Buttered Toast by Home Depot on Randall Road, Algonquin. All are welcome. Let Karl G. know ahead of time if possible, but don't let that stop you if you didn't (see page 21). The next breakfast meeting is Saturday, December 27.

Become an ACTIVE CLCC member - your presence, your contributions, your participation is what will elevate the club experience for everyone. Most everything that happens in the club is by volunteers, that is, members choosing to participate because they *love photography*. CLCC needs *you*!

CLUB MEETING CALENDAR

All meetings start at 7PM and are at the Algonquin Township Building, 3702 Northwest Hwy, Crystal Lake, in **Meeting Room 2**. Enter at the back of the building.

- December 9 *Image Theme: Food*; Presentation: *Better Black & White* by Peter Pelke; Show & Tell; Before & After
- January 13 *Image Theme: Snow*; Show & Tell; Before & After - bring black & white images showing your work after the December presentation
- February 10 *Image Theme: Street Photography*; Presentation, *Street Photography*; Show & Tell; Before & After
- March 10 *Image Theme: Photo Workshop Experiences*; Show & Tell; Before & After; bring photos from, and tell us about any workshop experiences you've had

Show & Tell and **Before & After** have provided some lively, informative conversations for CLCC attendees. Great suggestions for outings and club offerings have come from these activities.

For Show & Tell: submit 3-4 JPG images to Doug Frey (doug.frey@me.com) on the **Sunday before the meeting** date. You can also bring them on a flash drive, but submitting them earlier is preferred, and helps the presentation go more smoothly.

For Before & After: submit *pairs of JPG images* to Doug Frey (doug.frey@me.com) on the **Sunday before the meeting** date, or bring the images on a flash drive (submitting them earlier is preferred, and helps the presentation go more smoothly). The pairs would include the image as it came out of the camera and the image after post-processing. Be prepared to tell (and perhaps even show) the changes that were made.

Join the **Crystal Lake Camera Club Group Chat** on FaceBook:

<https://www.facebook.com/groups/446897199179146> or scan this QR Code:

This is a closed group, so only members have access. Request membership through the page. Then, post your favorite images, join in the discussions, share information about photo outings, speakers, contests, etc.

Only group members will see your posts.



Editor's Note: This chart was shared by Bill Tell

20 Photography-Specific or Strongly Photo-Friendly Galleries / Exhibition Spaces Within ~200 miles of Huntley (Chicago area and nearby Midwest)


	Venue	Location	Notes / Focus
1	Museum of Contemporary Photography (MoCP)	Chicago, IL	Dedicated photography museum.
2	Filter Photo / Filter Space	Chicago, IL	Non-profit gallery + project space for emerging and established photo-based artists.
3	Western Exhibitions (Northern)	Skokie, IL	Contemporary gallery; has exhibited photography shows.
4	URI-EICHEN Gallery	Chicago, IL	Exhibits photography of social documentary themes.
5	Perspective Gallery (Perspective Group & Photography Gallery)	Evanston, IL	Fine art photography; juried shows.
6	Lillstreet Art Center	Chicago, IL	Multi-media art center with dedicated photography studios and gallery.
7	I-Space Gallery (UIUC)	Champaign, IL	University gallery; hosts photography exhibitions like "Architectural Scenes: Photography ..."
8	PhotoMidwest / Center for Photography	Madison, WI	True photography center with gallery, darkroom, digital labs.
9	Madison Museum of Contemporary Art (MMoCA)	Madison, WI	Contemporary museum, but has significant photography holdings.
10	New Midwest Photography (James Watrous Gallery)	Madison, WI	Showcases Midwest photographers.
11	Center for Railroad Photography & Art	Madison, WI	Non-profit focused on railroad photography; curates traveling exhibitions.
12	Portrait Society Gallery	Milwaukee, WI	Gallery in Milwaukee that exhibits photography, especially portraiture.
13	Gallery 218	Milwaukee, WI	Artist-run gallery with photography among its media.
14	Tory Folliard Gallery	Milwaukee, WI	Contemporary gallery; includes photography in its program.
15	Var Gallery & Studios	Milwaukee, WI	Gallery + studio space, shows 2D work including photography.
16	Charles Allis Art Museum	Milwaukee, WI	Historic house museum; exhibits photography, among other fine arts.
17	Monona Terrace Gallery	Madison, WI	Public gallery showing architectural photography (e.g. Wright architecture).
18	Freeark Gallery (Riverside Arts Center)	Riverside, IL	Exhibits photography, as shown by recent shows.
19	Gallery 400 (UIC)	Chicago, IL	Experimental / interdisciplinary gallery, frequently includes photography.
20	(Bonus) New Venue: Check "Photography" in Chicago Galleries	Chicago, IL	Use to explore rotating photography shows in commercial spaces (via e.g., Chicago Gallery News).

Lightscape

Photo Op at the Chicago Botanic Garden November 14 - January 4

Step into an enchanting 1.3-mile trail of twinkling lights and show-stopping displays expertly curated anew each year. Bundle up, grab a hot chocolate, and see the Chicago Botanic Garden glow beyond the expected. Bold. Artistic. Unforgettable.

Cocktails Under The Lights - Enjoy a festive, adults-only vibe where you can be your merry ole self, complete with specialty cocktails and mocktails. For adults only (21+), November 19, December 4 and January 2.



GALLERIES, STORIES, VIDEOS AND INSPIRATION ON THE WEB

(Click any bold-face heading, or underlined text, to follow the link)

The 2025 Audubon Photography Awards: The Top 100

Each year, the Audubon Photography Awards are a way to celebrate bird photographers' craft and commitment. This round was particularly exciting, because for the first time we held two contests: One for photographers based in the United States and Canada, and another for photographers from Chile and Colombia. Each image includes location, image data and Behind the Shot (a narrative describing the experience taking the image by the photographer).

AI video slop is everywhere, take our quiz to try and spot it

See if you can tell the real from the fake, then read more about how to spot the slop.

Capturing the Iconic Landscape

This article from KAH-WAI LIN Photography is a very thorough discussion of landscape composition with photos to demonstrate the concepts discussed.

Christopher Payne: Architectural and Industrial Photographer

Trained as an architect, Christopher Payne is fascinated by design, assembly, and the built form - a celebration of American manufacturing and craftsmanship. Through the past decade, with personal projects and editorial commissions, he has been on a photographic journey to learn more about what's made here: the traditional industries that "built this country" as well as the newest and most technologically advanced processes. Peruse the portfolio and projects to see unusual perspectives.

Amazing Images That Reveal the Strange, Otherworldly Beauty Hidden in American Factories

Christopher Payne has several photo essays in national publications. This article by Emily Barske Wood for The Smithsonian Magazine explores and discusses a sample of his work.

I'm A Northern Lights-Chasing Expert And These Are 10 Things I Think You Need

If you're chasing aurora in freezing conditions, you're going to need more than just a sense of adventure; staying warm and having the right gear will help you capture the aurora borealis and australis without issue.

3 Backlit Photo Techniques That All Shooters Must Know (VIDEO)

The article and video discusses the emotive power of backlit imagery, and instructor Martin Castein provides three of his favorite methods with illustrative examples in barely eight minutes. He's a London-based portrait photographer whose popular YouTube channel boasts 61K enthusiastic subscribers and more than five million views.

These 15 Gorgeous Photographs Capture the Beautiful Art of Blown and Stained Glass

From cathedrals to train stations to museums, these masterful displays showcase the remarkable talent that goes into creating the fragile art form. We see and use glass every day, but its potential as beautiful art is often overlooked. In the right hands, however, windows, vases, glassware and light fixtures can be transformed into otherworldly works.

Last Saturday Morning Breakfast Meeting – Everyone invited!

Please join your CLCC friends for the casual breakfast meeting on the last Saturday of the month. Lively discussions, good food! This month's will be on **Saturday, December 27, 2025, 8:30 AM** at

Buttered Toast Restaurant, 2520 Bunker Hill Dr, Algonquin.

RSVP to Karl-Heinz Gabbey (khgabbey@aol.com) if you plan to attend.

Next month's breakfast meeting will be January 31.

IMAGE THEMES FOR FUTURE MEETINGS

DECEMBER THEME: FOOD

How do you show motion in a still photo? Do you have some examples? How did you achieve it? Share some of your images with CLCC!

To help you plan ahead, these are the Image Themes for the next several months:

January 13	Snow, and <i>Before & After</i> of Black & White photos from the December presentation
February 10	Street Photography
March 10	Photo Workshop Experiences

Please submit your images to Doug Frey on the Sunday before the club meeting. *Show & Tell* and *Before & After* run more smoothly if Doug can prepare the presentation. See page 19 for more information.

LANDSCAPE & NATURE SMALL GROUP

When: Third Wednesday each month, 7PM

Where: 711 Glacier Parkway, Algonquin

Phone: 224-406-3692

RSVP: doug.Frey@me.com

This small group meets in Doug Frey's home on the Third Wednesday of the month, 7PM. There are wide ranging discussions from beginning landscape photography, to post-processing, prime locations, both near and far, everything in between, and sometimes beyond! Photos are shared and comments made. It is a very friendly group.

Meetings are casual and relaxed. Any related discussion topics can be brought up. It is a great community learning experience. Let Doug know that you are interested! See him at a club meeting, or send him an email at the address above.

Doug gave this summary of a group meeting:

"At the meeting on August 20, our small group explored creative ways to share your photography—through prints for your home, unique gifts, or by participating in the 4th Friday Art event at the Dole. We expanded on that conversation at our August club meeting with a hands-on session focused on Lightroom masking, giving members the opportunity to explore and practice the tools in more detail."

Grow your photographic art even further - come to the small group!

CRYSTAL LAKE CAMERA CLUB OFFICERS

See The Club Directory For Contact Information

President	<u>Judy Jorgensen</u>
Secretary	Open
Treasurer	<u>Gail Schulz</u>
Board Member	<u>Rich Bickham</u>

YOUR IDEAS MATTER!

Do you have a story, images, trip, post-processing technique, event, etc. that would be good for Camera Club members to know about? Your submissions will make this newsletter valuable! Write it up, and send it to **Steven Szalaj**, Newsletter Editor, at szjsings@mac.com.

Please make your submission by the 22nd of the month.

Helpful Resources - New links added!

***Contribute to this page!** If you have resources that you find useful, please share that link with me. Include a short summary of what can be found in the link. The reference can be a video, web page, PDF, or any other format that has an online link. Send your contributions to szjsings@mac.com by the 20th of each month.*

~SJS, Newsletter Editor

Profoto Tutorials, submitted by Kevin Getty:

Tips and Tricks

<https://profoto.com/us/tips>

A terrific collection to help photographers of any level.

Photographic Composition Webinar, submitted by Scott Larsen:

The Art of Photography: Crafting Compelling Compositions

tinyurl.com/5ak88xt6

Natural Habitat Adventures posts a weekly webinar. This hour-long video is very helpful.

Photographers you may be interested in viewing, contributed by Judy Jorgensen:

Dan Anderson

danielandersonphotography.com/

Beautiful color landscapes and seascapes with striking composition from America, Norway, Faroe Islands, Scotland, Patagonia, Ireland, Antarctica, Europe, Iceland, etc. If you love black and white, check out his American West, Europe, Antarctica, and Greek islands black and white images of land, sea, and architecture.

Ed Callaert

edcallaert.photoshelter.com

This nature photographer travels extensively along the west coastal and mountain states as well as upper to mid east coast United States. His gallery is full of colorful landscapes and seascapes with interesting composition techniques you may want to try.

Willard Clay

willardclay.photoshelter.com

This landscape and bird photographer has a vast collection in his gallery by states and a stunning collection under birds. He also teaches at Mayslake in the Forest Preserve District of Dupage County. Enjoy, study, and try.

Resource for camera repair, contributed by Bill Batalden:

APS (AUTHORIZED PHOTO SERVICE)

8125 River Dr # 100

Morton Grove, IL 60053

repair@authorizedphotoservice.com

(800) 406-2046

Bill said: "I recently had my camera & lens repaired at APS authorized camera repair. I felt the work was good and the price reasonable. They give an estimate, which you have to approve, before proceeding with the work. When I spoke with the owner, he said he could offer a 'Club' rate."

(Helpful Resources, *continued*)

Resource for camera repair, contributed by Sandy Wittman:

ROYAL CAMERA SERVICE, INC.

1134 E Lake Street

Hanover Park, IL

(630) 372-6150

Sandy said: “I had my Canon 7D Mark II repaired there this fall. They did an excellent job in about 10 days. The price was very reasonable. I found them to be knowledgeable and professional.”

Resource for infrared photography, contributed by Peter Pelke

LIFE PIXEL Infrared Camera Conversions

<https://www.lifepixel.com/>

(866) 610-1710

Resource for purchasing, selling, trading and repairing used camera equipment

KEH

<https://www.keh.com/>

(800) 342-5534

“The original curator and reseller of rare and quality camera gear, KEH has always envisioned a better way to support the passion and profession of photography. We’re proud to be the camera community’s choice for gear that goes further. Field-tested. Expert-graded. Sustainable. Exchangeable. KEH-approved.”

YouTube Channels by specific photographers

These were contributed by Doug Frey:

Nigel Danson - <https://www.youtube.com/@NigelDanson>

Adam Gibbs - <https://www.youtube.com/channel/UCDyKBQGE7OOsWeQIPWqVSzw>

fototripper (Gavin Hardcastle) - <https://www.youtube.com/@fototripper>

Simon D’Entremont - https://www.youtube.com/@simon_dentremont

Mark Denney - <https://www.youtube.com/@MarkDenneyPhoto>

Thomas Heaton - <https://www.youtube.com/@ThomasHeatonPhoto>

Ian Worth - https://www.youtube.com/@ian_worth/

A great collection of “how-to” videos:

Providence Photography DFW

<https://www.youtube.com/@providencephotographydfw>

Photoshop Elements+: The Secret to Removing Impossible Backgrounds!

<https://www.youtube.com/watch?v=AvAu7-WYXAc>

Take Better Photos Episode 3 - ISO and Exposure (click the title)

Video shared by Bill Tell. Bill said: “*In my experience, this video is essential for anyone who wants a deeper, more complete understanding of exposure and is ready to move to the next level.*”

Capturing the Perfect Holiday Tablescape Just in Time for Thanksgiving! (click the title)

Shared by Peter Pelke - an in-depth article that covers lighting, angles, composition, techniques, gear, and much more.



Photo Ops At the Morton Arboretum

Vivid Creatures

An exhibition of giant, colorful sculptures as tall as trees is now open at The Morton Arboretum.

Guests of all ages can delight in an oversized deer, snail, squirrel, dragonfly, and sandhill crane—all native to northern Illinois—depicted in brightly decorated larger-than-life artworks up to 24 feet tall. The sculptures will be placed among the tree collections and natural areas of The Morton Arboretum.

The five sculptures were created exclusively by **Fez BeGaetz and Heather BeGaetz** of Portland, Oregon. Go **behind the build** and read about the inspiration and creative process behind the sculptures.



Vivid Creatures is free and is included with general admission to the Arboretum. Members always get in free and can visit any time without purchasing general admission. **More at mortonarb.org**.

Illumination: Tree Lights at The Morton Arboretum

Opens November 15, 2025, and goes through January 3, 2026, daily, 4:30 - 9:30 PM

Illumination: Tree Lights at The Morton Arboretum Explore 50 acres of the Arboretum's majestic trees during this one-of-a-kind spectacle of color, light, and sound. Be amazed by how light, color, and music transform this magnificent landscape of trees.

Guests of all ages will delight in the festive features and stunning light displays found along a fully ADA-compliant trail running through The Morton Arboretum's gardens and tree-filled landscapes.

Electric Illumination offers a special late-night

Illumination experience on three Fridays: December 5, 12 and 19, 4:30 PM to 9:30 PM. Exclusively for adults 18 and older, *Electric Illumination* is a nighttime experience with different musical themes and a live DJ that make each week unique.

Tickets for these events can be purchased at **mortonarb.org**. Members receive a 20% discount.



ANOTHER OPPORTUNITY TO SHARE YOUR WORK!

Aroma Coffee & Wine, 77 E Woodstock St, Crystal Lake, IL 60014, aromacoffeeandwine.com

Russ King shared that *Aroma* is putting photos on their walls, and that he has several pictures hung until the end of January. The owner is Dawn Kincaid, and will likely be looking for more after the current display is taken down.



TWO OPPORTUNITIES TO SHOW YOUR IMAGES

SECOND SATURDAYS AT STARLINE

300 W. Front Street
Harvard, IL 60033
815-943-4805



2nd Saturday Art Event: December 13, 2025

Submission Deadline: Monday, November 17, 2025, 11:59 PM

Fee to Enter: \$25 for 3 Pieces

Theme for the December Event is ***It's a Wonderful Life*** (see Submission Form for details)

Theme entry not required to enter the show; there is a special medal for these entries.

Awards available for the juried show include:

- Best of Show (All entries): \$50 Cash Prize and Starline Medal
- 1st Place for Art (any Artwork but Photography): \$25 Starline Gift Card and Starline Medal
- 1st Place for Photography (any Photography): \$25 Starline Gift Card and Starline Medal
- People's Choice (Art or Photography): \$25 Starline Gift Card and Starline Medal
- Judge's Option Honorable Mention (All entries): Starline Medal
- Theme Award: Starline Medal

Click here for the **PROSPECTUS**

Click here for the **SUBMISSION FORM**



4th FRIDAYS ART EVENT AT THE DOLE

401 Country Club Rd
Crystal Lake, IL 60014
815-347-8535

The next 4th Friday Art Event: **January 30, 2026**

There are no 4th Friday Art Events in November or December.

