

SEPTEMBER, 2025

Crystal Lake Camera Club

Serving Crystal Lake, IL and Surrounding Communities Since 1980

crystallakecameraclub.com



Bristol Renaissance Faire (Kenosha, WI)

Color Image by Carl Papp (Shown at the August 12 Meeting, see more on Page 2)

EXPLORE THIS ISSUE

Images from the August 12 Meeting	<u>Pg. 2-13, & Cover</u>
Vivid Creatures at the Morton Arboretum	<u>Pg. 13</u>
Galleries, Stories, Videos and Inspiration	<u>Pg. 14</u>
Crystal Lake Camera Club Group Chat	<u>Pg. 14</u>
How To Re-size Photos	<u>Pg. 15-16</u>
Club Calendar, Submitting for <i>Show & Tell</i> and <i>Before & After</i>	<u>Pg. 16</u>
The Future of CLCC	<u>Pg. 17</u>
Image Themes for Future Meetings/September Theme: <i>Motion</i>	<u>Pg. 18</u>
Landscape & Nature Small Group	<u>Pg. 18</u>
Officers & Newsletter Submissions	<u>Pg. 18</u>
Helpful Resources	<u>Pg. 19-20</u>
Breakfast Meeting	<u>Pg. 20</u>
Open House Chicago, October 18-19	<u>Pg. 21</u>
Two Opportunities To Show Your Images	<u>Pg. 22</u>

IMAGES FROM THE AUGUST 12 MEETING



Weaving a Web




Puppets!



Pub Crawl

The images on this page and the cover are by
Carl Papp.
Bristol Renaissance Faire (Kenosha, WI)

IMAGES FROM THE AUGUST 12 MEETING



The images on this page are
by Bill Batalden.

They were taken at the
Nachusa Grasslands, a
restored tallgrass prairie near
Franklin Grove, IL



IMAGES FROM THE AUGUST 12 MEETING



Tractor Pull



Goat Greeting



Do you have food?



Talk To the Animals



Aren't I Cute?



Bunny Buddies

IMAGES FROM THE AUGUST 12 MEETING



Portrait, Arabian Horse Show



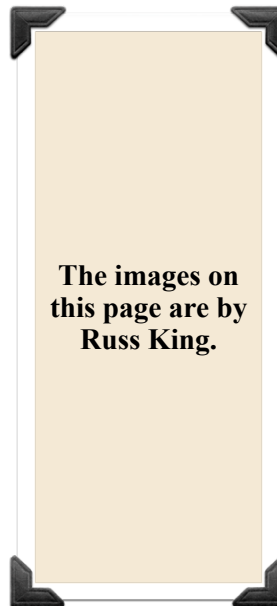
Hi-Stepping Arabian at Horse Show



Cowboy with Calf, The Villages, Florida



Apache Dancers, Heard Museum



Crystal Lake Parade, July 7, 2024



Crystal Lake Parade, July 7, 2024



Crystal Lake Parade, July 7, 2024




Hobbiton, New Zealand

IMAGES FROM THE AUGUST 12 MEETING



The images on
this page are by
Doug Frey.

McHenry
County Fair
(Woodstock, IL)



IMAGES FROM THE AUGUST 12 MEETING



The images
on this page
are by
Doug Frey.

McHenry
County Fair
(Woodstock, IL)



IMAGES FROM THE AUGUST 12 MEETING



Cormorants



Great Egret




Great Blue Heron



Wildflowers



Sandhill Crane



Sun City Huntley

The images on this page are by
Karl Gabbey.

IMAGES FROM THE AUGUST 12 MEETING



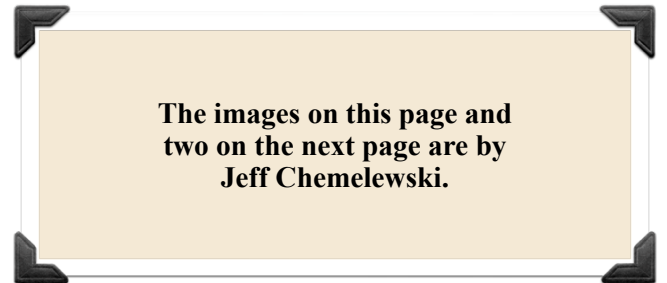
Wildflowers - Before



Wildflowers - After




Landscape




Landscape/Skyscape

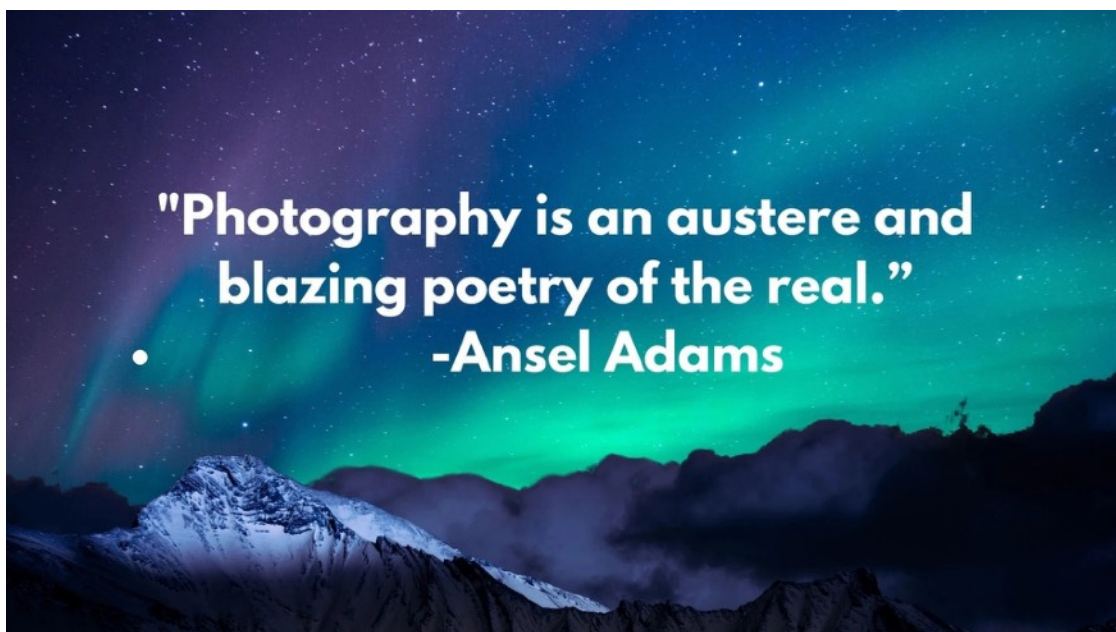
IMAGES FROM THE AUGUST 12 MEETING



Wildflowers - Before (Jeff Chemelewski)



Wildflowers - After (Jeff Chemelewski)



IMAGES FROM THE AUGUST 12 MEETING



Redwing Blackbird - Before



Redwing Blackbird - After

The *Before* & *After* pairs on this page
are by Doug Frey.

They were taken at
Boloria Meadows (Bull Valley, IL)



Purple Prairie Clover - After



Purple Prairie Clover - Before

IMAGES FROM THE AUGUST 12 MEETING



Indy Car 10



Indy Car 90


The images on this page, and two on the next, are by Peter Pelke.

Peter said: "Indy Cars at Road America (Elkhart Lake, WI) - wicked fast cars and learning to pan for a clear shot of a car with blurred background..."

Dragonfly photos using a Canon R10 with a 100-400 lens handheld. incredible focus and detail right out of the camera, then a closer crop..."




Dragon Fly 1



Dragon Fly 1 - Close Crop

IMAGES FROM THE AUGUST 12 MEETING



Dragon Fly 2 (by Peter Pelke)



Dragon Fly 2 - Close Crop (by Peter Pelke)

Vivid Creatures

An exhibition of giant, colorful sculptures as tall as trees is opening soon at The Morton Arboretum.

Guests of all ages can delight in an oversized deer, snail, squirrel, dragonfly, and sandhill crane—all native to northern Illinois—depicted in brightly decorated larger-than-life artworks up to 24 feet tall. The sculptures will be placed among the tree collections and natural areas of The Morton Arboretum.

The five sculptures were created exclusively by **Fez BeGaetz and Heather BeGaetz** of Portland, Oregon. Go **behind the build** and read about the inspiration and creative process behind the sculptures.



Vivid Creatures is free and is included with general admission to the Arboretum. Members always get in free and can visit any time without purchasing general admission. **More at mortonarb.org.**

GALLERIES, STORIES, VIDEOS AND INSPIRATION ON THE WEB

(Click any bold-face heading, or underlined text, to follow the link)

Think your image processing unit is up to this fiendish photography general knowledge quiz?

If you've heard of the Brenizer effect and can talk TIFFs like they're going out of fashion, then this photography general knowledge quiz should be a cinch. Nine multiple-choice questions, some easy, some devilishly challenging, to excite your sensors and send shivers up your reflex mirror.

Capture the Dark 2025: Winning Photographs

DarkSky International is proud to announce the winners of the 2025 Capture the Dark photography contest. They say a photograph is worth a thousand words. With over 2,200 entries, from over 22 countries, together we've created a powerful story of the night: revealing its wonder, exploring its mysteries, and inviting others to join us in our journey to protect it.

NPR readers celebrate World Photography Day with stories behind their favorite photos

Every year on Aug. 19, World Photography Day celebrates the art, science and history behind pictures. The day was first recognized in 1991 to commemorate the invention of the daguerreotype, a photographic process developed in 1837. To celebrate this day, NPR asked readers and listeners to share the story behind their favorite photo they have ever taken.

Snowflake Photographs

(Ed. Note: OK, maybe this is a bit early to think about this...) This page shows photographs of real snowflakes that fell from the winter clouds. Click on any image for a closer look. These pictures were taken at a variety of locations, including northern Ontario, central Alaska, northern Sweden, Vermont, and the Michigan Upper Peninsula. There's also videos of growing snowflakes.

This is the number one reason why architecture photography lacks depth – and this is the fix

Architecture photography thrives on detail – whether you're capturing the clean lines of a modern skyscraper or the weathered textures of a centuries-old façade. While a single exposure might seem sufficient at first, it often fails to do justice to the full dynamic range and complexity of the scene. That's where advanced editing techniques like HDR (high dynamic range) come into play. This technique has a bad reputation – but when done right, it will transform your architecture photography.

Photo Book Diaries: Why I'm Starting This Project

Spencer Cox is a landscape photographer based in Colorado. He writes for several photo publications, and runs the website [Photography Life](https://www.photographylife.com). At CLCC, we have had several discussion about "What do you do with all our pics?" Here is an unusual approach. The comment section provides some thought provoking discussions. You can follow his diary as Cox regularly adds posts and comments to this project.

Join the Crystal Lake Camera Club Group Chat on FaceBook:

<https://www.facebook.com/groups/446897199179146> or scan this QR Code:

This is a closed group, so only members have access. Request membership through the page. Then, post your favorite images, join in the discussions, share information about photo outings, speakers, contests, etc.

Only group members will see your posts.



HOW TO RE-SIZE PHOTOS

Submitted by Doug Frey

A few months ago, during Show & Tell, we discussed how to resize images. Here are some quick guidelines to follow. The “best” resolution for sharing digital photos depends on **where and how you’re sharing them**. Here’s a breakdown:



Social Media & Messaging

- **Facebook / Instagram:** 1080–2048 pixels on the long edge (they compress larger files anyway).
- **WhatsApp / Texting:** 1200–1600 pixels long edge (keeps size small while still sharp).
- **General rule:** 1500–2100 pixels on the long edge is safe for most online sharing.



Email & Online Galleries

- **Email attachments:** 1600–2100 pixels on the long edge (good quality, smaller file size).
- **Photo clubs or critique groups:** 2000–2500 pixels long edge (still manageable file size, retains detail for viewing). (I believe CACCA uses 1920 on the long edge)



Printing or High-Detail Viewing

- **Small prints (up to 8x10):** 2400–3000 pixels long edge.
- **Large prints (poster size):** Export at full resolution (whatever your camera sensor provides).



Export Settings (Lightroom / Photoshop)

- **Long edge:** 2100 px (for general sharing).
- **Resolution:** 72–96 ppi (only matters for screen, not print).
- **Format:** JPEG, sRGB color space, quality 70–80% (good balance of detail & file size).



In short: **2100 pixels on the long edge** is an excellent all-around size for sharing online.

To export and resize your photo to **2100 pixels on the long edge** in **Adobe Lightroom**, follow these steps:



Steps to Export and Resize in Lightroom Classic

- **Select the photo(s)** you want to export in the Library or Develop module.
- Press **File > Export** or use the shortcut **Cmd+Shift+E (Mac) / Ctrl+Shift+E (Windows)**.
- In the **Export dialog box**:
 - **Key Sections to Adjust**
 - ✓ **Export Location**
 - Choose a folder or leave as "Choose folder later".
 - ✓ **File Settings**
 - Format: **JPEG**
 - Quality: **80–100** (or as needed)
 - Color Space: **sRGB** (for web or general use)

(How to Re-size Photos - *continued*)

✓ Image Sizing

- Check the **Resize to Fit** box
- Choose **Long Edge**
- Enter **2100** pixels
- Set **Resolution**:
 - **300 ppi** (for print)
 - **72 ppi** (for web — not critical unless exporting for screen)

✓ Output Sharpening (optional)

- Check "Sharpen For"
- Choose **Screen** or **Matte/Glossy Paper** depending on use
- Amount: **Standard** is usually fine
- Click **Export** at the bottom right.

CLUB MEETING CALENDAR

All meetings start at 7PM and are at the Algonquin Township Building, 3702 Northwest Hwy, Crystal Lake, in **Meeting Room 2**. Enter at the back of the building.

September 9 *Image Theme: Motion*

Presentation: *Review and discussion of the Motion Images from the August Meeting*;
Bring your cameras, especially if you need help working with it in some way;
Also, introduction to the Art of Flower Photography; Show & Tell; Before & After

October 14 *Image Theme: Leading Lines*; Presentation, *TBA*; Show & Tell; Before & After

November 11 *Image Theme: Fall Colors*; Presentation, *TBA*; Show & Tell; Before & After

December 9 *Image Theme: Food*; Presentation, *Black & White Photography by Peter Pelke*;
Show & Tell; Before & After

Show & Tell and **Before & After** have provided some lively, informative conversations for CLCC attendees. Great suggestions for outings and club offerings have come from these activities.

For Show & Tell: submit 3-4 JPG images to Doug Frey (doug.frey@me.com) on the **Sunday before the meeting** date. You can also bring them on a flash drive, but submitting them earlier is preferred, and helps the presentation go more smoothly.

For Before & After: submit *pairs of JPG images* to Doug Frey (doug.frey@me.com) on the **Sunday before the meeting** date, or bring the images on a flash drive (submitting them earlier is preferred, and helps the presentation go more smoothly). The pairs would include the image as it came out of the camera and the image after post-processing. Be prepared to tell (and perhaps even show) the changes that were made.

**Beauty can be seen in all things,
seeing and composing the beauty
is what separates the snapshot
from the photograph.**

-Matt Hardy

The Future of CLCC

Notes from the August 12 meeting ~

Submitted by Linda Christopher and Judy Jorgensen

There were 18 members present! We welcomed another new visitor to our group. Trevor Sova saw the meeting on the marquee in front of the Algonquin township building. Welcome Trevor!

We met about 6 pm, brought our cameras, and headed out to the parking lot to practice shooting movement (traffic on Rt. 14). Thanks to the big marquee in front of the Algonquin Township offices that told of the Crystal Lake Camera Club meeting there that night, lots of drivers waved and honked. It was fun. We will discuss our results at the September meeting.

Show & Tell - The topic of the month was **Fairs**.

- Bill Batalden: Nachusa Grasslands - bison, landscape, wildflowers
- Carl Papp: Bristol Renaissance Faire
- Jeff Chemelewski: Landscapes, wildflowers
- Linda Hopp: McHenry County Fair, tractor pull, animals
- Russel King: Horse Show, Cowboy Sculpture, Apache Dancers, CL Parade, Hobbiton (New Zealand)
- Doug Frey: Bull Riding, McHenry County Fair
- Peter Pelke: Dragonfly, Indy cars
- Karl Gabbey: Water birds, landscape, wildflowers

Before & After

- Doug Frey: Boloria Meadows
- Jeff Chemelewski: Wildflowers

We filled out the meeting watching two videos (click the title to view the video):

- Anthony Morganti: **Why You Should Do Most of Your Lightroom Editing Using MASKS**
- **Proven Techniques For Taking Exceptional Sunset Photos**

A REMINDER: **Show & Tell** and **Before & After** run more smoothly if images are sent to Doug before the meeting instead of on flash drives given to him at the meeting. He would like them a few days before the meeting so he can prepare the presentation. See page 16 for more information.

The September meeting will showcase your photos of MOTION for Show & Tell. Before & After is always interesting especially if you are new to editing. We will also have an introduction to the art of flower photography.

Don't forget to contribute to the Facebook **Crystal Lake Camera Club Group Chat** page (see page 14).

The **Landscape and Nature Photography** small group is meeting regularly on the 3rd Wednesday of each month at Doug Frey's home (see page 18).

It's getting time to venture out more. If you have an idea or plan and want company, let Doug Frey know.

The **CLCC Breakfast Meeting** is the last Saturday of the month (unless otherwise noted due to holidays, etc.) at Buttered Toast by Home Depot on Randall Road, Algonquin. All are welcome. Let Karl G. know ahead of time if possible, but don't let that stop you if you didn't (see page 20). The next breakfast meeting is Saturday, September 27.

Become an active CLCC member - your presence, your contributions, your participation is what will elevate the club experience for everyone. Most everything that happens in the club is by volunteers, that is, members choosing to participate because they *love photography*. CLCC needs *you*!

IMAGE THEMES FOR FUTURE MEETINGS

SEPTEMBER THEME: MOTION

How do you show motion in a still photo? Do you have some examples? How did you achieve it? Share some of your images with CLCC!

To help you plan ahead, these are the Image Themes for the next several months:

October	Leading Lines
November	Fall Colors
December	Food
January	Snow

Please submit your images to Doug Frey on the Sunday before the club meeting. Show & Tell and Before & After run more smoothly if Doug can prepare the presentation. See page 16 for more information.

LANDSCAPE & NATURE SMALL GROUP

When: Third Wednesday each month, 7PM

Where: 711 Glacier Parkway, Algonquin

Phone: 224-406-3692

RSVP: doug.frey@me.com

This small group meets in Doug Frey's home on the Third Wednesday of the month, 7PM. There are wide ranging discussions from beginning landscape photography, to post-processing, prime locations, both near and far, everything in between, and sometimes beyond! Photos are shared and comments made. It is a very friendly group.

Meetings are casual and relaxed. Any related discussion topics can be brought up. It is a great community learning experience. Let Doug know that you are interested! See him at a club meeting, or send him an email at the address above.

Doug gave this summary of the recent group meeting:

"At the meeting on August 20, our small group explored creative ways to share your photography—through prints for your home, unique gifts, or by participating in the 4th Friday Art event at the Dole. We expanded on that conversation at our August club meeting with a hands-on session focused on Lightroom masking, giving members the opportunity to explore and practice the tools in more detail."

Grow your photographic art even further - come to the small group!

CRYSTAL LAKE CAMERA CLUB OFFICERS

See The Club Directory For Contact Information

President	<u>Judy Jorgensen</u>
Secretary	Open
Treasurer	<u>Gail Schulz</u>
Board Member	<u>Rich Bickham</u>

YOUR IDEAS MATTER!

Do you have a story, images, trip, post-processing technique, event, etc. that would be good for Camera Club members to know about? Your submissions will make this newsletter valuable! Write it up, and send it to **Steven Szalaj**, Newsletter Editor, at szjsings@mac.com.

Please make your submission by the 22nd of the month.

Helpful Resources

***Contribute to this page!** If you have resources that you find useful, please share that link with me. Include a short summary of what can be found in the link. The reference can be a video, web page, PDF, or any other format that has an online link. Send your contributions to szjsings@mac.com by the 20th of each month.*

~SJS, Newsletter Editor

Profoto Tutorials, submitted by Kevin Getty:

Tips and Tricks

<https://profoto.com/us/tips>

A terrific collection to help photographers of any level.

Photographic Composition Webinar, submitted by Scott Larsen:

The Art of Photography: Crafting Compelling Compositions

tinyurl.com/5ak88xt6

Natural Habitat Adventures posts a weekly webinar. This hour-long video is very helpful.

Photographers you may be interested in viewing, contributed by Judy Jorgensen:

Dan Anderson

danielandersonphotography.com/

Beautiful color landscapes and seascapes with striking composition from America, Norway, Faroe Islands, Scotland, Patagonia, Ireland, Antarctica, Europe, Iceland, etc. If you love black and white, check out his American West, Europe, Antarctica, and Greek islands black and white images of land, sea, and architecture.

Ed Callaert

edcallaert.photoshelter.com

This nature photographer travels extensively along the west coastal and mountain states as well as upper to mid east coast United States. His gallery is full of colorful landscapes and seascapes with interesting composition techniques you may want to try.

Willard Clay

willardclay.photoshelter.com

This landscape and bird photographer has a vast collection in his gallery by states and a stunning collection under birds. He also teaches at Mayslake in the Forest Preserve District of Dupage County. Enjoy, study, and try.

Resource for camera repair, contributed by Bill Batalden:

APS (AUTHORIZED PHOTO SERVICE)

8125 River Dr # 100

Morton Grove, IL 60053

repair@authorizedphotoservice.com

(800) 406-2046

Bill said: "I recently had my camera & lens repaired at APS authorized camera repair. I felt the work was good and the price reasonable. They give an estimate, which you have to approve, before proceeding with the work. When I spoke with the owner, he said he could offer a 'Club' rate."

(Helpful Resources, *continued*)

Resource for camera repair, contributed by Sandy Wittman:

ROYAL CAMERA SERVICE, INC.

1134 E Lake Street

Hanover Park, IL

(630) 372-6150

Sandy said: "I had my Canon 7D Mark II repaired there this fall. They did an excellent job in about 10 days. The price was very reasonable. I found them to be knowledgeable and professional."

Resource for infrared photography, contributed by Peter Pelke

LIFE PIXEL Infrared Camera Conversions

<https://www.lifepixel.com/>

(866) 610-1710

Resource for purchasing, selling, trading and repairing used camera equipment

KEH

<https://www.keh.com/>

(800) 342-5534

"The original curator and reseller of rare and quality camera gear, KEH has always envisioned a better way to support the passion and profession of photography. We're proud to be the camera community's choice for gear that goes further. Field-tested. Expert-graded. Sustainable. Exchangeable. KEH-approved."

YouTube Channels by specific photographers

These were contributed by Doug Frey:

Nigel Danson - <https://www.youtube.com/@NigelDanson>

Adam Gibbs - <https://www.youtube.com/channel/UCDyKBQGE7OOsWeQIPWqVSzw>

fototripper (Gavin Hardcastle) - <https://www.youtube.com/@fototripper>

Simon D'Entremont - https://www.youtube.com/@simon_dentremont

Mark Denney - <https://www.youtube.com/@MarkDenneyPhoto>

Thomas Heaton - <https://www.youtube.com/@ThomasHeatonPhoto>

Ian Worth - https://www.youtube.com/@ian_worth/

A great collection of "how-to" videos:

Providence Photography DFW

<https://www.youtube.com/@providencephotographydfw>

Photoshop Elements+: The Secret to Removing Impossible Backgrounds!

<https://www.youtube.com/watch?v=AvAu7-WYXAc>

Last Saturday Morning Breakfast Meeting – Everyone invited!

Please join your CLCC friends for the casual breakfast meeting on the last Saturday of the month. Lively discussions, good food! This month's will be on **Saturday, September 27, 2025, 8:30 AM** at

Buttered Toast Restaurant, 2520 Bunker Hill Dr, Algonquin.

RSVP to Karl-Heinz Gabbey (khgabbey@aol.com) if you plan to attend.

Next month's breakfast meeting will be October 25.

Open House Chicago

Submitted by Steve Szalaj

Every October, the Chicago Architecture Center (CAC) hosts **Open House Chicago** - a free public festival that provides rare behind-the-scenes access to sites of architectural, historical and cultural significance.

Open House Chicago (OHC) is one of the largest events of its kind in the world. This year's **in-person site visits occur on October 18 - 19**, with extended programming and city-wide self-guided tours available for the entire month of October.




This year's program highlights more than 20 Chicago neighborhoods, North Shore suburbs and Oak Park, with self-guided tours, outdoor exploration on themes including community engagement, green spaces, historic preservation, residential architecture and more.



When you participate in the in-person site visits on October 18-19, there are CAC docents and volunteers to guide you into most places. Some sites are places that are not usually open to the public, such as the Cliff Dwellers Club, which offers spectacular views of Lake Michigan and Millennium Park. Other sites, that usually require an entrance fee, have free access. It is a great way to get unusual views of the city, its architecture and stunning, rarely seen spaces.

For more information see the [**Open House Chicago web site**](#). Right now, you can enjoy archives of OHC since 2015. Here is the page on Chicago's tourism site: [**Choose Chicago**](#).



There is an app to help guide your explorations. Chicago Architecture Center members get exclusive access and perks.

This is a wonderful way to see Chicago.

TWO OPPORTUNITIES TO SHOW YOUR IMAGES

4th FRIDAYS ART EVENT AT THE DOLE

401 Country Club Rd
Crystal Lake, IL 60014
815-347-8535

4th Friday Art Event: September 26, 2025

Submission Deadline: Sunday, September 14, by midnight

Non-refundable submission fee: \$40 for up to 5 pieces submitted

Cash Awards - \$450 total:

- 5 Honorable Mentions: \$50 cash each
- 4th Fridays Team Choice: \$50 cash each
- Kim Holz Memorial Award: \$50 cash
- Nancy Merkling Choice: \$50 cash
- People's Choice Award: \$50 cash

Click here for the **PROSPECTUS** for the Photo-Only Exhibit.

Click here for the **SUBMISSION APPLICATION**



Note: Photos may also be submitted to the Mixed Art Exhibit, especially if the photo is larger than the requirements for the Photo-Only Exhibit. Click here for the Mixed Art Prospectus.



SECOND SATURDAYS AT STARLINE

300 W. Front Street
Harvard, IL 60033
815-943-4805

2nd Saturday Art Event: December 13, 2025

Submissions (more information next month)

Submission (more information next month)

Fee to Enter: \$25 for 3 Pieces

Theme for the December Event is *to be announced* (see Submission Form for details)

Theme entry not required to enter the show; there is a special medal for these entries.

Awards available for the juried show include:

- Best of Show (All entries): \$50 Cash Prize and Starline Medal
- 1st Place for Art (any Artwork but Photography): \$25 Starline Gift Card and Starline Medal
- 1st Place for Photography (any Photography): \$25 Starline Gift Card and Starline Medal
- People's Choice (Art or Photography): \$25 Starline Gift Card and Starline Medal
- Judge's Option Honorable Mention (All entries): Starline Medal
- Theme Award: Starline Medal

Click here for the **PROSPECTUS**

- (This is the August event Prospectus; the December Event will be published next month)

Click here for the **SUBMISSION FORM**

