

MAY, 2025

Crystal Lake Camera Club

Serving Crystal Lake, IL and Surrounding Communities Since 1980

crystallakecameraclub.com



The Meeting Place

Color Image by Gail Schulz (Shown at the April 8 Meeting, see more on Page 2)

EXPLORE THIS ISSUE

Images from the April 8 Meeting

[Pg. 2-7, & Cover](#)

May Theme: Spring!

[Pg. 8](#)

Crystal Lake Camera Club Group Chat

[Pg. 8](#)

Landscape & Nature Small Group

[Pg. 8](#)

Galleries, Stories, Videos and Inspiration

[Pg. 8](#)

Photos from the April Workshop on Macro & Close-up

[Pg. 9-10](#)

The Future of CLCC

[Pg. 11](#)

Breakfast Meeting

[Pg. 11](#)

It's Time to Pay Your Dues

[Pg. 12](#)

Club Calendar, Submitting for *Show & Tell* and *Before & After*

[Pg. 12](#)

Officers, Newsletter Submissions & Support

[Pg. 12](#)

Helpful Resources

[Pg. 13-14](#)

Richardson Farm Tulip Fest

[Pg. 15](#)

Vivid Creatures at the Morton Arboretum

[Pg. 15](#)

Two Opportunities To Show Your Images

[Pg. 16](#)

The Seventh Annual 6x6 Project Art Auction and Fundraiser

[Pg. 17](#)


IMAGES FROM THE APRIL 8 MEETING



“It’s mine!” (fighting over fish in flight)




Flight of Freedom



Is it still raining?

Eagle framing Iliama
(an active volcano)




Look at those talons!

All these images of eagles (including the cover image) were taken by Gail Schulz on a recent trip to Alaska. She set up the American Flag to capture an eagle in flight in front of it.



Juvenile perching



Adult perching

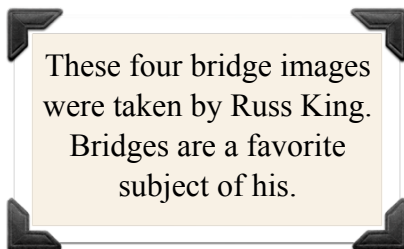
IMAGES FROM THE MARCH 11 MEETING



Bridge Under Construction at Night




Bridge at Entrance over Dry Wash



BP Bridge over Columbus Dr., Maggie Daley Park




White Pass - Not on this Bridge!




Purple Orchid

Color image by Steven Szalaj
Chicago Botanic Garden Orchid Show

IMAGES FROM THE APRIL 8 MEETING



The flower photos on this page are by Bill Batalden
Bill was working with labeling the photos.



IMAGES FROM THE APRIL 8 MEETING



Old Barn in Door County




These images were taken by
Doug Frey.

The four unlabeled photos
were taken in an abandoned
farm in the Cook County
Forest Preserve in Barrington.



IMAGES FROM THE APRIL 8 MEETING

The *Before & After* images on pages 6 - 7 were taken by Jeff Chemelewski from his recent Yellowstone photo tour. The flower field on page 7 was taken locally.



Before

Waterfall

“I often look for photos within a photo and an example is a waterfall. Basically, everyone will take the same image of a waterfall, but looking into the finer details, one can often find a simpler and more artistic photo within the photo.”



After

Trees and Stream

“I was first drawn to the trees but decided the blank sky behind the trees distracted from the image so I turned it into a horizontal, thus eliminating sky and focusing more on the stream.”



Before



After

IMAGES FROM THE APRIL 8 MEETING

Landscape

(Jeff Chemelewski)

“I tried a soft focus filter in post processing to give the landscape a more ethereal effect.”



Before



After

Flower Field

(Jeff Chemelewski)

“This photo was taken in Crystal Lake. For me, it was important to eliminate all buildings from the background (Holiday Inn etc...) , so I found an area that allowed me to shoot a little uphill and literally placed the camera at ground level (tripod mandatory). Since I wanted all flowers in focus, and the foreground flowers were very close, I used a focus stacking technique. Most newer cameras can do this automatically and requires a series of images but the focal point changes with each image. I believe this scene required 10 shots but the camera decides on the number taken. You start by focusing on the nearest flower and let the camera do the rest. I use Helicon software post processing to stitch all images together. Learning this technique allows one to use lower f-stops such as f8 but still maintain full depth of field. All lenses have a “sweet spot”, that is an f-stop with the greatest clarity and it usually falls around f8-f11. For a landscape photography, it is an invaluable technique.”



MAY THEME: SPRING!

Photos that say “Spring is here!” - do you have any you can share? Bring them on a flash drive, or submit them to Doug Frey (see details, page 12). We also plan to have a presentation on photo books.

Join the **Crystal Lake Camera Club Group Chat** on FaceBook:

<https://www.facebook.com/groups/446897199179146> or scan this QR Code:

This is a closed group, so only members have access. Request membership through the page. Then, post your favorite images, join in the discussions, share information about photo outings, speakers, contests, etc. Only group members will see your posts.



LANDSCAPE & NATURE SMALL GROUP

When: Third Wednesday each month, 7PM

Where: 711 Glacier Parkway, Algonquin

Phone: 224-406-3692

RSVP: doug.frey@me.com

This small group meets in Doug Frey’s home on the Third Wednesday of the month, 7PM. There are wide ranging discussions from beginning landscape photography, to post-processing, prime locations, both near and far, everything in between, and sometimes beyond! Photos are shared and comments made. It is a very friendly group.

Meetings are casual and relaxed. Any related discussion topics can be brought up. It is a great community learning experience. Let Doug know that you are interested! See him at a club meeting, or send him an email at the address above.

GALLERIES, STORIES, VIDEOS AND INSPIRATION ON THE WEB

(Click any bold-face heading, or underlined text, to follow the link)

A Gallery of Images from the James Webb Space Telescope

This searchable gallery of dramatic, amazing images will inspire and educate. There are currently 605 free images available to view and download in three sizes.

GuruShots: Winning Images From The Latest Forever Flowers Photo Challenge

GuruShots is an online photo game. Digital Camera World teamed with GuruShots for the Forever Flowers Challenge to let your creativity blossom and capture nature’s beauty in a unique, eye-catching way. These are the winners in this challenge.

Photography In The National Parks: Carlsbad Caverns

Carlsbad Caverns may not be the largest or longest cave in the National Park System, but it certainly is the most accessible cave in which to see a wide range of naturally-baroque ornamentation created from the precipitation of calcite out of water. This article from National Parks Traveler covers cave geology and subterranean photo techniques.

The Spectacular Winners of Smithsonian Magazine’s 22nd Annual Photography Contest

By toying with perspective, this year’s best photos capture the sublime—and the uncanny. This gallery has descriptions of the photographers and their comments on the photos.

CLOSE-UP & MACRO WORKSHOP AT THE APRIL MEETING



Gail



Pierre



Peter, Linda H. & Linda W.



Linda & Gail



Doug & Peter

CLOSE-UP & MACRO WORKSHOP AT THE APRIL MEETING



Linda, Peter & Doug



Bill & Royal



Steve & Jeff



Peter & Linda



Pierre

The Future of CLCC

Notes from the April 8 meeting ~

There were 24 members present! Gail brought Country Donuts. The meeting began with Judy talking about upcoming events for the club.

Show & Tell

- Jeff Chemelewski. - images from Yellowstone
- Doug Frey - barns and old buildings
- Russ King - bridges
- Bill Batalden - flowers using a macro lens
- Steve Szalaj - orchids from the Chicago Botanic Garden Orchid Show
- Gail Schulz - bald eagles from Alaska

Presentation: We had a hands-on workshop with macro and close-up photography. Attendees brought their cameras, lights, tripods, backgrounds and objects to photograph. Props contributed by participants included:

- a macro image of a silver dollar (Royal Pitchford)
- diffuser light box, shells and marbles (Linda Hopp)
- shells, coins and jewelry (Gail Schulz)
- colored paper clips, figurines, flashlights, black board, white board, and more (Judy Jorgensen)

Places were set up around the room with various scenes and equipment to experiment with. It was a very engaging evening. See photos of the event on pages 9 & 10.

Dues: Anyone who hasn't paid their \$25.00 dues, is asked to do so. You can send your check to: Crystal Lake Camera Club, PO Box 2193, Crystal Lake, IL 60039-2193, or give it to Gail at the May meeting.

At the May 10 meeting, the photo theme is *Spring!* We will have the usual *Show & Tell* and *Before & After*. As of this writing, we will also discuss and share some photo book options. Do you have a photo book? Bring an example to share!

Don't forget to contribute to the Facebook **Crystal Lake Camera Club Group Chat** page (see page 8).

The **Landscape and Nature Photography** small group is meeting regularly on the 3rd Wednesday of each month at Doug Frey's home (see page 8).

It's getting time to venture out more. If you have an idea or plan and want company, let Doug F. know.

The **CLCC Breakfast Meeting** is the last Saturday of the month (unless otherwise noted due to holidays, etc.) at Buttered Toast by Home Depot on Randall Road, Algonquin. All are welcome. Let Karl G. know ahead of time if possible, but don't let that stop you if you didn't (see below).

Become an active CLCC member - your presence, your contributions, your participation is what will elevate the club experience for everyone. Most everything that happens in the club is by volunteers, that is, members choosing to participate because they *love photography*. CLCC needs *you*!

Morning Breakfast Meeting – Everyone invited!

Please join your CLCC friends for the casual, monthly Saturday morning breakfast meeting. Lively discussions, good food! The next one will be on **Saturday, May 24, 2025, 8:30 AM** at

Buttered Toast Restaurant, 2520 Bunker Hill Dr, Algonquin.

RSVP to Karl-Heinz Gabbey (khgabbey@aol.com) if you plan to attend.

IT'S TIME TO PAY CLCC DUES FOR 2025

Dues are \$25.00 for the year (such a deal!). Please give a check or cash to treasurer Gail Schulz, or mail it to:

Crystal Lake Camera Club
PO Box 2193
Crystal Lake, IL 60039-2193

CLUB MEETING CALENDAR

All meetings start at 7PM and are at the Algonquin Township Building, 3702 Northwest Hwy, Crystal Lake, in **Meeting Room 2**. Enter at the back of the building.

May 13 Theme: *Spring*, Show & Tell, Before & After
 Possible presentation on photo book printing

June 10 Theme: *TBA*, Show & Tell, Before & After

Show & Tell and **Before & After** have provided some lively, informative conversations for CLCC attendees. Great suggestions for outings and club offerings have come from these activities.

For Show & Tell: submit 3-4 JPG images to Doug Frey (doug.frey@me.com) on the **Sunday before the meeting date**. You can also bring them on a flash drive.

For Before & After: submit *pairs of JPG images* to Doug Frey (doug.frey@me.com) on the **Sunday before the meeting date**, or bring the images on a flash drive. The pairs would include the image as it came out of the camera and the image after post-processing. Be prepared to tell (and perhaps even show) the changes that were made.

CRYSTAL LAKE CAMERA CLUB OFFICERS

See The Club Directory For Contact Information

President	<u>Judy Jorgensen</u>
Secretary	Open
Treasurer	<u>Gail Schulz</u>
Board Member	<u>Rich Bickham</u>

YOUR IDEAS MATTER!

Do you have a story, images, trip, post-processing technique, event, etc. that would be good for Camera Club members to know about? Your submissions will make this newsletter valuable! Write it up, and send it to **Steven Szalaj**, Newsletter Editor, at szjsings@mac.com.

Please make your submission by the 22nd of the month.

CLCC SUPPORT PERSONNEL

Newsletter Editor	<u>Steven Szalaj</u>	Publicity	OPEN
Webmaster	Sandy Wittman	Competition Chairman	OPEN
CACCA Delegate 1	Gail Schulz	Competition Assistant	Peter J.f Pelke II
CACCA Delegate 2	OPEN	Small Groups	OPEN
Education	Peter J. Pelke II	Outings	Karl-Heinz Gabbey
Advisor	OPEN	Refreshments	OPEN
Advisor	OPEN	Librarian	OPEN
Facebook Administrator	Doug Frey	Mentor Program	OPEN
Membership	OPEN		

Helpful Resources

Contribute to this page! If you have resources that you find useful, please share that link with me. Include a short summary of what can be found in the link. The reference can be a video, web page, PDF, or any other format that has an online link. Send your contributions to szjsings@mac.com by the 20th of each month.

~SJS, Newsletter Editor

Profoto Tutorials, submitted by Kevin Getty:

Tips and Tricks

<https://profoto.com/us/tips>

A terrific collection to help photographers of any level.

Photographic Composition Webinar, submitted by Scott Larsen:

The Art of Photography: Crafting Compelling Compositions

tinyurl.com/5ak88xt6

Natural Habitat Adventures posts a weekly webinar. This hour-long video is very helpful.

Photographers you may be interested in viewing, contributed by Judy Jorgensen:

Dan Anderson

danielandersonphotography.com/

Beautiful color landscapes and seascapes with striking composition from America, Norway, Faroe Islands, Scotland, Patagonia, Ireland, Antarctica, Europe, Iceland, etc. If you love black and white, check out his American West, Europe, Antarctica, and Greek islands black and white images of land, sea, and architecture.

Ed Callaert

edcallaert.photoshelter.com

This nature photographer travels extensively along the west coastal and mountain states as well as upper to mid east coast United States. His gallery is full of colorful landscapes and seascapes with interesting composition techniques you may want to try.

Willard Clay

willardclay.photoshelter.com

This landscape and bird photographer has a vast collection in his gallery by states and a stunning collection under birds. He also teaches at Mayslake in the Forest Preserve District of Dupage County. Enjoy, study, and try.

Resource for camera repair, contributed by Bill Batalden:

APS (AUTHORIZED PHOTO SERVICE)

8125 River Dr # 100

Morton Grove, IL 60053

repair@authorizedphotoservice.com

(800) 406-2046

Bill said: "I recently had my camera & lens repaired at APS authorized camera repair. I felt the work was good and the price reasonable. They give an estimate, which you have to approve, before proceeding with the work. When I spoke with the owner, he said he could offer a 'Club' rate."

(Helpful Resources, *continued*)

Resource for camera repair, contributed by Sandy Wittman:

ROYAL CAMERA SERVICE, INC.

1134 E Lake Street

Hanover Park, IL

(630) 372-6150

Sandy said: "I had my Canon 7D Mark II repaired there this fall. They did an excellent job in about 10 days. The price was very reasonable. I found them to be knowledgeable and professional."

Resource for infrared photography, contributed by Peter Pelke

LIFE PIXEL Infrared Camera Conversions

<https://www.lifepixel.com/>

(866) 610-1710

Resource for purchasing, selling, trading and repairing used camera equipment

KEH

<https://www.keh.com/>

(800) 342-5534

"The original curator and reseller of rare and quality camera gear, KEH has always envisioned a better way to support the passion and profession of photography. We're proud to be the camera community's choice for gear that goes further. Field-tested. Expert-graded. Sustainable. Exchangeable. KEH-approved."

YouTube Channels by specific photographers

These were contributed by Doug Frey:

Nigel Danson - <https://www.youtube.com/@NigelDanson>

Adam Gibbs - <https://www.youtube.com/channel/UCDyKBQGE7OOsWeQIPWqVSzw>

fototripper (Gavin Hardcastle) - <https://www.youtube.com/@fototripper>

Simon D'Entremont - https://www.youtube.com/@simon_dentremont

Mark Denney - <https://www.youtube.com/@MarkDenneyPhoto>

Thomas Heaton - <https://www.youtube.com/@ThomasHeatonPhoto>

Ian Worth - https://www.youtube.com/@ian_worth/

A great collection of "how-to" videos:

Providence Photography DFW

<https://www.youtube.com/@providencephotographydfw>

Photoshop Elements+: The Secret to Removing Impossible Backgrounds!

<https://www.youtube.com/watch?v=AvAu7-WYXAc>

PHOTO OPPORTUNITY OPEN NOW!

Richardson Farm Tulip Fest

The Tulip Fest at Richardson Farm, Spring Grove, IL, opened on April 26, and will be open through mid May. Come to see:

- 350,000 new tulip bulbs planted for this year - 30 different varieties PLUS last year's bulbs!
- New this year...50,000 daffodil bulbs were planted last fall with the tulips.
- 600,000 bulbs were already in the ground from 2021 and 2022 plantings, over 1 million blooms!
- Beautiful, private lakefront location
- Food trucks, beer and wine, and free use of picnic tables near the lakefront
- Plentiful free parking
- And much more!

Weekday Tickets are \$16 for ages 4-adult; Saturday/Sunday Tickets are \$19 for ages 13-adult and \$16 for ages 4-12. Richardson Farm is open Tuesday through Sunday, 10 AM - 6:30 PM.

Tickets can be purchased online or at the ticket gate during normal business hours.

If you plan to use any photos professionally, Richardson Farm has fees and restrictions. To view the farm's photography policy, click here: **Richardson Farm Photo Policy**. Call them for clarification if need be.

PHOTO OPPORTUNITY STARTING MAY 17!


Vivid Creatures

*An exhibition of giant, colorful sculptures as tall as trees
is opening soon at The Morton Arboretum.*

Guests of all ages can delight in an oversized deer, snail, squirrel, dragonfly, and sandhill crane—all animals native to northern Illinois—depicted in brightly decorated larger-than-life artworks up to 24 feet tall. The sculptures will be placed among the tree collections and natural areas of The Morton Arboretum.

The five sculptures were created exclusively by **Fez BeGaetz and Heather BeGaetz** of Portland, Oregon. Go **behind the build** and read about the inspiration and creative process behind the sculptures.

Vivid Creatures is free and is included with general admission to the Arboretum. Members always get in free and can visit any time without purchasing general admission. **More at mortonarb.org**.



TWO OPPORTUNITIES TO SHOW YOUR IMAGES

4th FRIDAYS ART EVENT AT THE DOLE

401 Country Club Rd
Crystal Lake, IL 60014
815-347-8535

4th Friday Art Event: May 23, 2025

Submission Deadline: Sunday, May 11, by midnight

Non-refundable submission fee: \$40 for up to 5 pieces submitted

Cash Awards - \$450 total:

- 5 Honorable Mentions: \$50 cash each
- 4th Fridays Team Choice: \$50 cash each
- Kim Holz Memorial Award: \$50 cash
- Nancy Merklings Choice: \$50 cash
- People's Choice Award: \$50 cash

Click here for the **PROSPECTUS** for the Photo-Only Exhibit.

Click here for the **SUBMISSION APPLICATION**

Note: Photos may also be submitted to the Mixed Art Exhibit, especially if the photo is larger than the requirements for the Photo-Only Exhibit. Click here for the Mixed Art Prospectus.



SECOND SATURDAYS AT STARLINE

300 W. Front Street
Harvard IL 60033
815-943-4805

2nd Saturday Art Event: June 14, 2025

Submissions now being accepted

Submission Deadline: Monday, May 19, by 11:59 PM

Fee to Enter: \$25 for 3 Pieces

Theme for the June Event is "True Color" (see Submission Form for details)

Theme entry not required to enter the show; there is a special medal for these entries.

Awards available for the juried show include:

- Best of Show (All entries): \$50 Cash Prize and Starline Medal
- 1st Place for Art (any Artwork but Photography): \$25 Starline Gift Card and Starline Medal
- 1st Place for Photography (any Photography): \$25 Starline Gift Card and Starline Medal
- People's Choice (Art or Photography): \$25 Starline Gift Card and Starline Medal
- Judge's Option Honorable Mention (All entries): Starline Medal
- Theme Award: Starline Medal

Click here for the **PROSPECTUS**

Click here for the **SUBMISSION FORM**

Note: Future SECOND SATURDAY Events are August 9 and December 13.



THE SEVENTH ANNUAL 6X6 PROJECT ART AUCTION AND FUNDRAISER

Raue Center's **6×6 PROJECT** fundraiser and online art auction & exhibition celebrates its seventh year of supporting arts with Art! All proceeds benefit Raue Center's fine arts education programs, **Mission Imagination** (MI) and **Raue Center School For The Arts** (RCSA), which has been enriching the lives of over 20,000 kids a year in the local community since 2001.

Artists of all ages and abilities are invited to participate by creating original works of art, in a variety of mediums, on 6×6" canvases. Since the inaugural event in 2019, 6×6 Project has raised over **\$95,000** for MI and RCSA with canvases coming from around the nation!

Create a mini-masterpiece and support the arts in your community!

Several of our CLCC members have participated in this event. It is a good way to get your images seen by a public that loves art, and you are supporting an arts venue right here in McHenry County. Entering is easy! Complete instructions are at the **6x6 PROJECT WEBSITE**.

Purchase one or two 6" X 6" canvases from the project partners (listed on the website and below) for a \$5 donation per canvas. They are available now through May 2, 2025. You must use these official canvases. Mount or print an image on the canvas and drop your artwork off by **May 16, 2025**. All artwork submitted to the **6×6 PROJECT** will be available for viewing and bidding online at **Auctria.com** beginning **June 1, 2025**. Artists and the public are invited to our reception on **June 14, 2025**. All canvases will be displayed at the reception - bidding will continue through the end of the reception.

[Click here for a PDF of Frequently Asked Questions \(FAQs\)](#)

[Click here for Participation Guidelines](#)

[Click here for a PDF of the Participation Form](#)

Project Partners:

Out of the Box – 71 N. Williams Street | Crystal Lake | (815) 444-7446

Makity Make – 203 E. Main Street | Algonquin | (224) 678-7090

Creative Arts, Inc. – 400 Highland Avenue | Crystal Lake | (815) 219-9243

Reprographics – 26 Crystal Lake Plaza | Crystal Lake | (815) 477-1018

Piano Trends – 35 Berkshire Drive | Crystal Lake | (815) 477-4266

Material Things – 103 E. Van Buren | Woodstock | (815) 575-9710

Raue Center For The Arts – 26 N. Williams St | Crystal Lake | (815) 356-9212 | Tu – Fr, 12 to 4 pm



SUPPORT THE ARTS WITH ART!