

MARCH, 2025

# Crystal Lake Camera Club

Serving Crystal Lake, IL and Surrounding Communities Since 1980  
[crystallakecameraclub.com](http://crystallakecameraclub.com)



## Charging Bison

Color Image by Jeff Chemelewski (Shown at the February 11 Meeting, see more on Page 2)

## EXPLORE THIS ISSUE

Images from the February Meeting  
Landscape Photography Techniques Presentation, March 11  
Galleries, Stories, Videos and Inspiration  
From Camera To Computer - Royal Pitchford's Presentation  
The Future of CLCC  
CACCA Postcard Competition  
**March Theme: Green & St. Patrick's Day**  
Crystal Lake Camera Club Group Chat  
**It's Time to Pay Your Dues**  
Breakfast Meeting  
Club Calendar, Submitting for *Show & Tell* and *Before & After*  
Officers, Newsletter Submissions & Support  
Helpful Resources  
Macro Photography Links  
Chicago Botanic Garden: India Blooms! - The Orchid Show  
Two Opportunities To Show Your Images  
The Seventh Annual 6x6 Project Art Auction and Fundraiser

Pg. 2-5, & Cover  
Pg. 6  
Pg. 6  
Pg. 7-8  
Pg. 9  
Pg. 10  
Pg. 10  
Pg. 10  
Pg. 10  
Pg. 11  
Pg. 11  
Pg. 12-13  
Pg. 14  
Pg. 14  
Pg. 15  
Pg. 16

## IMAGES FROM THE FEBRUARY 11 MEETING



**Herd Of Bison Being Stalked And Attacked By Wolf Pack**



The images on this page and the cover were taken by Jeff Chemelewski on a recent photo tour of Yellowstone National Park.

The cover photo was taken as the herd panicked and started charging down the road from where Jeff was photographing.

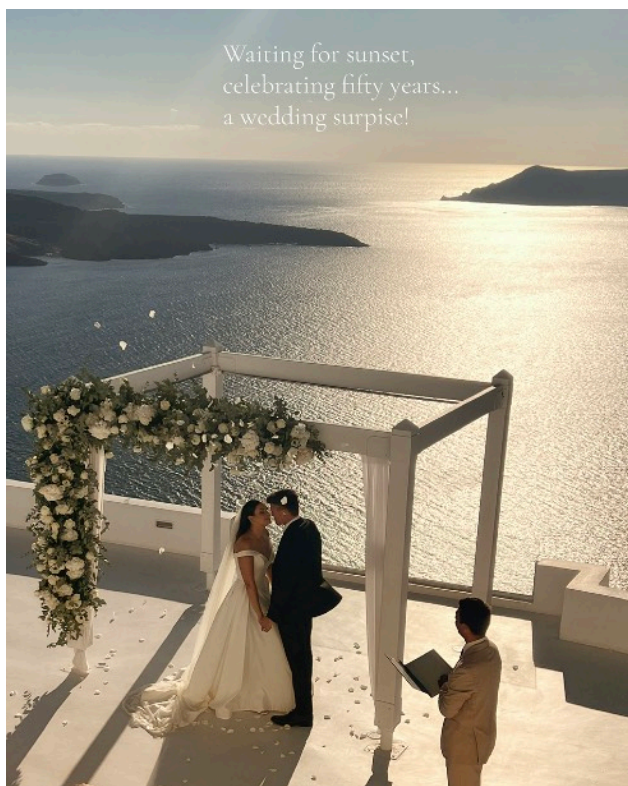
Clockwise from left:

- Bison on a Frigid Early Morning
- Alpha wolf on a hillside
- Fox
- Coyote






## IMAGES FROM THE FEBRUARY 11 MEETING



### Wedding Surprise!

Color Image by Linda Hopp

*Linda said: "[This is] of the surprise wedding that happened below our balcony on Santorini while we were celebrating our 50th wedding anniversary in Greece. The monthly "challenge" was to put a poem to a photo for Valentines Day. My poem is Haiku, a form of Japanese poetry consisting of 3 lines with a pattern of 5-7-5 syllables, printed at the top of the photo.*



### Dahlia

Monochrome Image by Peter Pelke

*Peter said: "My new favorite flower, the Dahlia, edited for black and white to focus on the shapes and forms of the flower.*



### Baking Bread

Color Images by Doug Frey

*Doug created a video of these and related images set to music. Follow this link to view the video:*

<https://youtu.be/liOh2VVN0MQ>



## IMAGES FROM THE FEBRUARY 11 MEETING



**Eye Love You**

Color Image by Linda Blue

*Lynda said: "This is a picture of my cockatoo Snowy's eye. She was playing under a cover. I was taking pictures of her with my cell phone. I didn't realize how close she had gotten to the lens."*

*Close your eye and I'll kiss you  
Turn your back, Eye might bite you  
But, Eye will always love you"*



**Roses and Skull**

Photo Illustration by Peter Pelke


*Peter said: "The Roses and Skull image was created from an image of a full sized human skull which I purchased from American Science and Surplus and layers of a rose photo created in my studio."*



**Summer Tanager**

Color Image by Steven Szalaj

*"Hope" is the thing with feathers -  
That perches in the soul -  
And sings the tune without the words -  
And never stops - at all -  
~ Emily Dickenson*



**Amaryllis**

Color Image by Bill Batalden



## IMAGES FROM THE FEBRUARY 11 MEETING



Before

### St. Peter's in the Loop

Color Image by Steven Szalaj

*"Changes made to the above image include:*

- *crop & straighten*
- *change the paralax so it looks more straight on*
- *increase the resolution*
- *remove the power line and other distractions*
- *lighten and increase the definition of the alcove behind the cross to bring out the wood grain and window shapes*
- *brighten and increase the detail of the corpus*



After



### Sandhill Cranes

Color Image by Bill Batalden



### Family Gathering

Color Image by Bill Batalden



## Landscape Photography Techniques

A Presentation by CLCC member Jeff Chemelewski

Tuesday, March 11, 7:00 PM

The March CLCC Meeting at the Algonquin Township Building, 3702 Northwest Hwy, Crystal Lake.

It is free and open to any interested photographers.

## GALLERIES, STORIES, VIDEOS AND INSPIRATION ON THE WEB

(Click any bold-face heading, or underlined text, to follow the link)

### **It's harder than ever to identify a manipulated photo. Here's where to start.**

*To protect yourself from misinformation, experts suggest analyzing everything from how a photograph is lit to where you're getting your information in the first place. This National Geographic article by Allie Yang will help with this current issue.*

### **Photographer Johnny Joo Talks All Things Abandoned... And That Time He Was Arrested At Mike Tyson's Mansion**

*Megan Shute, of [OnlyInYourState.com](http://OnlyInYourState.com), sat down with Cleveland photographer Johnny Joo to chat all things photography, abandoned places, and how he made a career capturing America's ruin.*

### **How Canyon de Chelly Brought a Photographer Back to Life**

*Wayne Martin Belger set out to make indelible photos of a mystical site on the Navajo Nation. First he needed to relearn how to walk. After reading this story from Smithsonian by Ted Scheinman you may want to explore more of Belger's work at [waynemartinbelger.com](http://waynemartinbelger.com).*

### **Photography In The National Parks: Yellowstone's Grand Loop Road Part 1**

*Yellowstone's Grand Loop Road, a 142-mile (228.5-kilometer) route looks sort of like a figure-eight neuron with five squiggly dendrites sticking out from it. Photographer Rebecca Latson wrote that while you could ostensibly drive this figure-eight road in a day, it would be a really long day, and that's not counting the pullouts, overlooks, and geyser basin areas at which you would be stopping.*

### **The Winning Images From Underwater Photographer Of The Year 2025**

*A stunning photograph of a mother humpback whale and her newborn calf win this year's Underwater Photographer of the Year.*

### **The world's top photograph of a garden is a shot of an English park taken with a camera made from a surprising material.**

*The [International Garden Photographer of the Year](#) is an annual international photography competition open to amateur and professional photographers, who can submit their images of gardens and plants to the judges. Discover the winners of the IGPTY, and the surprising camera used to take the overall winning shot.*





by Royal Pitchford

**A**t the February meeting, CLCC member Royal Pitchford made a terrific presentation on what to do with your images once you have taken them and uploaded them off of your SD card. Here is a sample of the slides from Royal's presentation. They read in rows from left to right.

## This is where you start managing your images

Depending how often you shoot and how many images you'll accumulate over the next couple or years:

- A. Do you treat your SD card like a hard drive, importing images straight off the card and into your processing program?
- B. Transfer images to the internal hard drive on your computer?
- C. Transfer images to a cloud drive?
- D. Transfer images to an external hard drive?

## This is where you start managing your images

Depending how often you shoot and how fast you accumulate images each year:

- A. An SD card? It's not built to be used like a working hard drive.
  - o It could fail if you treat it like one
  - o Many processing programs set a link to the file location from which you import the image – it's how the program finds the image (or images) next time
  - o You may want to put it back in the camera and shoot some more, so you and your processing app can lose track of where your images are
- B. The internal hard drive on your computer can work, but it can fill up fast
- C. A cloud drive can be a good solution but can get expensive over time
- D. A dedicated external hard drive is relatively economical, reliable and can help you organize your images, especially if it's only for photos and photo-related documents

## The joy of managing your images

Start every processing session by plugging in your dedicated external hard drive:

- Reserve this drive for images, videos and photo-related documents (such as shot lists, notes on locations, model releases, etc.)
- You know exactly where to transfer new images from your SD card
- You know exactly where your previously transferred images are found
- **Your processing software will know where to find them too!**
- At the end of your processing session, unplug the drive so you don't accidentally use it as a general-purpose drive
- Label your dedicated external hard drive, for example:  
Drive #1 / August 2023 to \_\_\_\_\_.

## Think about folders before you transfer the first image

- Think of names for folders that make sense as categories for the images you are ready to transfer
- Then create those folders before you transfer any images from the SD card
- Create more specific subfolders

## Think about folders before you transfer the first image

Everyone has their own way of categorizing their images, such as:

- Travel
- Holidays and birthdays
- Family (or Kids and Grandkids)
- Wildlife and Landscapes
- Flowers
- Pets

You might also think in terms of:

- Time (e.g., months and years)
- Locations (e.g., location of travel, or the family farm, or the place you visit every winter)
- Activities (skiing, boating, rock climbing)

## Think about folders before you transfer the first image

How granular do you need to go?

Examples:

- Travel
  - France
  - Montreal
  - Los Angeles

Examples:

- Travel
  - Los Angeles
  - 2016
  - 2018
  - 2022

And if you take a ridiculous number of photos:

- Travel
  - Los Angeles
  - 2016
    - Getty Museum
    - Disneyland
    - Venice Beach
    - L.A. Zoo
    - Santa Monica

# From camera to computer

## Organize folders to support your processing and exports

For example:

- Travel
  - Los Angeles
    - 2016
      - Venice Beach
        - RAW files (or Assets): unprocessed– you may not import all into editing program
        - Processed images: Might still be RAW; consider this optional, but if you might want two different versions of the same image (e.g., v1 and v2)
        - Exported images: JPEG (usually) or DNG (digital negative) Don't mix these with your digital assets/RAW files

**A key “don’t”**  
*Don’t import your images and process them, and then think, “Where should I save the exports?”*

## Organizing the drive helps in several ways

- It helps you avoid the spur-of-the-moment approach to organizing that you don’t remember (or makes no sense to you) next week
- You take time to think about the work you’ve created – it may call attention to what you like most in your photography
- When you go looking for a certain category or image or images of a time or place, **YOU CAN FIND WHAT YOU'RE LOOKING FOR**

## When you get a new external drive, give it a name

- When you get a new hard drive, label it – a shipping label or some white duct tape
- Give it a number – over the years, you might need several – plus the start date, with space for an end date.
- Don't get such a large-capacity drive that scrolling the folders is a chore
  - Starting up an 8 terabyte drive can take a long time once you've got a couple of years' worth of images
  - You'll have little sense of your own progress...the early stuff and the more accomplished recent stuff is all in there together – go straight to the good stuff with a smaller drive
  - Your working drives will be more manageable at 1 or 2 terabytes (or 4, if you shoot a lot of video)
- You need a back-up system – maybe that 8 terabyte drive... it's a topic for another time

*Editor’s Note: Here’s some additional resources on this topic submitted by club members after Royal’s presentation. Click the title or the screenshot.*

### **How To Organize Photos On External Hard Drive**

#### How To Organize Photos On External Hard Drive

Written by: Demetris Makris / Published: 21 October 2022 / Modified: 1 December 2022



[How-To Guides](#) [Software Tutorials](#) [TECHNOLOGY](#)



### **How long does data last on an SD card?**

#### How long does data last on an SD card?

SD cards are faithful companions in cameras, mobile phones and many other devices. But how long do data really remain on SD cards?

By Friedrich Steiner

Contributor, PCWorld SEP 20, 2023 7:30 AM PDT





## The Future of CLCC

### Notes from the February 11 meeting

There were 13 members present. From our treasurer, Gail Schulz, CLCC has 15 paid members as of the end of February. Our treasury account balance is \$3405.04

Gail brought Country Donuts again and it was like old times, with the wonderful sound of a roomful of people talking to each other.

We started the meeting by introducing ourselves and telling what we liked to photograph most, and occasionally what we really didn't like to do.

- Jeff: Landscapes and lately Wildlife
- Karl: Landscapes, Nature, Macro
- Russell: Buildings
- Bill: Whatever is in front of the camera, especially grandkids and birds
- Steve: Architecture
- Gail: NO Portraits, anything else
- Royal: Nature, Landscape, Unusual angles, and videos
- Linda: Anything, Nature, Landscape, Macro, Birds
- Peter: Studio work, Travel, Classical Masters work
- Lynda: Nature, Landscape, Cars
- Doug: Landscape, Nature, Wildlife, Street Photography
- Judy: Landscape, Sunsets, Flowers, Animals, Hi-Key and Low-Key
- Ernie: Landscape, Events

### Show & Tell

- Doug: Slide show set to music of his brother-in-law making/baking bread
- Lynda: My Bird's Eye
- Linda: Balcony view of a lovely wedding while celebrating her 50th anniversary
- Bill: Red flowers, Cranes, Family on Bridge
- Peter: Roses and Skull, Tulip Triplets, Cone Flower, Dahlias, B&W Dahlia, Frosted Lady
- Behind Glass.
- Jeff: Yellowstone Trip: Black Wolves, Wolf Pack and Bison, Charging Herd of Bison,
- Single Bison, Fox, Coyote
- Steve: Summer Tanager, with the poem, "*Hope*" is the thing with feathers by Emily Dickinson

### Before & After

- Steve: St. Peter Church and House in Breckenridge

**Presentation:** Royal Pitchford, "From Camera to Computer"

included discussions on SD cards and external storage (see story, page )

**At the March 11 meeting**, the theme will be "green" (in honor of St. Patrick's Day). There will be a Landscape Photography presentation by CLCC member **Jeff Chemelewski**. Gail will bring Country Donuts again, and as time allows, we will also have *Show & Tell* and *Before & After*.

The April 8 meeting is still in the planning stages at this time.

Do you have ideas for presentations you'd like to see at a club meeting? Please share them with the board members.

## RETURNING IN APRIL 2025: CACCA 2025 POSTCARD COMPETITION!

Reflect on recent travels nearby or far away by reviewing images from your photo outings, then let your imagination and photo processing skills run wild as you conjure up your ideal postcard.

Each person may enter up to two postcard entries. Digital postcard entries must be JPEGs 1621 pixels wide by 1080 pixels tall, or 720 pixels wide by 1080 pixels tall, to conform with a standard postcard aspect ratio of 6 inches x 4 inches for horizontal image postcards and 4 inches x 6 inches for vertical image postcards. Maker-added text will be required.

Creating a postcard is an easy, inexpensive photo activity that everyone, no matter their photographic skill level, can participate in and learn from. The postcard competition provides for photographic fun, creativity, and the possibility of related local chapter programs. It is also another opportunity for everyone to directly get their images entered in a CACCA competition.

**For complete instructions**, go to [caccaphoto.org](http://caccaphoto.org). Then select the *Competitions* from the menu bar at the top. From that list, select *Divisions* and then *Postcard*.

Submission must be made no later than noon on Sunday, April 13, 2025. CLCC is a member of CACCA, so any CLCC member can enter this competition.

## MARCH THEME: GREEN (ST. PATRICK'S DAY)

Since March includes St. Patrick's Day, the theme of *Show & Tell* will be GREEN. What images can you share that are related in some way to the color or concept of GREEN, or St. Patrick's Day?

Join the **Crystal Lake Camera Club Group Chat** on FaceBook:

<https://www.facebook.com/groups/446897199179146> or scan this QR Code:

This is a closed group, so only members have access. Request membership through the page. Then, post your favorite images, join in the discussions, share information about photo outings, speakers, contests, etc.

Only group members will see your posts.



## IT'S TIME TO PAY CLCC DUES FOR 2025

Dues are \$25.00 for the year (such a deal!). Please give a check or cash to treasurer Gail Schulz, or mail it to:

**Crystal Lake Camera Club  
PO Box 2193  
Crystal Lake, IL 60039-2193**

## Morning Breakfast Meeting – Everyone invited!

Please join your CLCC friends for the casual, monthly Saturday morning breakfast meeting. Lively discussions, good food! The next one will be on **Saturday, March 22, 2025, 8:30 AM** at

**Buttered Toast Restaurant, 2520 Bunker Hill Dr, Algonquin.**

**RSVP to Karl-Heinz Gabbey ([khgabbey@aol.com](mailto:khgabbey@aol.com)) if you plan to attend.**



## CLUB MEETING CALENDAR

All meetings start at 7PM and are at the Algonquin Township Building, 3702 Northwest Hwy, Crystal Lake, in **Meeting Room 2**. Enter at the back of the building.

March 11	Theme Presentations (Green, St. Patrick's Day), Show & Tell, Before & After Landscape Photography presentation by Jeff Chemelewski
April 8	Theme: <i>Close ups &amp; Macro Images</i> , Show & Tell, Before & After, Bring your cameras - we'll practice taking Close ups and Macros of objects placed around the room.

**Show & Tell** and **Before & After** have provided some lively, informative conversations for CLCC attendees. Great suggestions for outings and club offerings have come from these activities.

**For Show & Tell:** submit 3-4 JPG images to Doug Frey ([doug.frey@me.com](mailto:doug.frey@me.com)) on the **Sunday before the meeting** date. You can also bring them on a flash drive.

**For Before & After:** submit *pairs of JPG images* to Doug Frey ([doug.frey@me.com](mailto:doug.frey@me.com)) on the **Sunday before the meeting** date, or bring the images on a flash drive. The pairs would include the image as it came out of the camera and the image after post-processing. Be prepared to tell (and perhaps even show) the changes that were made.

## YOUR IDEAS MATTER!

Do you have a story, images, trip, post-processing technique, event, etc. that would be good for Camera Club members to know about? Your submissions will make this newsletter valuable! Write it up, and send it to **Steven Szalaj**, Newsletter Editor, at [szjsings@mac.com](mailto:szjsings@mac.com).

**Please make your submission by the 22<sup>nd</sup> of the month.**

## CLCC SUPPORT PERSONNEL

Newsletter Editor	<u>Steven Szalaj</u>	Publicity	<b>OPEN</b>
Webmaster	Kevin Getty	Competition Chairman	Kevin Getty
CACCA Delegate 1	Gail Schulz	Competition Assistant	Peter J.f Pelke II
CACCA Delegate 2	<b>OPEN</b>	Small Groups	<b>OPEN</b>
Education	Peter J.f Pelke II	Outings	Karl-Heinz Gabbey
Advisor	<b>OPEN</b>	Refreshments	<b>OPEN</b>
Advisor	<b>OPEN</b>	Librarian	<b>OPEN</b>
Facebook Administrator	Doug Frey	Mentor Program	<b>OPEN</b>
Membership	<b>OPEN</b>		

## Helpful Resources

***Contribute to this page!** If you have resources that you find useful, please share that link with me. Include a short summary of what can be found in the link. The reference can be a video, web page, PDF, or any other format that has an online link. Send your contributions to [szjsings@mac.com](mailto:szjsings@mac.com) by the 20<sup>th</sup> of each month.*

*~SJS, Newsletter Editor*

Profoto Tutorials, submitted by Kevin Getty:

### **Tips and Tricks**

**<https://profoto.com/us/tips>**

A terrific collection to help photographers of any level.

Photographic Composition Webinar, submitted by Scott Larsen:

### **The Art of Photography: Crafting Compelling Compositions**

**[tinyurl.com/5ak88xt6](https://tinyurl.com/5ak88xt6)**

Natural Habitat Adventures posts a weekly webinar. This hour-long video is very helpful.

Photographers you may be interested in viewing, contributed by Judy Jorgensen:

### **Dan Anderson**

**[danielandersonphotography.com/](https://danielandersonphotography.com/)**

Beautiful color landscapes and seascapes with striking composition from America, Norway, Faroe Islands, Scotland, Patagonia, Ireland, Antarctica, Europe, Iceland, etc. If you love black and white, check out his American West, Europe, Antarctica, and Greek islands black and white images of land, sea, and architecture.

### **Ed Callaert**

**[edcallaert.photoshelter.com](https://edcallaert.photoshelter.com)**

This nature photographer travels extensively along the west coastal and mountain states as well as upper to mid east coast United States. His gallery is full of colorful landscapes and seascapes with interesting composition techniques you may want to try.

### **Willard Clay**

**[willardclay.photoshelter.com](https://willardclay.photoshelter.com)**

This landscape and bird photographer has a vast collection in his gallery by states and a stunning collection under birds. He also teaches at Mayslake in the Forest Preserve District of Dupage County. Enjoy, study, and try.

Resource for camera repair, contributed by Bill Batalden:

### **APS (AUTHORIZED PHOTO SERVICE)**

8125 River Dr # 100

Morton Grove, IL 60053

[repair@authorizedphotoservice.com](mailto:repair@authorizedphotoservice.com)

(800) 406-2046

Bill said: "I recently had my camera & lens repaired at APS authorized camera repair. I felt the work was good and the price reasonable. They give an estimate, which you have to approve, before proceeding with the work. When I spoke with the owner, he said he could offer a 'Club' rate."



(Helpful Resources, *continued*)

Resource for camera repair, contributed by Sandy Wittman:

**ROYAL CAMERA SERVICE, INC.**

1134 E Lake Street

Hanover Park, IL

(630) 372-6150

Sandy said: "I had my Canon 7D Mark II repaired there this fall. They did an excellent job in about 10 days. The price was very reasonable. I found them to be knowledgeable and professional."

Resource for infrared photography, contributed by Peter Pelke

**LIFE PIXEL Infrared Camera Conversions**

<https://www.lifepixel.com/>

(866) 610-1710

Resource for purchasing, selling, trading and repairing used camera equipment

**KEH**

<https://www.keh.com/>

(800) 342-5534

"The original curator and reseller of rare and quality camera gear, KEH has always envisioned a better way to support the passion and profession of photography. We're proud to be the camera community's choice for gear that goes further. Field-tested. Expert-graded. Sustainable. Exchangeable. KEH-approved."

YouTube Channels by specific photographers

These were contributed by Doug Frey:

**Nigel Danson** - <https://www.youtube.com/@NigelDanson>

**Adam Gibbs** - <https://www.youtube.com/channel/UCDyKBQGE7OOsWeQIPWqVSzw>

**fototripper (Gavin Hardcastle)** - <https://www.youtube.com/@fototripper>

**Simon D'Entremont** - [https://www.youtube.com/@simon\\_dentremont](https://www.youtube.com/@simon_dentremont)

**Mark Denney** - <https://www.youtube.com/@MarkDenneyPhoto>

**Thomas Heaton** - <https://www.youtube.com/@ThomasHeatonPhoto>

**Ian Worth** - [https://www.youtube.com/@ian\\_worth/](https://www.youtube.com/@ian_worth/)

A great collection of "how-to" videos:

**Providence Photography DFW**

<https://www.youtube.com/@providencephotographydfw>

Photoshop Elements+: The Secret to Removing Impossible Backgrounds!

<https://www.youtube.com/watch?v=AvAu7-WYXAc>

Interested in learning more about **Macro Photography**? CLCC President Judy Jorgensen shared these links. Click the title or the screenshot.

### **50 Macro Photography Ideas**

## **50 Macro Photography Ideas**

If you have the right skills, you can realize amazing macro photo ideas in the comfort of your home or wherever you may be. In rare cases, you might need some particular equipment, which I will write about in detail.

### **Macro Photography For Beginners**

## **Macro photography for beginners**

Our tips for taking great close-up photos with any camera

## **Photo Op At the Chicago Botanic Garden: India Blooms - The Orchid Show**

February 8 - March 23, 2025

Daily 10 AM - 4 PM

1000 Lake Cook Road

Glencoe, IL 60022

Adult: \$12 member / \$22 nonmember

Children ages 3 – 12: \$8 member / \$15 nonmember

Children 2 & under: Free



*A Celebration of Color in Full Bloom* - Through the harmony of tradition and modern design, the Orchid Show immerses you in the beauty of India. Behold a magnificent floor-to-ceiling peacock, its sweeping tail crafted from hundreds of orchid blooms. Marvel at a towering banyan tree with cascading roots and branches intricately enmeshed with vibrant orchids. Discover bursts of pigmented powders reflecting the vivid hues of Holi, the festival of colors.

### **Photographers' Hours**

Tuesdays: 8:15 to 9:45 a.m. & 4:15 to 5:45 p.m.

Regular Days: \$17 Member/\$28 Nonmember

Free Days: \$17 Member/\$19 Nonmember

Pre-show ticketed access for photographers; capacity is limited. This is the only time tripods & monopods are allowed, no screens.

### **Orchids After Hours**

February 14, 21, 28

March 7, 13, 14, 20, 21

5 to 8 p.m.

On Valentine's Day, plus every Friday of the Orchid Show and select Thursdays come mingle with the colorful blooms and enjoy a vibrant night out featuring cocktails and delicious bites for purchase.

*Separate ticket required.*



## TWO OPPORTUNITIES TO SHOW YOUR IMAGES

### 4th FRIDAYS ART EVENT AT THE DOLE

401 Country Club Rd  
Crystal Lake, IL 60014  
815-347-8535

4th Friday Art Event: March 28, 2025

Submission Deadline: Sunday, March 16, by midnight

Non-refundable submission fee: \$40 for up to 5 pieces submitted

Cash Awards - \$500 total:

- 5 Honorable Mentions: \$50 cash each
- 4th Fridays Team Choice: \$50 cash each
- Kim Holz Memorial Award: \$50 cash
- Nancy Merklings Choice: \$50 cash
- People's Choice Award: \$50 cash

Click here for the **PROSPECTUS** for the Photo-Only Exhibit.

Click here for the **SUBMISSION APPLICATION**

*Note: Photos may also be submitted to the Mixed Art Exhibit, especially if the photo is larger than the requirements for the Photo-Only Exhibit. Click here for the Mixed Art Prospectus.*



### SECOND SATURDAYS AT STARLINE

300 W. Front Street  
Harvard IL 60033  
815-943-4805

2nd Saturday Art Event: June 14, 2025

Submission Opens: Sunday, March 9, 2025

Submission Deadline: Monday, June 2, by 11:59 PM

Fee to Enter: \$25 for 3 Pieces

2nd Saturday Call For Art



Awards available for the juried show include:

- Best of Show (Art or Photography): \$50 Cash Prize and Starline Medal
- 1st Place for Art (any Artwork but Photography): \$25 Starline Gift Card and Starline Medal
- 1st Place for Photography (any Photography): \$25 Starline Gift Card and Starline Medal
- People's Choice (Art or Photography): \$25 Starline Gift Card and Starline Medal
- Judge's Option Honorable Mention (All entries): Starline Medal

Click here for the **PROSPECTUS**

Click here for the **SUBMISSION APPLICATION**

*Note: There is a SECOND SATURDAY Event on March 8, but the submission deadline is past. June 14 is the next event, then August 9 and December 13, for a total of four Second Saturday Events this year.*

## THE SEVENTH ANNUAL 6X6 PROJECT ART AUCTION AND FUNDRAISER

Raue Center's **6×6 PROJECT** fundraiser and online art auction & exhibition celebrates its seventh year of supporting arts with Art! All proceeds benefit Raue Center's fine arts education programs, **Mission Imagination** (MI) and **Raue Center School For The Arts** (RCSA), which has been enriching the lives of over 20,000 kids a year in the local community since 2001.

Artists of all ages and abilities are invited to participate by creating original works of art, in a variety of mediums, on 6×6" canvases. Since the inaugural event in 2019, 6×6 Project has raised over **\$95,000** for MI and RCSA with canvases coming from around the nation!

Create a mini-masterpiece and support the arts in your community!

Several of our CLCC members have participated in this event. It is a good way to get your images seen by a public that loves art, and you are supporting an arts venue right here in McHenry County. Entering is easy! Complete instructions are at the **6x6 PROJECT WEBSITE**.

Purchase one or two 6" X 6" canvases from the project partners (listed on the website and below) for a \$5 donation per canvas. They are available now through May 2, 2025. You must use these official canvases. Mount or print an image on the canvas and drop your artwork off by **May 13, 2025**. All artwork submitted to the **6×6 PROJECT** will be available for viewing and bidding online at **Auctria.com** beginning **June 1, 2025**. Artists and the public are invited to our reception on **June 14, 2025**. All canvases will be displayed at the reception - bidding will continue through the end of the reception.

[Click here for a PDF of Frequently Asked Questions \(FAQs\)](#)

[Click here for Participation Guidelines](#)

[Click here for a PDF of the Participation Form](#)

### ***Project Partners:***

Out of the Box – 71 N. Williams Street | Crystal Lake | (815) 444-7446

Makity Make – 203 E. Main Street | Algonquin | (224) 678-7090

Creative Arts, Inc. – 400 Highland Avenue | Crystal Lake | (815) 219-9243

Reprographics – 26 Crystal Lake Plaza | Crystal Lake | (815) 477-1018

Piano Trends – 35 Berkshire Drive | Crystal Lake | (815) 477-4266

Material Things – 103 E. Van Buren | Woodstock | (815) 575-9710

Raue Center For The Arts – 26 N. Williams St | Crystal Lake | (815) 356-9212 | Tu – Fr, 12 to 4 pm



**SUPPORT THE ARTS WITH ART!**