


JUNE, 2025

Crystal Lake Camera Club

Serving Crystal Lake, IL and Surrounding Communities Since 1980
crystallakecameraclub.com



WOTW Again

Color Image by Royal Pitchford (Shown at the May 13 Meeting, see more on Page 2)

EXPLORE THIS ISSUE

Images from the May 13 Meeting	<u>Pg. 2-4, & Cover</u>
My Life through Photographs: Notes from the May Presentation	<u>Pg. 5-6</u>
The Future of CLCC	<u>Pg. 7-8</u>
Club Calendar, Submitting for <i>Show & Tell</i> and <i>Before & After</i>	<u>Pg. 8</u>
It's Time to Pay Your Dues	<u>Pg. 8</u>
Crystal Lake Camera Club Group Chat	<u>Pg. 8</u>
Landscape & Nature Small Group	<u>Pg. 9</u>
Breakfast Meeting	<u>Pg. 9</u>
Officers, Newsletter Submissions & Support	<u>Pg. 9</u>
Helpful Resources	<u>Pg10-11</u>
June Theme: Critiques	<u>Pg. 11</u>
Galleries, Stories, Videos and Inspiration	<u>Pg. 12</u>
Vivid Creatures at the Morton Arboretum	<u>Pg. 12</u>
Two Opportunities To Show Your Images	<u>Pg. 13</u>

IMAGES FROM THE MAY 13 MEETING



Sun Shower before Sunset
Color Image by Royal Pitchford

Of the cover image and the image on this page, Royal said:

“Both photos are of the same sunset, about half an hour apart, at Morton, IL (near Peoria). Three interstates run through there – I-74 runs east and west, I-474 (bypass) splits off from the main route, and I-155 begins and runs south to Lincoln and Springfield. As a result, there is a forest of very tall highway lights and a large cell phone tower.

In the “Sun Shower before Sunset” image, the rays of the sun seem to shine straight down onto the cell tower. Very cinematic.

In ‘WOTW Again,’ the highway lights were silhouetted against the very fiery sunset, reminding me of the alien machines in the movie “War of the Worlds” (i.e., WOTW). I may experiment with AI to make those lights actually look like the invaders in the movie.”



Door Gargoyle (Siena, Italy)

These images are by Steven Szalaj.

Steve said: “These were taken on a recent group tour to Tuscany. The gargoyle greets people entering a home in Siena. The hats are a display at a street vendor.”



Hats! (Lucca, Italy)

IMAGES FROM THE MAY 13 MEETING



Pelicans Near Fox Lake



Pelican In Flight



Crocuses

The images on this page are by Linda Hopp.
Linda said: *"The crocuses were taken by laying down on the ground for that particular perspective.*
The robin was my before and after. I cropped it, removed the white posts in the background and sharpened the robin and brightened up the color just a bit on the bird only."



Robin - Before




Robin - After

IMAGES FROM THE MAY 13 MEETING



The images on this page are by Doug Frey.

Doug said: *"Testing my new camera which is a Fujifilm XH2, 40MP crop sensor camera."*



MY LIFE THROUGH PHOTOGRAPHS

by Russel King

Notes from the May 13 Presentation

At the May 13 meeting, Russ King spoke about how he creates photo books using Microsoft Word, and publishes them on Amazon. He presented many unique ideas, and brought printed copies of many of his books. These are notes from the presentation.

What are my camera and processes?

- I use a Nikon D-3400 camera
- I don't use Photoshop or Lightroom although I've attended many meetings about them and have a fairly good idea about what they will do
- I adjust each picture for Brightness, Exposure, Contrast, Highlights, Shadows, and Vignette
- You can also Saturate, or Adjust Warmth, Tint or Sharpness

How do I make books?

- I insert each JPEG picture into Word and add as much description as I can
- I then save it and then save it as a PDF
- To properly embed the material, Kindle Direct Publishing (KDP) requires the PDF to be printed again. (Yes, this is a second required step)



How I make a cover?

- I create the book title in Word
- I then save it and I save it as a PDF
- I use the watermark feature of Adobe Pro to insert a diluted picture behind the words

How do I print the book?

- There are several self-publishing companies
- I originally used CreateSpace but switched to Kindle Direct Publishing (KDP), an arm of Amazon.com
- I uploaded the printed PDF manuscript to their web-site, arranged in the correct page order
- The link is https://kdp.amazon.com/en_US/

What is KDP's review process?

- KDP reviews and approves it, generally within 24 hours

- After they approve it, Author Copies are available for me to review at the printed cost
- It takes between 14 and 21 days to get copies

My Life through Photographs (continued)

How much does this process cost?

- Making the books costs nothing. But once they are in Amazon.com, there is a price for printing, binding, and shipping them
- Author copies of "Photography by Russell" costs about \$20
 - It is 247 Pages, full color, Paperback, 8 ½ x 11- inches
- Author copies of "Holy Land Pilgrimage" costs about \$18
 - It is 213 Pages, full color, Paperback, 6 x 8-inches



You can make books from any number of pictures. Here's some of Russ's books:

- "Have You Seen My 18-Wheeler?"
- "Photography by Russell"
- "Russell Builds a Bridge"
- "Holy Land Pilgrimage"
- "Mediterranean Antiquities"
- "Rocks on the Rim"
- "Utah's Mighty 5 National Parks"
- "200 Pictures of Silos and Barns in McHenry County"

Some books about retired living:

- "Our Winter Vacations in Arizona"
- "The Villages, Florida"
- "49 Buildings, 30 Lobbies, and 21 Structures in Chicago":



Specialty books:

- "Los Reyes de Mexico"
- "Who am I?"
- "New House on Redtail, 2023"
- "New house at 7413 Pheasant Dr."
- "The King Sisters Tour India"
- "Play Golf in Scotland"
- "50th Wedding Celebration"
- "What Did He Tell Her?"
- "Starline Factory in Harvard"

The Future of CLCC

Notes from the May 13 meeting ~

There were 18 members present! We welcomed guest Steve Hillmann. All in attendance introduced themselves and told their favorite things to photograph.

Show & Tell

- Doug Frey - Trying out a new Fuji camera on birds and wildlife in his own yard
- Steve Szalaj - Photos of recent trip to Tuscany
- Linda Hopp - Pelicans, flowers
- Karl Gabbey - Miscellaneous photos
- Royal Pitchford - Dramatic sunsets

Before & After

- Linda Hopp - Image of a robin

Presentation: Russell King: "My Life Through Photographs"

Russ narrated a slideshow and held up his numerous soft cover books of various sizes that he had published via Word and Amazon. They were usually topical ranging from big rigs out on the highways, landscapes and architecture from travels, various construction jobs in progress, etc. A couple special fun projects were gifts to people whose new home was documented daily from start to finish. What a nice surprise for the new owners!

Dues: Anyone who hasn't paid their \$25.00 dues, is asked to do so. You can send your check to: Crystal Lake Camera Club, PO Box 2193, Crystal Lake, IL 60039-2193, or give it to Gail at the June meeting.

We need to present a list of potential new club officers next month. We need an election for President, Vice President, Secretary, Treasurer, and Board Members to function according to our by-laws. We are a few years overdue mainly due to covid and the corresponding drop in membership. Please consider helping to sustain and grow CLCC by volunteering for a leadership position.

At the June 10 meeting, the theme is *Critiques*. Bring a sample of your work for discussion. We will hand out a scoring sheet from CACCA to discuss and practice evaluating images. Some of us have never been exposed to what judges, or advanced viewers, are looking for in an image before them. This will be an addition to Show & Tell and Before & After. We are planning to begin In-house competition in a few months, and hoping to increase participation so we can again participate in CACCA competitions.

Algonquin Township has graciously given us permission to hang some of our images on the walls in the room we meet. We have chosen a wall hanging system. Gail has ordered it. The township will install it. Plan on bringing a reasonable-sized framed favorite sample of your work to our next meeting and let's get started displaying what we do. To use the new wall hanging system, your frame must have a taut wire across the back, 3 inches down from the top of the frame. Watch YouTube or call someone if you need help.

Don't forget to contribute to the Facebook **Crystal Lake Camera Club Group Chat** page (see page 8).

The **Landscape and Nature Photography** small group is meeting regularly on the 3rd Wednesday of each month at Doug Frey's home (see page 8). However, the May meeting was postponed to Thursday, May 29.

It's getting time to venture out more. If you have an idea or plan and want company, let Doug Frey know.

Doug Frey is planning a **Street Photography outing to Chicago**. Suggested dates are Wednesday, June 4, Saturday, June 7 or Saturday, June 14. Participants would leave in the morning from the Pingree Road Metra Station in Crystal Lake. If you'd like to participate, let Doug know which date is best for you.

(The Future of CLCC - *continued*)

The **CLCC Breakfast Meeting** is the last Saturday of the month (unless otherwise noted due to holidays, etc.) at Buttered Toast by Home Depot on Randall Road, Algonquin. All are welcome. Let Karl G. know ahead of time if possible, but don't let that stop you if you didn't (see page 8). The next breakfast meeting is Saturday, May 31. The June breakfast meeting is June 28.

Become an active CLCC member - your presence, your contributions, your participation is what will elevate the club experience for everyone. Most everything that happens in the club is by volunteers, that is, members choosing to participate because they *love photography*. CLCC needs you!

CLUB MEETING CALENDAR

All meetings start at 7PM and are at the Algonquin Township Building, 3702 Northwest Hwy, Crystal Lake, in **Meeting Room 2**. Enter at the back of the building.

June 10	Theme: <i>Critiques</i> - Bring a sample of your work for discussion. We will hand out a CACCA scoring sheet to discuss and practice evaluating images. Show & Tell, Before & After
---------	--

July 8	Theme & Program <i>TBA</i> , Show & Tell, Before & After
--------	--

Show & Tell and **Before & After** have provided some lively, informative conversations for CLCC attendees. Great suggestions for outings and club offerings have come from these activities.

For Show & Tell: submit 3-4 JPG images to Doug Frey (doug.frey@me.com) on the **Sunday before the meeting** date. You can also bring them to the meeting on a flash drive.

For Before & After: submit *pairs of JPG images* to Doug Frey (doug.frey@me.com) on the **Sunday before the meeting** date, or bring the images on a flash drive. The pairs would include the image as it came out of the camera and the image after post-processing. Be prepared to tell (and perhaps even show) the changes that were made.

IT'S TIME TO PAY CLCC DUES FOR 2025

Dues are \$25.00 for the year (such a deal!). Please give a check or cash to treasurer Gail Schulz, or mail it to:

Crystal Lake Camera Club

PO Box 2193

Crystal Lake, IL 60039-2193

Join the **Crystal Lake Camera Club Group Chat** on FaceBook:

<https://www.facebook.com/groups/446897199179146> or scan this QR Code:

This is a closed group, so only members have access. Request membership through the page. Then, post your favorite images, join in the discussions, share information about photo outings, speakers, contests, etc.

Only group members will see your posts.



LANDSCAPE & NATURE SMALL GROUP

When: Third Wednesday each month, 7PM

Where: 711 Glacier Parkway, Algonquin

Phone: 224-406-3692

RSVP: doug.frey@me.com

This small group meets in Doug Frey's home on the Third Wednesday of the month, 7PM. There are wide ranging discussions from beginning landscape photography, to post-processing, prime locations, both near and far, everything in between, and sometimes beyond! Photos are shared and comments made. It is a very friendly group.

Meetings are casual and relaxed. Any related discussion topics can be brought up. It is a great community learning experience. Let Doug know that you are interested! See him at a club meeting, or send him an email at the address above.

Last Saturday Morning Breakfast Meeting – Everyone invited!

Please join your CLCC friends for the casual breakfast meeting on the last Saturday of the month. Lively discussions, good food! This month's will be on **Saturday, May 31, 2025, 8:30 AM** at

Buttered Toast Restaurant, 2520 Bunker Hill Dr, Algonquin.

RSVP to Karl-Heinz Gabbey (khgabbey@aol.com) if you plan to attend.

Next month's breakfast meeting will be June 28.

CRYSTAL LAKE CAMERA CLUB OFFICERS

See The Club Directory For Contact Information

President	<u>Judy Jorgensen</u>
Secretary	Open
Treasurer	<u>Gail Schulz</u>
Board Member	<u>Rich Bickham</u>

YOUR IDEAS MATTER!

Do you have a story, images, trip, post-processing technique, event, etc. that would be good for Camera Club members to know about? Your submissions will make this newsletter valuable! Write it up, and send it to **[Steven Szalaj](#)**, Newsletter Editor, at szjsings@mac.com.

Please make your submission by the 22nd of the month.

CLCC SUPPORT PERSONNEL

Newsletter Editor	<u>Steven Szalaj</u>	Publicity	OPEN
Webmaster	Sandy Wittman	Competition Chairman	OPEN
CACCA Delegate 1	Gail Schulz	Competition Assistant	Peter J.f Pelke II
CACCA Delegate 2	OPEN	Small Groups	OPEN
Education	Peter J. Pelke II	Outings	Karl-Heinz Gabbey
Advisor	OPEN	Refreshments	OPEN
Advisor	OPEN	Librarian	OPEN
Facebook Administrator	Doug Frey	Mentor Program	OPEN
Membership	OPEN		

Helpful Resources

***Contribute to this page!** If you have resources that you find useful, please share that link with me. Include a short summary of what can be found in the link. The reference can be a video, web page, PDF, or any other format that has an online link. Send your contributions to szjsings@mac.com by the 20th of each month.*

~SJS, Newsletter Editor

Profoto Tutorials, submitted by Kevin Getty:

Tips and Tricks

<https://profoto.com/us/tips>

A terrific collection to help photographers of any level.

Photographic Composition Webinar, submitted by Scott Larsen:

The Art of Photography: Crafting Compelling Compositions

tinyurl.com/5ak88xt6

Natural Habitat Adventures posts a weekly webinar. This hour-long video is very helpful.

Photographers you may be interested in viewing, contributed by Judy Jorgensen:

Dan Anderson

danielandersonphotography.com/

Beautiful color landscapes and seascapes with striking composition from America, Norway, Faroe Islands, Scotland, Patagonia, Ireland, Antarctica, Europe, Iceland, etc. If you love black and white, check out his American West, Europe, Antarctica, and Greek islands black and white images of land, sea, and architecture.

Ed Callaert

edcallaert.photoshelter.com

This nature photographer travels extensively along the west coastal and mountain states as well as upper to mid east coast United States. His gallery is full of colorful landscapes and seascapes with interesting composition techniques you may want to try.

Willard Clay

willardclay.photoshelter.com

This landscape and bird photographer has a vast collection in his gallery by states and a stunning collection under birds. He also teaches at Mayslake in the Forest Preserve District of Dupage County. Enjoy, study, and try.

Resource for camera repair, contributed by Bill Batalden:

APS (AUTHORIZED PHOTO SERVICE)

8125 River Dr # 100

Morton Grove, IL 60053

repair@authorizedphotoservice.com

(800) 406-2046

Bill said: "I recently had my camera & lens repaired at APS authorized camera repair. I felt the work was good and the price reasonable. They give an estimate, which you have to approve, before proceeding with the work. When I spoke with the owner, he said he could offer a 'Club' rate."

(Helpful Resources, *continued*)

Resource for camera repair, contributed by Sandy Wittman:

ROYAL CAMERA SERVICE, INC.

1134 E Lake Street

Hanover Park, IL

(630) 372-6150

Sandy said: "I had my Canon 7D Mark II repaired there this fall. They did an excellent job in about 10 days. The price was very reasonable. I found them to be knowledgeable and professional."

Resource for infrared photography, contributed by Peter Pelke

LIFE PIXEL Infrared Camera Conversions

<https://www.lifepixel.com/>

(866) 610-1710

Resource for purchasing, selling, trading and repairing used camera equipment

KEH

<https://www.keh.com/>

(800) 342-5534

"The original curator and reseller of rare and quality camera gear, KEH has always envisioned a better way to support the passion and profession of photography. We're proud to be the camera community's choice for gear that goes further. Field-tested. Expert-graded. Sustainable. Exchangeable. KEH-approved."

YouTube Channels by specific photographers

These were contributed by Doug Frey:

Nigel Danson - <https://www.youtube.com/@NigelDanson>

Adam Gibbs - <https://www.youtube.com/channel/UCDyKBQGE7OOsWeQIPWqVSzw>

fototripper (Gavin Hardcastle) - <https://www.youtube.com/@fototripper>

Simon D'Entremont - https://www.youtube.com/@simon_dentremont

Mark Denney - <https://www.youtube.com/@MarkDenneyPhoto>

Thomas Heaton - <https://www.youtube.com/@ThomasHeatonPhoto>

Ian Worth - https://www.youtube.com/@ian_worth/

A great collection of "how-to" videos:

Providence Photography DFW

<https://www.youtube.com/@providencephotographydfw>

Photoshop Elements+: The Secret to Removing Impossible Backgrounds!

<https://www.youtube.com/watch?v=AvAu7-WYXAc>

JUNE THEME: CRITIQUES

Bring a sample of your work for discussion. We will hand out a CACCA scoring sheet to discuss and practice evaluating images. Some of us have never been exposed to what judges, or advanced viewers, are looking for in an image before them. We are planning to begin in-house competition in a few months, and hoping to increase participation so we can again participate in CACCA competitions.

GALLERIES, STORIES, VIDEOS AND INSPIRATION ON THE WEB

(Click any bold-face heading, or underlined text, to follow the link)

Probe lenses and focus stacking: the secrets to incredible photos taken inside instruments

Charles Brooks spent much of his career as a professional cellist. But beyond his music, he also has experience with photography. It was a natural combination, then, when he stepped back from playing and picked up his camera, and turned its focus inside instruments.

Rock Photography Pioneer Bob Gruen Resuscitates 1970s New York

Photographer Bob Gruen, who, a half century ago, prowled New York's night spots, making pictures of rising rock-and-rollers, including the young guns of punk rock. At the time, Gruen was merely capturing "the scene." Today, his images are canonical.

The Women Who Made Polaroid Click

Most histories focus on the instant camera's inventor, Edwin Land. But supporting him behind the scenes was a phalanx of gifted researchers, some of whom may surprise you.

Great Lakes-inspired photo exhibit opens in Chicago

A photography exhibit the Chicago Maritime Museum about the ways the Great Lakes shape architecture has opened. It features maritime images photographer Josh Lipnik, such as lighthouses and boathouses, but also beach architecture like The Florida Tropical House in Beverly Shores.

PHOTO OPPORTUNITY STARTING MAY 17!


Vivid Creatures

An exhibition of giant, colorful sculptures as tall as trees is opening soon at The Morton Arboretum.

Guests of all ages can delight in an oversized deer, snail, squirrel, dragonfly, and sandhill crane—all animals native to northern Illinois—depicted in brightly decorated larger-than-life artworks up to 24 feet tall. The sculptures will be placed among the tree collections and natural areas of The Morton Arboretum.

The five sculptures were created exclusively by **Fez BeGaetz and Heather BeGaetz** of Portland, Oregon. Go **behind the build** and read about the inspiration and creative process behind the sculptures.

Vivid Creatures is free and is included with general admission to the Arboretum. Members always get in free and can visit any time without purchasing general admission. **More at mortonarb.org**.



TWO OPPORTUNITIES TO SHOW YOUR IMAGES

4th FRIDAYS ART EVENT AT THE DOLE

401 Country Club Rd
Crystal Lake, IL 60014
815-347-8535

4th Friday Art Event: June 27, 2025

Submission Deadline: Sunday, June 15, by midnight

Non-refundable submission fee: \$40 for up to 5 pieces submitted

Cash Awards - \$450 total:

- 5 Honorable Mentions: \$50 cash each
- 4th Fridays Team Choice: \$50 cash each
- Kim Holz Memorial Award: \$50 cash
- Nancy Merklings Choice: \$50 cash
- People's Choice Award: \$50 cash

Click here for the **PROSPECTUS** for the Photo-Only Exhibit.

Click here for the **SUBMISSION APPLICATION**

Note: Photos may also be submitted to the Mixed Art Exhibit, especially if the photo is larger than the requirements for the Photo-Only Exhibit. Click here for the Mixed Art Prospectus.



SECOND SATURDAYS AT STARLINE

300 W. Front Street
Harvard IL 60033
815-943-4805

2nd Saturday Art Event: June 14, 2025

Submissions now closed for the June event

Submission Deadline: Monday, May 19, by 11:59 PM

Fee to Enter: \$25 for 3 Pieces

Theme for the June Event is "True Color" (see Submission Form for details)

Theme entry not required to enter the show; there is a special medal for these entries.

Awards available for the juried show include:

- Best of Show (All entries): \$50 Cash Prize and Starline Medal
- 1st Place for Art (any Artwork but Photography): \$25 Starline Gift Card and Starline Medal
- 1st Place for Photography (any Photography): \$25 Starline Gift Card and Starline Medal
- People's Choice (Art or Photography): \$25 Starline Gift Card and Starline Medal
- Judge's Option Honorable Mention (All entries): Starline Medal
- Theme Award: Starline Medal

Click here for the **PROSPECTUS**

Click here for the **SUBMISSION FORM**

Note: Future SECOND SATURDAY Events are August 9 and December 13.

