


FEBRUARY, 2025

Crystal Lake Camera Club

Serving Crystal Lake, IL and Surrounding Communities Since 1980
crystallakecameraclub.com



Frozen Creek

Color Image by Marguerite Van Ness (from the CLCC Facebook Group Chat)


EXPLORE THIS ISSUE

Images from the CLCC Facebook Group Chat	<u>Pg. 2-3, & Cover</u>
Images from the January Meeting	<u>Pg. 4-5</u>
Kudos!	<u>Pg. 5</u>
Audubon Photography Contest	<u>Pg. 6</u>
Galleries, Stories, Videos and Inspiration	<u>Pg. 6</u>
The Future of CLCC	<u>Pg. 7</u>
February Theme: Photos & Poetry	<u>Pg. 8</u>
CACCA Cheat Sheet for Scoring	<u>Pg. 8</u>
Club Calendar, Submitting for <i>Show & Tell</i> and <i>Before & After</i>	<u>Pg. 9</u>
Officers, Newsletter Submissions & Support	<u>Pg. 9</u>
Helpful Resources	<u>Pg. 10-11</u>
Crystal Lake Camera Club Group Chat	<u>Pg. 12</u>
It's Time to Pay Your Dues	<u>Pg. 12</u>
Breakfast Meeting	<u>Pg. 12</u>
Photo Op At the Morton Arboretum	<u>Pg. 12</u>
Chicago Botanic Garden: India Blooms! - The Orchid Show	<u>Pg. 13</u>
CACCA Postcard Competition	<u>Pg. 13</u>
Two Opportunities To Show Your Images	<u>Pg. 14</u>
The Seventh Annual 6x6 Project Art Auction and Fundraiser	<u>Pg. 15</u>

IMAGES FROM THE CLCC FACEBOOK GROUP CHAT



Anderson Gardens Winter Lights
Color Image by Carl Papp



Frozen Bubble Solution

Color Image by Kevin Getty

Kevin said, "What do you do with bubble solution in winter when it's 19 degrees outside. Well blowing bubbles is fun, but watching it crystalize and taking pictures is fun too."



Angel of Light, Anderson Gardens

Color Image by Carl Papp

IMAGES FROM THE CLCC FACEBOOK GROUP CHAT




Winter Colors

Color Image by
Marguerite Van Ness



Anderson Gardens Illuminated!

Color Image by
Carl Papp



Thawed Reflections


Color Image by
Marguerite Van Ness

IMAGES SHOWN AT THE JANUARY MEETING



Backyard Birds

Color Images by
Doug Frey



Lodge Interior, Breckenridge CO

Color Images by Steven Szalaj

“These images are three compiled images. I’m trying to capture the same feeling you get when inside the lodge, i.e., the openness, and how present nature is to the warm interior.”



IMAGES SHOWN AT THE JANUARY MEETING



Chickadee

Color Image by Linda Hopp

Looking Up!

Color Image by Linda Hopp



KUDOS!

Window View

Color Image by Linda Hopp

This image won an honorable mention (and a \$50 cash prize!) at the *4th Fridays Art Event at the Dole* last October! The photo was taken the month before in Athens, Greece. It was shown again at last month's art event, and it was *sold* to a patron. Congratulations, Linda!

AUDUBON PHOTOGRAPHY AWARDS

One of the most respected nature photography competitions in the world, the Audubon Photography Awards celebrates the beauty and diversity of birds by honoring the best photos and videos of birdlife. This year, these Awards will offer new sets of prizes for entrants on two continents—spanning the Western Hemisphere. Entrants from the United States and Canada, and from Chile and Colombia, will each be eligible for cash prizes and a chance to have their images featured in Audubon magazine.

The contest is open to photography and video submissions until March 5, 2025 at 12 p.m. (noon) U.S. Eastern Time; 11 a.m. CST; 10 a.m. MST; and 9 a.m. PST. The entry fee is \$15 per image or video for individuals in the U.S. and Canada (excluding Quebec).

For more information, and the link to enter your images, go to

<https://www.audubon.org/photoawards-entry>.

The Grand Prize for the highest scoring photograph across all entries is \$5,000. Other prize categories are listed at: **<https://www.audubon.org/photography/awards/contest-prizes>**.

GALLERIES, STORIES, VIDEOS AND INSPIRATION ON THE WEB

(Click any bold-face heading, or underlined text, to follow the link)

Cornell Lab/Macaulay Library

The Macaulay Library is the world's premier scientific archive of natural history audio, video, and photographs. Although the Macaulay Library's history is rooted in birds, the collection includes amphibians, fishes, and mammals, and the collection preserves recordings of each species' behavior and natural history. Access to audio and video recordings in the archive is available for research, educational, and commercial use. If you would like to contribute to the archive, you can submit your bird recordings and photos via the eBird/Macaulay Library media upload tool.

Incredible Beetle Battle Wins 2024 Close Up Photographer of the Year Contest

After releasing its shortlist last autumn, the Close Up Photographer of the Year (CUPOTY) contest has now revealed the winners of its 2024 competition. Photographer Svetlana Ivanenko was named the overall winner for her fascinating photo of two stag beetles battling for dominance. Seemingly emerging from the shadows, their horns lock as they clash. Check out the other winners of this contest sponsored by the Istanbul Modern art museum.

Audubon's Favorite Fascinating Bird Behaviors From the 2024 Audubon Photo Awards

Birds are always up to something, and these entries captured an array of avians doing everything from impaling prey to drumming away. Interesting and beautiful!

How France uncovered the mystery of forbidden photos of Nazi-occupied Paris

Documentary producer Stéphanie Colaoux had long enjoyed looking through old photos, haggling over the price of an album and imagining the stories behind the weddings and birthdays of the everyday past. But this time she found something extraordinary and precious — and it came with a challenge. "As I flipped through the pages I realized, my God, it's all scenes of [Nazi] occupied Paris...And then I read the little note in the front. 'If you find this album,' it said, 'take care of it and have the courage to look at it.' I thought, someone sent a message in a bottle and I just found it."

Master car photography with tips from an award-winning photographer

Vijay Anil, winner of the 2024 Auto Photo Awards, shares his creative process and the inspiration behind his award-winning shots.

The Future of CLCC

Notes from the January 14 meeting

The meeting started off with name tags as members arrived, and refreshments brought in by Gail Schulz. Obviously enjoying our chatting, the Show & Tell with the holiday theme started later than usual. There were 18 members in attendance.

Royal Pitchford has been taking videography classes at MCC and showed us his finished "The Ceramic Artist." His video was very well done, and the subject was fascinating. At MCC, Royal was allowed to visit the ceramics studio and with the support of the head of the ceramics program, was able to produce a video profile of a ceramic artist as she finished one of her works of art. He has several more video projects in mind. You can view Royal's video here:

The Ceramic Artist

The conversation turned to preservation of images and various scanning methods for old prints and slides. This flowed into CACCA (Chicago Area Camera Clubs Association) competition formats and the research Kevin Getty has done since volunteering to take over Rich Bickham's duties for club competitions. The 40 or so local clubs that were under CACCA prior to Covid are down to 24 clubs. Doug Frey commented on a recent attendance at the Elgin club having only 7 people the night he was there. We are down to around 15 at each meeting from pre-pandemic attendance of about 50.

Kevin reminded us that as long as CLCC is a CACCA member, CLCC individuals can enter their competitions directly. There is online capability for watching the judging and scoring, multiple categories to enter with levels A and B, and there is no charge involved. He said it is a very interesting process to see, and the level A class entries are Chicago pro level. Worth watching. It is also possible for those who are interested in competition to also join another local club or two that are still active in CACCA competitions and enter through them.

Jeff Chemelewski, who has been entering the competitions for years, reminded us that if we have judges from other clubs come to judge our competition nights, we then are obligated to send three of our people to reciprocate.

If you still have the CACCA Guidelines for judging in your email, you may want to print it. We can then discuss our *Show & Tell* and *Before & After* more meaningfully as we strive for more improved images.

Gail Schultz will check with the Algonquin Township people to see what other days of the month are available for the room we use, just in case the second Tuesday of the month is not the best for most CLCC members.

Ernie Hagenow volunteered an interesting survey: What is the typical age of camera club members? We are 50 and older, have more free time now, and have more money now.

At the February 11 meeting, we will share **images and accompanying poems with the suggested theme of love**. CLCC member **Royal Pitchford** will give his presentation on images and workflow. As time allows, we will also have *Show & Tell* and *Before & After*. Gail will bring **Country Donuts!!**

At the March 11 meeting, there will be another theme (announced in February), and there will also be a Landscape Photography presentation by CLCC member **Jeff Chemelewski**. As time allows, we will also have *Show & Tell* and *Before & After*

Do you have ideas for presentations you'd like to see at a club meeting? Please share them with the board members.

FEBRUARY THEME: PHOTOS & POETRY

"A picture is a poem without words."

Since February includes Valentine's Day, let's theme our *Show & Tell* toward love AND include a short poem describing your image. Let's make it fun.

CACCA CHEAT SHEET FOR SCORING

Editor's Note ~ All members of this camera club can enter the various contests sponsored by The Chicago Area Camera Clubs Association (CACCA). These are the simplified guidelines for judging images as posted on caccaphoto.org. They also post a much more detailed guide. It is worth reading if you'd like to participate in any of their competitions. (Note the story on page 11 about their Postcard Contest.)

As we all know from watching a camera club or CACCA competition judging, the scores are subjective and sometimes variable. A small amount of variability in the score of an image is understandable, after all photography is an art and with art there is no absolute, however for most images the variability between judge's scores should not be large.

Below I outline a "cheat sheet" to help club members understand how the scoring system is intended to be used.

Scores should range from 5 to 9 points per judge. Since there are 3 judges this means the total score will be range from 15 to 27. Recently some clubs and starting in 2023-24 CACCA will use half points for digital images.

When scoring an image, the entire image should be evaluated. Minor flaws or strengths should not unduly penalize or reward an image.

Let's start with a 6. This is often called a record shot. Basically, it is a snapshot. The subject is in focus and the exposure is correct. There is nothing interesting about the image and there is nothing wrong with it, either.

Next score to discuss is a 5. An image that receives a 5 will have a significant flaw such as the subject is out of focus, or the image is significantly under or over exposed by a stop or more. Shallow depth of field may be a flaw or may be an artistic treatment, you as judge need to decide this. Likewise, high-key and low-key images may be artistic or a flaw. Before giving an image the score of a 5, please ask yourself does this image work. If you answer yes, then the image should not receive a 5.

Stepping up from a 6, is an image with a score of 7, a stronger image. This is an image that is more than snapshot, it engages the viewer and shows that the photographer had intent.

The next score up is an 8. Images that score 8, have a wow factor. You look at the image and say to yourself, this image is good. I think it should receive an honor.

An even better image would receive a score 9. Such an image is great. Perhaps a double wow factor, or an image you wish was part of your portfolio. Images that score 9 are not perfect, just exceptionally strong images.

CLUB MEETING CALENDAR

All meetings start at 7PM and are at the Algonquin Township Building, 3702 Northwest Hwy, Crystal Lake, in **Meeting Room 2**. Enter at the back of the building.

February 11	Country Donuts!! Theme Presentations, Show & Tell, Before & After, Royal Pitchford's presentation on images and workflow
March 11	Theme Presentations, Show & Tell, Before & After Landscape Photography presentation by Jeff Chemelewski
April 8	Theme Presentations, Show & Tell, Before & After

Show & Tell and **Before & After** have provided some lively, informative conversations for CLCC attendees. Great suggestions for outings and club offerings have come from these activities.

For Show & Tell: submit 3-4 JPG images to Doug Frey (doug.frey@me.com) on the **Sunday before the meeting** date. You can also bring them on a flash drive.

For Before & After: submit *pairs of JPG images* to Doug Frey (doug.frey@me.com) on the **Sunday before the meeting** date, or bring the images on a flash drive. The pairs would include the image as it came out of the camera and the image after post-processing. Be prepared to tell (and perhaps even show) the changes that were made.

YOUR IDEAS MATTER!

Do you have a story, images, trip, post-processing technique, event, etc. that would be good for Camera Club members to know about? Your submissions will make this newsletter valuable! Write it up, and send it to **Steven Szalaj**, Newsletter Editor, at szjsings@mac.com.

Please make your submission by the 22nd of the month.

CLCC SUPPORT PERSONNEL

Newsletter Editor	<u>Steven Szalaj</u>	Publicity	OPEN
Webmaster	Kevin Getty	Competition Chairman	Kevin Getty
CACCA Delegate 1	Gail Schulz	Competition Assistant	Peter J.f Pelke II
CACCA Delegate 2	OPEN	Small Groups	OPEN
Education	Peter J.f Pelke II	Outings	Karl-Heinz Gabbey
Advisor	OPEN	Refreshments	OPEN
Advisor	OPEN	Librarian	OPEN
Facebook Administrator	Doug Frey	Mentor Program	OPEN
Membership	OPEN		

Helpful Resources

Contribute to this page! If you have resources that you find useful, please share that link with me. Include a short summary of what can be found in the link. The reference can be a video, web page, PDF, or any other format that has an online link. Send your contributions to szjsings@mac.com by the 20th of each month.

~SJS, Newsletter Editor

Profoto Tutorials, submitted by Kevin Getty:

Tips and Tricks

<https://profoto.com/us/tips>

A terrific collection to help photographers of any level.

Photographic Composition Webinar, submitted by Scott Larsen:

The Art of Photography: Crafting Compelling Compositions

tinyurl.com/5ak88xt6

Natural Habitat Adventures posts a weekly webinar. This hour-long video is very helpful.

Photographers you may be interested in viewing, contributed by Judy Jorgensen:

Dan Anderson

danielandersonphotography.com/

Beautiful color landscapes and seascapes with striking composition from America, Norway, Faroe Islands, Scotland, Patagonia, Ireland, Antarctica, Europe, Iceland, etc. If you love black and white, check out his American West, Europe, Antarctica, and Greek islands black and white images of land, sea, and architecture.

Ed Callaert

edcallaert.photoshelter.com

This nature photographer travels extensively along the west coastal and mountain states as well as upper to mid east coast United States. His gallery is full of colorful landscapes and seascapes with interesting composition techniques you may want to try.

Willard Clay

willardclay.photoshelter.com

This landscape and bird photographer has a vast collection in his gallery by states and a stunning collection under birds. He also teaches at Mayslake in the Forest Preserve District of Dupage County. Enjoy, study, and try.

Resource for camera repair, contributed by Bill Batalden:

APS (AUTHORIZED PHOTO SERVICE)

8125 River Dr # 100

Morton Grove, IL 60053

repair@authorizedphotoservice.com

(800) 406-2046

Bill said: "I recently had my camera & lens repaired at APS authorized camera repair. I felt the work was good and the price reasonable. They give an estimate, which you have to approve, before proceeding with the work. When I spoke with the owner, he said he could offer a 'Club' rate."

(Helpful Resources, *continued*)

Resource for camera repair, contributed by Sandy Wittman:

ROYAL CAMERA SERVICE, INC.

1134 E Lake Street

Hanover Park, IL

(630) 372-6150

Sandy said: “I had my Canon 7D Mark II repaired there this fall. They did an excellent job in about 10 days. The price was very reasonable. I found them to be knowledgeable and professional.”

Resource for infrared photography, contributed by Peter Pelke

LIFE PIXEL Infrared Camera Conversions

<https://www.lifepixel.com/>

(866) 610-1710

Resource for purchasing, selling, trading and repairing used camera equipment

KEH

<https://www.keh.com/>

(800) 342-5534

“The original curator and reseller of rare and quality camera gear, KEH has always envisioned a better way to support the passion and profession of photography. We’re proud to be the camera community’s choice for gear that goes further. Field-tested. Expert-graded. Sustainable. Exchangeable. KEH-approved.”

Street Photography Resource, contributed by Royal Pitchford

STREETSNAPPERS

<https://streetsnappers.com/>

Royal said: “If you’re interested in street photography, visit <https://streetsnappers.com/>. This company was founded and is operated by Brian Lloyd Duckett, a street photographer, author, photography advocate and social media figure, based in the UK and well-known across Europe. Scroll down the webpage for links to his books, workshops, YouTube videos and blog.

YouTube Channels by specific photographers

These were contributed by Doug Frey:

Nigel Danson - <https://www.youtube.com/@NigelDanson>

Adam Gibbs - <https://www.youtube.com/channel/UCDyKBQGE7OOsWeQIPWqVSzw>

fototripper (Gavin Hardcastle) - <https://www.youtube.com/@fototripper>

Simon D’Entremont - https://www.youtube.com/@simon_dentremont

Mark Denney - <https://www.youtube.com/@MarkDenneyPhoto>

Thomas Heaton - <https://www.youtube.com/@ThomasHeatonPhoto>

Ian Worth - https://www.youtube.com/@ian_worth/

A great collection of “how-to” videos:

Providence Photography DFW

<https://www.youtube.com/@providencephotographydfw>

Join the **Crystal Lake Camera Club Group Chat** on FaceBook:

<https://www.facebook.com/groups/446897199179146> or scan this QR Code:

This is a closed group, so only members have access. Request membership through the page. Then, post your favorite images, join in the discussions, share information about photo outings, speakers, contests, etc.

Only group members will see your posts.



IT'S TIME TO PAY CLCC DUES FOR 2025

Dues are \$25.00 for the year (such a deal!). Please give a check or cash to treasurer Gail Schulz, or mail it to:

Crystal Lake Camera Club

PO Box 2193

Crystal Lake, IL 60039-2193

Morning Breakfast Meeting – Everyone invited!

Please join your CLCC friends for the casual, monthly Saturday morning breakfast meeting. Lively discussions, good food! The next one will be on **Saturday, February 22, 2025, 8:30 AM** at

Buttered Toast Restaurant, 2520 Bunker Hill Dr, Algonquin.

RSVP to Karl-Heinz Gabbey (khgabbey@aol.com) if you plan to attend.

Photo Op At the Morton Arboretum: Of the Earth

The free exhibition will run through spring 2025.

Five large-scale sculptures by Polish American artist Olga Ziemka will be created exclusively for an exhibition at The Morton Arboretum, **Of the Earth**.

The exhibition will explore the artist's expression and philosophy that, she says, "We are nature." Ziemka said that her aim is to remind people that "everything in life is derived from the same basic elements that form everything in nature, including ourselves. There is no separation." In Polish, Ziemka means "of the earth."

The artist's work will be created from reclaimed tree branches and other natural materials gathered from various locations throughout the Arboretum's 1,700 acres.



Stillness in Motion (2023) by Olga Ziemka
Locally reclaimed branches, wire, metal armature
Morton Arboretum

A FRIEND OF MINE won't stop talking about photography. You can't shutter up.

First there was this silliness last month...

Then there was this response

Try putting her in a darkroom. Things may develop. It's a black and white issue.



Photo Op At the Chicago Botanic Garden: India Blooms - The Orchid Show

February 8 - March 23, 2025

Daily 10 AM - 4 PM

1000 Lake Cook Road

Glencoe, IL 60022

Adult: \$12 member / \$22 nonmember

Children ages 3 – 12: \$8 member / \$15 nonmember

Children 2 & under: Free



A Celebration of Color in Full Bloom - Through the harmony of tradition and modern design, the Orchid Show immerses you in the beauty of India. Behold a magnificent floor-to-ceiling peacock, its sweeping tail crafted from hundreds of orchid blooms. Marvel at a towering banyan tree with cascading roots and branches intricately enmeshed with vibrant orchids. Discover bursts of pigmented powders reflecting the vivid hues of Holi, the festival of colors.

Photographers' Hours

Tuesdays: 8:15 to 9:45 a.m. & 4:15 to 5:45 p.m.

Regular Days: \$17 Member/\$28 Nonmember

Free Days: \$17 Member/\$19 Nonmember

Pre-show ticketed access for photographers; capacity is limited. This is the only time tripods & monopods are allowed, no screens.

Orchids After Hours

February 14, 21, 28

March 7, 13, 14, 20, 21

5 to 8 p.m.

On Valentine's Day, plus every Friday of the Orchid Show and select Thursdays come mingle with the colorful blooms and enjoy a vibrant night out featuring cocktails and delicious bites for purchase.

Separate ticket required.

RETURNING IN APRIL 2025: CACCA 2025 POSTCARD COMPETITION!

Reflect on recent travels nearby or far away by reviewing images from your photo outings, then let your imagination and photo processing skills run wild as you conjure up your ideal postcard.

Each person may enter up to two postcard entries. Digital postcard entries must be JPEGs 1621 pixels wide by 1080 pixels tall, or 720 pixels wide by 1080 pixels tall, to conform with a standard postcard aspect ratio of 6 inches x 4 inches for horizontal image postcards and 4 inches x 6 inches for vertical image postcards. Maker-added text will be required.

Creating a postcard is an easy, inexpensive photo activity that everyone, no matter their photographic skill level, can participate in and learn from. The postcard competition provides for photographic fun, creativity, and the possibility of related local chapter programs. It is also another opportunity for everyone to directly get their images entered in a CACCA competition.

For complete instructions, go to caccaphoto.org. Then select the *Competitions* from the menu bar at the top. From that list, select *Divisions* and then *Postcard*.

Submission must be made no later than noon on Sunday, April 13, 2025. CLCC is a member of CACCA, so any CLCC member can enter this competition.

TWO OPPORTUNITIES TO SHOW YOUR IMAGES

SECOND SATURDAYS AT STARLINE

300 W. Front Street

Harvard IL 60033

815-943-4805

2nd Saturday Art Event: March 8, 2025

Submission Deadline: Monday, February 24, by 11:59 PM

Fee to Enter: \$25 for 3 Pieces

2nd Saturday Call For Art



Awards available for the juried show include:

- Best of Show (Art or Photography): \$50 Cash Prize and Starline Medal
- 1st Place for Art (any Artwork but Photography): \$25 Starline Gift Card and Starline Medal
- 1st Place for Photography (any Photography): \$25 Starline Gift Card and Starline Medal
- People's Choice (Art or Photography): \$25 Starline Gift Card and Starline Medal
- Judge's Option Honorable Mention (All entries): Starline Medal

Click here for the **PROSPECTUS**

Click here for the **SUBMISSION APPLICATION**



4th FRIDAYS ART EVENT AT THE DOLE

401 Country Club Rd

Crystal Lake, IL 60014

815-347-8535

4th Friday Art Event: January 28, 2025

Submission Deadline: Sunday, February 16, by midnight

Non-refundable submission fee: \$40 for up to 5 pieces submitted

Cash Awards - \$500 total:

- 5 Honorable Mentions: \$50 cash each
- 4th Fridays Team Choice: \$50 cash each
- Kim Holz Memorial Award: \$50 cash
- Nancy Merklings Choice: \$50 cash
- People's Choice Award: \$50 cash

Click here for the **PROSPECTUS** for the Photo-Only Exhibit.

Click here for the **SUBMISSION APPLICATION**



Note: Photos may also be submitted to the Mixed Art Exhibit, especially if the photo is larger than the requirements for the Photo-Only Exhibit. Click here for the Mixed Art Prospectus.

THE SEVENTH ANNUAL 6X6 PROJECT ART AUCTION AND FUNDRAISER

Raue Center's **6×6 PROJECT** fundraiser and online art auction & exhibition celebrates its seventh year of supporting arts with Art! All proceeds benefit Raue Center's fine arts education programs, **Mission Imagination** (MI) and **Raue Center School For The Arts** (RCSA), which has been enriching the lives of over 20,000 kids a year in the local community since 2001.

Artists of all ages and abilities are invited to participate by creating original works of art, in a variety of mediums, on 6×6" canvases. Since the inaugural event in 2019, 6×6 Project has raised over **\$95,000** for MI and RCSA with canvases coming from around the nation!

Create a mini-masterpiece and support the arts in your community!

Several of our CLCC members have participated in this event. It is a good way to get your images seen by a public that loves art, and you are supporting an arts venue right here in McHenry County. Entering is easy! Complete instructions are at the **6x6 PROJECT WEBSITE**.

Purchase one or two 6" X 6" canvases from the project partners (listed on the website and below) for a \$5 donation per canvas. They are available now through May 2, 2025. You must use these official canvases. Mount or print an image on the canvas and drop your artwork off by **May 13, 2025**. All artwork submitted to the **6×6 PROJECT** will be available for viewing and bidding online at **Auctria.com** beginning **June 1, 2025**. Artists and the public are invited to our reception on **June 14, 2025**. All canvases will be displayed at the reception - bidding will continue through the end of the reception.

[Click here for a PDF of Frequently Asked Questions \(FAQs\)](#)

[Click here for Participation Guidelines](#)

[Click here for a PDF of the Participation Form](#)

Project Partners:

Out of the Box – 71 N. Williams Street | Crystal Lake | (815) 444-7446

Makity Make – 203 E. Main Street | Algonquin | (224) 678-7090

Creative Arts, Inc. – 400 Highland Avenue | Crystal Lake | (815) 219-9243

Reprographics – 26 Crystal Lake Plaza | Crystal Lake | (815) 477-1018

Piano Trends – 35 Berkshire Drive | Crystal Lake | (815) 477-4266

Material Things – 103 E. Van Buren | Woodstock | (815) 575-9710

Raue Center For The Arts – 26 N. Williams St | Crystal Lake | (815) 356-9212 | Tu – Fr, 12 to 4 pm



SUPPORT THE ARTS WITH ART!