


SEPTEMBER, 2024

# Crystal Lake Camera Club

Serving Crystal Lake, IL and Surrounding Communities Since 1980  
[crystallakecameraclub.com](http://crystallakecameraclub.com)




## Sunset

*Taken by CLCC member Royal Pitchford  
See Pg. 2-5, "Shown at the August Meeting"*

## EXPLORE THIS ISSUE

Shown at the June Meeting	<u>Pg. 2-5, &amp; Cover</u>
The Future of CLCC	<u>Pg. 6</u>
Crystal Lake Camera Club Group Chat	<u>Pg. 6</u>
Software Solutions for Photo Editing (August Presentation)	<u>Pg. 7</u>
Notes from July Breakfast Meeting	<u>Pg. 8</u>
Galleries, Stories, Videos and Inspiration	<u>Pg. 9</u>
How To Enter the October 2024 Competition	<u>Pg. 10</u>
Club Calendar, Submitting for <i>Show &amp; Tell</i> and <i>Before &amp; After</i>	<u>Pg. 10</u>
Officers, Newsletter Submissions & Support	<u>Pg. 10</u>
Helpful Resources	<u>Pg 11-12</u>
Morton Arboretum: "Of The Earth"	<u>Pg. 13</u>
Two Opportunities to Show Your Images	<u>Pg. 14</u>

## SHOWN AT THE AUGUST MEETING



The images above were shown by Royal Pitchford. Clockwise from top left: Santa Barbara Sunset, St. Regis Chicago (taken from Navy Pier), Clouds at Sunset



These photos of mutton riders (the children's equivalent of bull riding) were taken by Doug Frey at the McHenry County Fair.



## SHOWN AT THE AUGUST MEETING



These photos of bull riders were taken by Doug Frey at the McHenry County Fair.



This is a *Before & After* pair by Rich Bickham called ***Spacetime 2***. The original image (left) is an Atmos Clock. To get the image on the right, Rich used PS Elements 12 to remove the white base, replaced the background with a sky shot taken at Grand Teton National Park, touched up the clock face with Bandid, Copy/Paste and others, and used Contrast & Brightness in numerous places on the clock face.





## SHOWN AT THE AUGUST MEETING



This is a *Before & After* pair by Rich Bickham, called ***Last Tree Standing***. The original image (above) was taken on the Gulf Coast of Florida. To get the image on the right, Rich used PS Elements 12 with cropping, selecting the sky and blowing it out to white, converting to Black & White (with the infrared option), then inverting the color.




This *Before & After* pair is ***An Old Barn***, shown by Judy Jorgensen.

Judy said: “I love old barns like this. I never go onto someone's property so I took the picture from the road toward the sun and, of course, got a really good shot of power lines.

There was nothing recoverable in the sky, so once I had lightened the image, I decided to replace that sky with one in my own collection. The edited image is much easier to look at, you can see the barn better, and the sky is more interesting and completely normal.”



## SHOWN AT THE AUGUST MEETING




This *Before & After* pair by Judy Jorgensen, ***Large Barn with Silo*** is another example of how sky can affect the image.

Judy said: “*The sky the day this was taken was washed out and boring so I picked a suitable one of my own to replace it with.*”




***Cabin On Clear Lake*** by Judy Jorgensen (shown below) demonstrates the image transformation by changing the sky.

The color image below left is not the source image, but similar. Judy said, “*This is not the original I was looking for, but the area is the same just framing the house across the lake this*



*time. [The cloud photo] was taken from Haligus Road just north of Ballard Road west of Crystal Lake. I love how the program automatically put color in the water and on the trees in the foreground. I love this combination of boring subject, boring original sky, overwhelming sky all put together. I hope you like it, too.*



## The Future of CLCC

### **Notes and News from July 9, 2024**

*Submitted by Steve Szalaj, CLCC Newsletter Editor*

- 15 people attended the July meeting.
- There was a short discussion about the need to update the club bylaws and the need for club officers.
- There are many roles that need to be filled in order to return CLCC to a fully active and valuable club.

### **PRESENTATION**

Club member Peter Pelke made an extensive presentation about using layers, content-aware fill, replacing sky, enhancing photos and using 'refine edge' in Photoshop Elements, and using the NIK Software suite.

*See the related story in this newsletter on page 7.*

### **SHOW & TELL**

- Royal Pitchford: Shared images of The St. Regis Hotel in Chicago, a Santa Barbara Sunset, and two other images of sunsets.
- Doug Frey: Shared images taken at the McHenry County Fair including mutton riders, bull riders and one of a horse rider with an American flag.

### **BEFORE & AFTER**

- Judy Jorgensen: Shared images of A Day At The Barn, Downtown Manistique, and Old Barn, all in both in the original image, and after replacing the sky and other edits
- Rich Bickham: Shared images of The Last Tree Standing and Spacetime 2 (Atmos Clock), all in both in the original image, and after replacing the sky or background and other edits.

### **UPCOMING MEETINGS**

- **September 10 Meeting:** The meeting will include Show & Tell and Before & After. Share your images so we can all learn from each other! Submit your images to Doug Frey ([doug.frey@me.com](mailto:doug.frey@me.com)) or Rich Bickham ([richbickham@comcast.net](mailto:richbickham@comcast.net)) by the Sunday before the meeting (see page 10 for details).
- **Morning Breakfast Meeting:** The last Saturday of the month at 8:30 am at Buttered Toast, 2520 Bunker Hill Dr, Algonquin. Everyone is invited! See related story, page 8.
- **October 8 Meeting:** Competition night - see information on page 10 for details about entering.

Join the **Crystal Lake Camera Club Group Chat** on FaceBook:

<https://www.facebook.com/groups/446897199179146> or scan this QR Code:

This is a closed group, so only members have access. Request membership through the page. Then, post your favorite images, join in the discussions, share information about photo outings, speakers, contests, etc.

Only group members will see your posts.





## SOFTWARE SOLUTIONS FOR PHOTO EDITING

*Notes from the presentation by Peter J. Pelke II at the August 13, 2024 meeting - this is the first of a series from this presentation. Peter Used Photoshop Elements 2024.*

### Replace Sky Method 1

1. Open Landscape image with “bad” sky
2. Open image with better sky
3. In Better sky image CTRL=A to select all in image; Then CTRL=C to copy
4. In Landscape image=> CTRL-V paste sky over landscape
5. Sky Layer selected use CTRL-T (Free Transform Mode) to drag and resize clouds at top of image
6. Use a blending mode in the layers palette => Soft Light, Screen, Overlay, etc. choose a style
7. Add layer mask to Sky layer (Square with round hole)
8. With the layer mask area highlighted, Use a large soft brush remove sky from land areas [Black=Conceals | White Reveals}
9. Use backslash key (\) to show red overlay to help you find what to paint. Zoom in if necessary. Press backslash(\) again to remove the overlay
10. Ctrl-L to open a levels control to adjust the contrast of the sky layer
11. Use the opacity setting in the Layers Palette to adjust sky layer further
12. Flatten image and Save As to rename your file (“Filename” number)
13. Edit in the NIK software as well



### Replace Sky Method 2

1. Open image that needs new sky
2. Open image with a better sky
3. In the image that needs new sky: Right Click on Background layer to duplicate the layer and make a background copy
4. In image that needs new sky Select=> Sky
5. Top menu=> Select => Inverse then click on the Layer Mask Icon (square with circle) creating a layer mask of the landscape you want to keep
6. (And/Or) Use refine edge under Select => Refine edge, use the pink overlay and adjust selection with the brush the select in refine edge output to=> New Layer W/ Layer Mask
7. Go to sky image Select All then Edit=> Copy
8. Paste sky image into Landscape image
9. Move Sky Layer below Landscape Layer mask image
10. Resize Sky Image to correct coverage and composition and location

## NOTES FROM THE JULY BREAKFAST MEETING

*July 27, 2024, 8:30 AM at Buttered Toast, 2520 Bunker Hill Dr, Algonquin*

*Submitted by Karl-Heinz Gabbey*

*To give you an idea of what happens at the breakfast meetings!*

Members present were Linda Hopp, William Tell, Steve Szalaj, Royal Pitchford, Doug Frey and Karl-Heinz Gabbey. The food and service at Buttered Toast are always excellent. It's a great deal of fun to talk informally about all things photography over good food. All members, experienced or new, with an interest in the wide world of photography are invited to join.

The first topic of discussion was about landscape photography and the "Landscape Photography Group." Members are encouraged to join the "Landscape Photography Group." The group meets periodically at different locations in the area, mostly in and around McHenry County. Check the schedule in the newsletter or on the CLCC web page for times and place. One of the locations was Glacier State Park, north of the town of McHenry on Rt. 31. Give your camera and yourself a healthy workout by joining the "Landscape Photography Group."

The second discussion was about street photography. Street photography, like most areas of photography, can cover a wide variety of subjects. Much of "street photography" involves people interacting with other people generally in an urban environment. Street images more often than not convey strong emotions of joy, sadness, the comedic, as well as the tragic moments of human existence. These type of images often move us and can leave deep, lasting impressions.

"4<sup>th</sup> Friday Art Event(s) at the Dole" came into the discussion. Doug distributed cards that describe the "Art Events." These "events" have been held monthly since January of this year. They've been scheduled every fourth Friday of the month. The next scheduled "Art Event at the Dole" is on August 23. The times for these events are from 6:00 p.m. to 9:00 p.m. On display are art works of all kinds, including photographs. These works can be purchased by visitors. The general public is invited. Admission is \$10.00 per person that includes "roving nibbles" served on platters. Cash bar(s) are also available. The upcoming "4<sup>th</sup> Friday" will run on Sept. 27, and Oct. 25. If you would like to enter your photograph(s) contact "www.NancyMerling.com" or call (815) 347-8535.

We also discussed photographing farmers' markets both in the area and at the capitol building in Madison, Wisconsin. There are many opportunities for some great images of colorful fruits and vegetables. "Street photography" is also a possibility at these markets. Make sure that you keep in mind the "rules" of photographing people "on the street" or at the market whom you don't know.

The last discussion involved the comparison of DSLRs vs. the new(er) "mirrorless" cameras. This was just one of many discussions that will likely continue for some time.

Come and join us for these CLCC breakfasts at Buttered Toast located on Bunker Hill Drive and Randall Road in Algonquin.

### **Morning Breakfast Meeting – Everyone invited!**

Please join your CLCC friends for the casual, monthly Saturday morning breakfast meeting. Lively discussions, good food! The next one will be held on Saturday, September 28, 2024, 8:30 a.m. at

**Buttered Toast Restaurant, 2520 Bunker Hill Dr, Algonquin.**

**RSVP to Karl-Heinz Gabbey ([khgabbey@aol.com](mailto:khgabbey@aol.com)) if you plan to attend.**



## GALLERIES, STORIES, VIDEOS AND INSPIRATION ON THE WEB

(Click any bold-face heading to follow the link)

### **10 Websites To Sell Photos And Images Online**

*At a time when just about every business needs content for their digital marketing efforts, photographers have unprecedented opportunities to monetize their work by selling photos online. This [forbes.com](#) post helps you find outlets for your work.*

### **Animals Interrupting Wildlife Photographers In The Cutest Ways Possible**

*The title says it all...*

### **Golden Ratio Photography Composition Explained**

*It's been used by artists for centuries, but is golden ratio photography composition as good as the rule of thirds? What is golden ratio photography composition? It's a unique method of framing your images, distinct from the more commonly used techniques among photographers.*


### **Dive Into B&W Color Theory To Get The Best Possible Monochromatic Photos**

*Here are some handy tricks on how to improve the tonal range with in-camera settings, filters and more. Whether you are using a DSLR or mirrorless camera, both offer a variety of Picture, Creative Styles, or Picture Control options. An option in many cameras is the Black and White setting,*

### **Olympics Photographers on What It Takes to Shoot the Paris Games**

*Two Getty Images staffers speak to The Hollywood Reporter about their assignments in Paris and how it feels to snap the photos seen 'round the world: "High profile, high pressure." (Oh, and that viral Snoop Dogg pic...)*

I have literally waited my entire lifetime to see this...



## THE TAKER OF THE PHOTO

I am the taker of the photos. I am the receiver of the groans, the eye-rolls and 'hurry ups'. I am the one who disrupts the moments to capture them. And sometimes it's hard to be that person. But I am also the holder of the memories...I am the one who keeps the precious proof. I am the bearer of the stories, the maker of the photo books that bring tears, laughter and love rushing into the room, each time they are opened. The eye-rolls will be replaced one day with absolute all-consuming gratitude, for the image of a smiling face so missed and a memory returned home to stay. Keep disrupting life to capture it, my friends, when it's all that is left; someone somewhere will be so very glad you did.

DONNA ASHWORTH - Growing Brave 🌱

## HOW TO ENTER THE OCTOBER 2024 COMPETITION

- Only DPI images (JPG) will be accepted for entry (no prints until further notice).
- No more than 2 Color images and 4 Mono images per entrant.
- Maximum JPG image size is 1400 pixels wide x 1050 pixels high.
- Entries must be sent to Rich Bickham ([richbickham@comcast.net](mailto:richbickham@comcast.net)) by Monday, September 23, 2024.
- The judges will be emailed the images September 24 and will have one week to score the images.
- The judges' scores will be submitted to Rich by Tuesday, October 1.
- Scores will be tallied and the results will be presented at the meeting on Tuesday, October 8.
- **Print Competition may resume with this October 2024 competition...Stay Tuned!!**

## CLUB MEETING CALENDAR

All meetings start at 7PM and are at the Algonquin Township Building, 3702 Northwest Hwy, Crystal Lake, in **Meeting Room 2**. Enter at the back of the building.

September 10      Show & Tell, Before & After

October 8          Competition, Show & Tell, Before & After

**Show & Tell** and **Before & After** have provided some lively, informative conversations for CLCC attendees. Great suggestions for outings and club offerings have come from these activities.

**For Show & Tell:** submit 3-4 JPG images to Doug Frey ([doug.frey@me.com](mailto:doug.frey@me.com)) or Rich Bickham ([richbickham@comcast.net](mailto:richbickham@comcast.net)) on the **Sunday before the meeting** date.

**For Before & After:** submit *pairs of JPG images* to Doug Frey ([doug.frey@me.com](mailto:doug.frey@me.com)) or Rich Bickham ([richbickham@comcast.net](mailto:richbickham@comcast.net)) on the **Sunday before the meeting** date. The pairs would include the image as it came out of the camera and the image after post-processing. Be prepared to tell (and perhaps even show) the changes that were made.

## CRYSTAL LAKE CAMERA CLUB OFFICERS

See The Club Directory For Contact Information

President	<a href="#">Judy Jorgensen</a>
Secretary	<a href="#">Kim Walkup</a>
Treasurer	<a href="#">Gail Schulz</a>
Board Member	<a href="#">Rich Bickham</a>

## YOUR IDEAS MATTER!

Do you have a story, images, trip, post-processing technique, event, etc. that would be good for Camera Club members to know about? Your submissions will make this newsletter valuable! Write it up, and send it to **Steven Szalaj**, Newsletter Editor, at [szjsings@mac.com](mailto:szjsings@mac.com). **Please make your submission by the 22<sup>nd</sup> of the month.**

## CLCC SUPPORT PERSONNEL

Newsletter Editor	<a href="#">Steven Szalaj</a>	Publicity	<b>OPEN</b>
Webmaster	Sandy Wittman	Competition Chairman	Rich Bickham
CACCA Delegate 1	Gail Schulz	Competition Assistant	John Williams
CACCA Delegate 2	<b>OPEN</b>	Competition Assistant	Ernie Hagenow
Education	Peter J.f Pelke II	Small Groups	<b>OPEN</b>
Advisor	<b>OPEN</b>	Outings	Karl-Heinz Gabbey
Advisor	<b>OPEN</b>	Refreshments	<b>OPEN</b>
Facebook Administrator	Doug Frey	Librarian	<b>OPEN</b>
Membership	<b>OPEN</b>	Mentor Program	<b>OPEN</b>



## Helpful Resources

*Contribute to this page! If you have resources that you find useful, please share that link with me. Include a short summary of what can be found in the link. The reference can be a video, web page, PDF, or any other format that has an online link. Send your contributions to [szjsings@mac.com](mailto:szjsings@mac.com) by the 20<sup>th</sup> of each month.*

*~SJS, Newsletter Editor*

Profoto Tutorials, submitted by Kevin Getty:

### **Tips and Tricks**

**<https://profoto.com/us/tips>**

A terrific collection to help photographers of any level.

Photographic Composition Webinar, submitted by Scott Larsen:

### **The Art of Photography: Crafting Compelling Compositions**

**[tinyurl.com/5ak88xt6](https://tinyurl.com/5ak88xt6)**

Natural Habitat Adventures posts a weekly webinar. This hour-long video is very helpful.

Photographers you may be interested in viewing, contributed by Judy Jorgensen:

### **Dan Anderson**

**[danielandersonphotography.com/](https://danielandersonphotography.com/)**

Beautiful color landscapes and seascapes with striking composition from America, Norway, Faroe Islands, Scotland, Patagonia, Ireland, Antarctica, Europe, Iceland, etc. If you love black and white, check out his American West, Europe, Antarctica, and Greek islands black and white images of land, sea, and architecture.

### **Ed Callaert**

**[edcallaert.photoshelter.com](https://edcallaert.photoshelter.com)**

This nature photographer travels extensively along the west coastal and mountain states as well as upper to mid east coast United States. His gallery is full of colorful landscapes and seascapes with interesting composition techniques you may want to try.

### **Willard Clay**

**[willardclay.photoshelter.com](https://willardclay.photoshelter.com)**

This landscape and bird photographer has a vast collection in his gallery by states and a stunning collection under birds. He also teaches at Mayslake in the Forest Preserve District of Dupage County. Enjoy, study, and try.

Resource for camera repair, contributed by Bill Batalden:

### **APS (AUTHORIZED PHOTO SERVICE)**

8125 River Dr # 100

Morton Grove, IL 60053

[repair@authorizedphotoservice.com](mailto:repair@authorizedphotoservice.com)

(800) 406-2046

Bill said: "I recently had my camera & lens repaired at APS authorized camera repair. I felt the work was good and the price reasonable. They give an estimate, which you have to approve, before proceeding with the work. When I spoke with the owner, he said he could offer a 'Club' rate."

(Helpful Resources, *continued*)

Resource for camera repair, contributed by Sandy Wittman:

**ROYAL CAMERA SERVICE, INC.**

1134 E Lake Street

Hanover Park, IL

(630) 372-6150

Sandy said: "I had my Canon 7D Mark II repaired there this fall. They did an excellent job in about 10 days. The price was very reasonable. I found them to be knowledgeable and professional."

Resource for infrared photography, contributed by Peter Pelke

**LIFE PIXEL Infrared Camera Conversions**

<https://www.lifepixel.com/>

(866) 610-1710

Resource for purchasing, selling, trading and repairing used camera equipment

**KEH**

<https://www.keh.com/>

(800) 342-5534

"The original curator and reseller of rare and quality camera gear, KEH has always envisioned a better way to support the passion and profession of photography. We're proud to be the camera community's choice for gear that goes further. Field-tested. Expert-graded. Sustainable. Exchangeable. KEH-approved."

Street Photography Resource, contributed by Royal Pitchford

**STREETSNAPPERS**

<https://streetsnappers.com/>

Royal said: "If you're interested in street photography, visit <https://streetsnappers.com/>. This company was founded and is operated by Brian Lloyd Duckett, a street photographer, author, photography advocate and social media figure, based in the UK and well-known across Europe. Scroll down the webpage for links to his books, workshops, YouTube videos and blog.

YouTube Channels by specific photographers

These were contributed by Doug Frey:

**Nigel Danson** - <https://www.youtube.com/@NigelDanson>

**Adam Gibbs** - <https://www.youtube.com/channel/UCDyKBQGE7OOsWeQIPWqVSzw>

**fototripper (Gavin Hardcastle)** - <https://www.youtube.com/@fototripper>

**Simon D'Entremont** - [https://www.youtube.com/@simon\\_dentremont](https://www.youtube.com/@simon_dentremont)

**Mark Denney** - <https://www.youtube.com/@MarkDenneyPhoto>

**Thomas Heaton** - <https://www.youtube.com/@ThomasHeatonPhoto>

**Ian Worth** - [https://www.youtube.com/@ian\\_worth/](https://www.youtube.com/@ian_worth/)



## Morton Arboretum Sculpture Show



**Mind Eye (2023)** by Olga Ziemska  
Locally reclaimed wood logs, metal armature  
Morton Arboretum

### Of the Earth

*The exhibition will run through spring 2025.*

Five large-scale sculptures by Polish American artist Olga Ziemska will be created exclusively for a new exhibition at The Morton Arboretum, **Of the Earth**.

The exhibition will explore the artist's expression and philosophy that, she says, "We are nature." Ziemska said that her aim is to remind people that "everything in life is derived from the same basic elements that form everything in nature, including ourselves. There is no separation." In Polish, Ziemska means "of the earth."

The artist's work will be created from reclaimed tree branches and other natural materials gathered from various locations throughout the Arboretum's 1,700 acres. "I am giving reclaimed natural materials a new life and transforming them from nature into new forms," Ziemska said.



**Stillness in Motion (2023)** by Olga Ziemska  
Locally reclaimed branches, wire, metal armature  
Morton Arboretum

## TWO OPPORTUNITIES TO SHOW YOUR IMAGES

### 4th FRIDAYS AT STARLINE

300 W. Front Street  
Harvard IL 60033  
815-943-4805

4th Friday Event: September 27, 2024

Submission Deadline: Monday, September 16, by midnight

Fee to Enter: \$25 for 3 Pieces

<https://starlinefactory.com/call-for-art-2/>



Awards available for the juried show include:

- Best of Show (Art or Photography): \$50 Cash Prize and Starline Medal
- 1st Place for Art (any Artwork but Photography): \$25 Starline Gift Card and Starline Medal
- 1st Place for Photography (any Photography): \$25 Starline Gift Card and Starline Medal
- People's Choice (Art or Photography): \$25 Starline Gift Card and Starline Medal
- Judge's Option Honorable Mention (All entries): Starline Medal

Click here for the **SUBMISSION APPLICATION**

Click here for the **PROSPECTUS**

Click here for directions on **HOW TO ENTER ART INTO THE STARLINE 4TH FRIDAY EVENT**



### 4th FRIDAYS ART EVENT AT THE DOLE

401 Country Club Rd  
Crystal Lake, IL 60014  
815-347-8535

4th Friday Event: September 27, 2024

Submission Deadline: Sunday, September 15, by midnight

Non-refundable submission fee: \$35 for up to 5 pieces

Cash Awards:

- 4th Fridays Team Choice: \$50 cash each
- Nancy Merkling Choice: \$50 cash
- Kim Holz Memorial Award: \$50 cash
- 5 Honorable Mentions: \$50 cash each
- People's Choice Award: \$50 cash

Click here for the **PROSPECTUS**



**Special Offer:** For any CLCC member who sends Nancy Merkling an email ([nancy@nancymerkling.com](mailto:nancy@nancymerkling.com)), she will give you a code for a free submission to the 4th Fridays Art Event. This code will be good through November, 2024. She encourages people to attend one of the 4th Friday Art Events before entering.