

OCTOBER, 2024

Crystal Lake Camera Club

Serving Crystal Lake, IL and Surrounding Communities Since 1980

crystallakecameraclub.com



Bald Eagle

Taken by CLCC member Linda Blue

See Pg. 2-5, "Shown at the September Meeting"

EXPLORE THIS ISSUE

Shown at the June Meeting

Open House Chicago

Software Solutions for Photo Editing

Notes from the September Breakfast Meeting

The Future of CLCC

Crystal Lake Camera Club Group Chat

Galleries, Stories, Videos and Inspiration

The Use Of AI - For Thought and Discussion

How To Enter the December 2024 Competition

Club Calendar, Submitting for *Show & Tell* and *Before & After*

Officers, Newsletter Submissions & Support

Helpful Resources

Two Opportunities to Show Your Images

Morton Arboretum: "Of The Earth"

[Pg. 2-5, & Cover](#)

[Pg. 6](#)

[Pg. 7-8](#)

[Pg. 8](#)

[Pg. 9](#)

[Pg. 10](#)

[Pg. 10](#)

[Pg. 11](#)

[Pg. 12](#)

[Pg. 12](#)

[Pg. 12](#)

[Pg. 13-14](#)

[Pg. 15](#)

[Pg. 16](#)

SHOWN AT THE SEPTEMBER MEETING

Lake In The Hills Fen

Monochrome by
Doug Frey







This image of a *Bald Eagle*, and the one on the cover page, were shown by Lynda Blue.

Lynda said: “*These were taken at The National Eagle Center in Wabasha, MN. Both of them are injured, so they can never be released back into the wild. These were taken with my iPhone.*”


SHOWN AT THE SEPTEMBER MEETING

Wild Turkeys

Color Images by
Doug Frey



SHOWN AT THE SEPTEMBER MEETING



The photos on pages 4 & 5 are by Carl Papp. Carl is on the photography crew at his granddaughter's high school.



SHOWN AT THE SEPTEMBER MEETING



Open House Chicago

Submitted by Steve Szalaj

Every October, the Chicago Architecture Center (CAC) hosts **Open House Chicago** - a free public festival that offers self-guided history and architecture trails throughout Chicago, talks and programming, and behind-the-scenes access to architecturally, historically and culturally significant sites across the city.

Open House Chicago (OHC) is one of the largest events of its kind in the world. This year's **in-person site visits occur on October 19 - 20**, with extended programming and city-wide self-guided tours available for the entire month of October.




This year's program highlights more than 20 Chicago neighborhoods, North Shore suburbs and Oak Park, with self-guided tours, outdoor exploration on themes including community engagement, green spaces, historic preservation, residential architecture and more. OHC 2024 will have its first-ever **Photo Competition**. Any photos taken on October 19-20 can be submitted in four categories: Interior, Exterior, Architectural Detail and Black & White.

When you participate in the in-person site visits on October 19-20, there are CAC docents and volunteers to guide you into most places. Some sites are places that are not usually open to the public, such as the Cliff Dwellers Club, which offers spectacular views of Lake Michigan and Millennium Park. Other sites, that usually require an entrance fee, have free access. It is a great way to get unusual views of the city, its architecture and stunning, rarely seen spaces.

For more information see the **Open House Chicago web site**. Right now, you can enjoy archives of OHC since 2015. Especially check out the pre-pandemic years. You will also find this year's **list of sites**.

There is an app to help guide your explorations. Chicago Architecture Center members get exclusive perks.

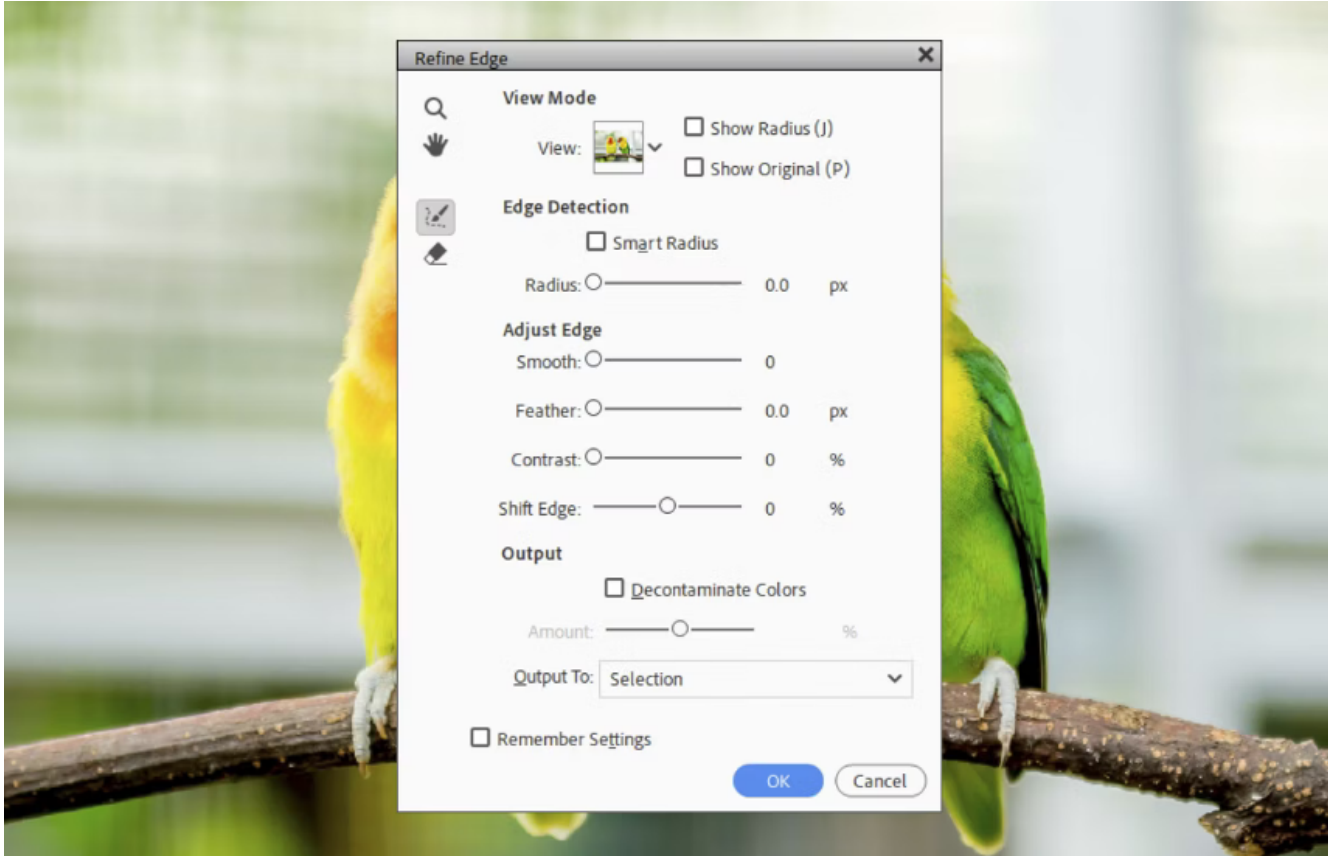
This is a wonderful way to see Chicago.



SOFTWARE SOLUTIONS FOR PHOTO EDITING

Another in the series of notes from the presentation by Peter J. Pelke II at the August 13, 2024 meeting. Peter Used Photoshop Elements 2024.

REFINE EDGE



In Photoshop Elements, you can fine-tune your selection using the Refine Edge dialog box (select a portion of an image, right-click the selection, and choose Refine Edge from the context menu). You can also open the Refine Edge dialog by choosing Select > Refine Edge.

To open the Refine Edge dialog on a Mac, select a portion of an image, Command-click the selection, and choose Refine Edge.

- **View Mode.** From the View pop-out menu, choose a view mode for your selection. Press F to cycle through the modes
- **Show Radius.** Displays the radius of the edge refinement.
- **Refine Radius and Erase Refinements tools.** Precisely adjust the border area in which edge refinement occurs. To quickly toggle from one tool to the other, press E. To change the brush size, press the bracket keys. Note: Brush over soft areas such as hair or fur, to add fine details to the selection.
- **Smart Radius.** Automatically adjusts the radius for hard and soft edges found in the border region. Deselect this option if the border is uniformly hard- or soft-edged, or if you want to control the Radius setting and refinement brushes more precisely.

(Software Solutions, *continued*)

- **Radius.** Determines the size of the selection border in which edge refinement occurs. Use a small radius for sharp edges, and a large one for softer edges.
- **Smooth.** Reduces irregular areas ("hills and valleys") in the selection border to create a smoother outline.
- **Feather.** Blurs the transition between the selection and surrounding pixels.
- **Contrast.** When increased, soft-edged transitions along the selection border become more abrupt. Typically, the Smart Radius option and refinement tools are more effective.
- **Shift Edge.** Moves soft-edged borders inward with negative values or outward with positive ones. Shifting these borders inward can help remove unwanted background colors from selection edges.
- **Decontaminate Colors.** Replaces color fringes with the color of fully selected pixels nearby. The strength of color replacement is proportionate to the softness of selection edges.
Important: Because this option changes pixel color, it requires output to a new layer or document. Retain the original layer so you can revert back to it if needed. (To easily see changes in pixel color, choose Reveal Layer for the View Mode.)
- **Amount.** Changes the level of decontamination and fringe replacement.
- **Output To.** Determines whether the refined selection becomes a selection or mask on the current layer or produces a new layer or document.

Notes from the September Breakfast Meeting

*September 28, 2024, 8:30 AM at Buttered Toast, 2520 Bunker Hill Dr, Algonquin
 Submitted by Karl-Heinz Gabbey*

We had a very nice breakfast on Saturday, September 28. Members present were CLCC President Judy Jorgensen, Bill Tell, Doug Frey, Rich Bickham, Royal Pitchford, Tom Esser, and yours truly, Karl-Heinz Gabbey. Doug presented the results of the survey that he and Judy had distributed to the members who were present at our rescheduled meeting on Monday, September 24. Doug also sent the survey via email to the members who were not present at the meeting. According to Doug, so far about 40% of the members responded. Members who had not yet responded to the survey were encouraged to submit them through email to Doug. All members received a copy of the survey through their emails.

A big THANK YOU to Doug for compiling the survey information and doing the analysis regarding which aspect of photography CLCC members would like to learn. A large response by members was directed to photo editing/post production. Other interests were in nature and landscape photography.

We also had discussions regarding various makes of "mirrorless cameras," and their lenses, specifically Sony, Nikon, Panasonic, and Bill Tell's Leica.

Again, the breakfast and discussions were fun and informative. All members are welcome to attend.

The next Crystal Lake Camera Club breakfast will be held on Saturday, October 26.

The Future of CLCC

Notes and News from September 16, 2024

Submitted by Lynda Blue, CLCC Member

- 12 people attended the September meeting.
- Thanks to Lynda Blue for taking notes.
- As we awaited more arrivals, Doug Frey told us he had taken [the September 10] re-scheduled meeting night to visit the Elgin club that also meet on the second Tuesday. Their attendance was down to about 7 members that evening. Conversations were about the similar struggles they are facing as we have had since Covid.
- There are many roles that need to be filled in order to return CLCC to a fully active and valuable club.

Show and Tell participants:

- Lynda Blue - Bald Eagle images
- Doug Frey - Veteran Acres, Yonder Prairie, Lake in the Hills Fen, and Birds On the Fox River
- Carl Papp - Marching Band and Flag Drill Teams (Carl has signed up for photographer crew at his granddaughter's high school)

Before & After

- Jeff Chemelewski - Flower and landscape images

Google Maps

- Doug Frey opened Google Maps to show us where one of his photos was taken at the Lake in the Hills Fen. Very helpful.

Wonderful discussions rounded out the night with EVERYONE present participating.

- Field Trip venues and the preparation needed by the leader for each location a group is taken to.
- Competition interest and value at the local club level.
- The value of visiting and participation at 4th Friday events in both Harvard and Crystal Lake.
- The annual Sycamore Steam Engine parade and show.
- A current survey form passed out, given to Doug Frey. He has fine tuned it and distributed it to all CLCC members.
- Photo stacking.
- Google Maps and Google Earth as helps in learning the lay of the land for landscape photography.
- Various issues and ideas for the safe saving of images, finding those images again, etc.
- What are some of the needs of our members, and how can we meet them.
- Club organization, by-laws, and election of office holders and board members.
- Setting up one on one {or two} help sessions with members' own laptops and software.

UPCOMING MEETINGS

- **October 8 Meeting:** Competition night (entry is now closed).
- **Morning Breakfast Meeting:** The last Saturday of the month at 8:30 am at Buttered Toast, 2520 Bunker Hill Dr, Algonquin. Everyone is invited! This month the meeting is October 26. See related story, page 8.
- **November 12 Meeting:** *Show & Tell, Before & After* - See Pg. 12 "Club Meeting Calendar" for information about participating in these events.

Join the **Crystal Lake Camera Club Group Chat** on FaceBook:

<https://www.facebook.com/groups/446897199179146> or scan this QR Code:

This is a closed group, so only members have access. Request membership through the page. Then, post your favorite images, join in the discussions, share information about photo outings, speakers, contests, etc.

Only group members will see your posts.



GALLERIES, STORIES, VIDEOS AND INSPIRATION ON THE WEB

(Click any bold-face heading, or underlined text, to follow the link)

Nikon 2024 Comedy Wildlife Photography Awards

A gallery of the finalists from the 2024 Comedy Wildlife Photography Awards competition. Winners will be announced on the 10th of December 2024. You can vote for the People's Choice Award which runs from September 26 until October 31.

The Morton Salt complex was given new life - a photographer captured the transformation

She never intended to become a photographer but that is what Sandra Steinbrecher is and in her new book "The Salt Shed: The Transformation of a Chicago Landmark," she shows herself to be an extraordinary one. A terrific Chicago story by Rick Kogan.

11 unforgettable scenes from the Wildlife Photographer of the Year Awards

This is a competition by Popular Science. Serene, fierce, whimsical: Nature has it all. This beautiful gallery is full of excellent images.

A photographer captures life in America's last remaining old-growth forests

In the last 10 years, David Herasimtschuk has photographed forests across the Pacific Northwest, documenting the inhabitants of these last remaining old-growth ecosystems. From salamanders and salmon to bears and mountain lions, his images illustrate not only the beauty of the forests and their creatures but the symbiotic relationships which are vital to the forests' health and the planet's welfare.

How to Take the Best Northern Lights Photos with an iPhone

Since our area is seeing more frequent displays of the Aurora Borealis, Outside Magazine astrotourism expert, Stephanie Vermillion, gives an easy step-by-step guide, tips, and gear hacks that will set you up for stunning shots of the Northern Lights.

Morning Breakfast Meeting – Everyone invited!

Please join your CLCC friends for the casual, monthly Saturday morning breakfast meeting. Lively discussions, good food! The next one will be held on Saturday, October 26, 2024, 8:30 a.m. at

Buttered Toast Restaurant, 2520 Bunker Hill Dr, Algonquin.

RSVP to Karl-Heinz Gabbey (khgabbey@aol.com) if you plan to attend.

The Use Of AI - For Thought and Discussion

Editor's Note: This was submitted by CLCC member Sandy Wittman. What do you think? Perhaps we can share our thoughts at the next meeting. Sandy said:

My friend Harriet Feagin lives in the Texas Panhandle, and we often travel together to photograph. She posted the following on Facebook this week. I thought it might be of interest and certainly is a subject for discussion. Harriet gave me permission to send this to you.



The program she used was a free trial of Adobe Dreamweaver. She said that this picture is very small. If you want something bigger, you have to buy the program. The terms she used were sailboat, lake, moonlight, mountains.

Adobe Dreamweaver is a proprietary web development tool from Adobe. It was created by Macromedia in 1997 and developed by them until Macromedia was acquired by Adobe Systems in 2005. Adobe Dreamweaver is available for the macOS and Windows operating systems.

HOW TO ENTER THE DECEMBER 2024 COMPETITION

- Only DPI images (JPG) will be accepted for entry (no prints until further notice).
- No more than 2 Color images and 4 Mono images per entrant.
- Maximum JPG image size is 1400 pixels wide x 1050 pixels high.
- Entries must be sent to Rich Bickham (richbickham@comcast.net) by Monday, November 25, 2024.
- The judges will be emailed the images November 26 and will have one week to score the images.
- The judges' scores will be submitted to Rich by Tuesday, December 3.
- Scores will be tallied and the results will be presented at the meeting on Tuesday, December 10.
- **Print Competition may resume soon...Stay Tuned!!**

CLUB MEETING CALENDAR

All meetings start at 7PM and are at the Algonquin Township Building, 3702 Northwest Hwy, Crystal Lake, in **Meeting Room 2**. Enter at the back of the building.

October 8 Competition, Show & Tell, Before & After

November 12 Show & Tell, Before & After

Show & Tell and **Before & After** have provided some lively, informative conversations for CLCC attendees. Great suggestions for outings and club offerings have come from these activities.

For Show & Tell: submit 3-4 JPG images to Doug Frey (doug.frey@me.com) or Rich Bickham (richbickham@comcast.net) on the **Sunday before the meeting** date.

For Before & After: submit *pairs of JPG images* to Doug Frey (doug.frey@me.com) or Rich Bickham (richbickham@comcast.net) on the **Sunday before the meeting** date. The pairs would include the image as it came out of the camera and the image after post-processing. Be prepared to tell (and perhaps even show) the changes that were made.

CRYSTAL LAKE CAMERA CLUB OFFICERS

See The Club Directory For Contact Information

President	Judy Jorgensen
Secretary	Kim Walkup
Treasurer	Gail Schulz
Board Member	Rich Bickham

YOUR IDEAS MATTER!

Do you have a story, images, trip, post-processing technique, event, etc. that would be good for Camera Club members to know about? Your submissions will make this newsletter valuable! Write it up, and send it to **Steven Szalaj**, Newsletter Editor, at szjsings@mac.com. **Please make your submission by the 22nd of the month.**

CLCC SUPPORT PERSONNEL

Newsletter Editor	Steven Szalaj	Publicity	OPEN
Webmaster	Sandy Wittman	Competition Chairman	Rich Bickham
CACCA Delegate 1	Gail Schulz	Competition Assistant	John Williams
CACCA Delegate 2	OPEN	Competition Assistant	Ernie Hagenow
Education	Peter J.f Pelke II	Small Groups	OPEN
Advisor	OPEN	Outings	Karl-Heinz Gabbey
Advisor	OPEN	Refreshments	OPEN
Facebook Administrator	Doug Frey	Librarian	OPEN
Membership	OPEN	Mentor Program	OPEN

Helpful Resources

Contribute to this page! If you have resources that you find useful, please share that link with me. Include a short summary of what can be found in the link. The reference can be a video, web page, PDF, or any other format that has an online link. Send your contributions to szjsings@mac.com by the 20th of each month.

~SJS, Newsletter Editor

Profoto Tutorials, submitted by Kevin Getty:

Tips and Tricks

<https://profoto.com/us/tips>

A terrific collection to help photographers of any level.

Photographic Composition Webinar, submitted by Scott Larsen:

The Art of Photography: Crafting Compelling Compositions

tinyurl.com/5ak88xt6

Natural Habitat Adventures posts a weekly webinar. This hour-long video is very helpful.

Photographers you may be interested in viewing, contributed by Judy Jorgensen:

Dan Anderson

danielandersonphotography.com/

Beautiful color landscapes and seascapes with striking composition from America, Norway, Faroe Islands, Scotland, Patagonia, Ireland, Antarctica, Europe, Iceland, etc. If you love black and white, check out his American West, Europe, Antarctica, and Greek islands black and white images of land, sea, and architecture.

Ed Callaert

edcallaert.photoshelter.com

This nature photographer travels extensively along the west coastal and mountain states as well as upper to mid east coast United States. His gallery is full of colorful landscapes and seascapes with interesting composition techniques you may want to try.

Willard Clay

willardclay.photoshelter.com

This landscape and bird photographer has a vast collection in his gallery by states and a stunning collection under birds. He also teaches at Mayslake in the Forest Preserve District of Dupage County. Enjoy, study, and try.

Resource for camera repair, contributed by Bill Batalden:

APS (AUTHORIZED PHOTO SERVICE)

8125 River Dr # 100

Morton Grove, IL 60053

repair@authorizedphotoservice.com

(800) 406-2046

Bill said: "I recently had my camera & lens repaired at APS authorized camera repair. I felt the work was good and the price reasonable. They give an estimate, which you have to approve, before proceeding with the work. When I spoke with the owner, he said he could offer a 'Club' rate."

(Helpful Resources, *continued*)

Resource for camera repair, contributed by Sandy Wittman:

ROYAL CAMERA SERVICE, INC.

1134 E Lake Street

Hanover Park, IL

(630) 372-6150

Sandy said: "I had my Canon 7D Mark II repaired there this fall. They did an excellent job in about 10 days. The price was very reasonable. I found them to be knowledgeable and professional."

Resource for infrared photography, contributed by Peter Pelke

LIFE PIXEL Infrared Camera Conversions

<https://www.lifepixel.com/>

(866) 610-1710

Resource for purchasing, selling, trading and repairing used camera equipment

KEH

<https://www.keh.com/>

(800) 342-5534

"The original curator and reseller of rare and quality camera gear, KEH has always envisioned a better way to support the passion and profession of photography. We're proud to be the camera community's choice for gear that goes further. Field-tested. Expert-graded. Sustainable. Exchangeable. KEH-approved."

Street Photography Resource, contributed by Royal Pitchford

STREETSNAPPERS

<https://streetsnappers.com/>

Royal said: "If you're interested in street photography, visit <https://streetsnappers.com/>. This company was founded and is operated by Brian Lloyd Duckett, a street photographer, author, photography advocate and social media figure, based in the UK and well-known across Europe. Scroll down the webpage for links to his books, workshops, YouTube videos and blog.

YouTube Channels by specific photographers

These were contributed by Doug Frey:

Nigel Danson - <https://www.youtube.com/@NigelDanson>

Adam Gibbs - <https://www.youtube.com/channel/UCDyKBQGE7OOsWeQIPWqVSzw>

fototripper (Gavin Hardcastle) - <https://www.youtube.com/@fototripper>

Simon D'Entremont - https://www.youtube.com/@simon_dentremont

Mark Denney - <https://www.youtube.com/@MarkDenneyPhoto>

Thomas Heaton - <https://www.youtube.com/@ThomasHeatonPhoto>

Ian Worth - https://www.youtube.com/@ian_worth/

TWO OPPORTUNITIES TO SHOW YOUR IMAGES

4th FRIDAYS AT STARLINE

300 W. Front Street
Harvard IL 60033
815-943-4805

4th Friday Event: October 25, 2024 - *Season Finale!*
Submission Deadline: Monday, October 14, by midnight
Fee to Enter: \$25 for 3 Pieces
<https://starlinefactory.com/call-for-art-2/>



Awards available for the juried show include:

- Best of Show (Art or Photography): \$50 Cash Prize and Starline Medal
- 1st Place for Art (any Artwork but Photography): \$25 Starline Gift Card and Starline Medal
- 1st Place for Photography (any Photography): \$25 Starline Gift Card and Starline Medal
- People's Choice (Art or Photography): \$25 Starline Gift Card and Starline Medal
- Judge's Option Honorable Mention (All entries): Starline Medal

Click here for the **SUBMISSION APPLICATION**

Click here for the **PROSPECTUS**

Click here for directions on **HOW TO ENTER ART INTO THE STARLINE 4TH FRIDAY EVENT**



4th FRIDAYS ART EVENT AT THE DOLE

401 Country Club Rd
Crystal Lake, IL 60014
815-347-8535

4th Friday Event: October 25, 2024 - *Last Show until January!*
Submission Deadline: Sunday, October 13, by midnight
Non-refundable submission fee: \$35 for up to 5 pieces
Cash Awards:

- 4th Fridays Team Choice: \$50 cash each
- Nancy Merkling Choice: \$50 cash
- Kim Holz Memorial Award: \$50 cash
- 5 Honorable Mentions: \$50 cash each
- People's Choice Award: \$50 cash

Click here for the **PROSPECTUS**



Special Offer: For any CLCC member who sends Nancy Merkling an email (nancy@nancymerkling.com), she will give you a code for a free submission to the 4th Fridays Art Event. This code will be good through November, 2024. She encourages people to attend one of the 4th Friday Art Events before entering.

Morton Arboretum Sculpture Show



Mind Eye (2023) by Olga Ziemska
Locally reclaimed wood logs, metal armature
Morton Arboretum

Of the Earth

The exhibition will run through spring 2025.

Five large-scale sculptures by Polish American artist Olga Ziemska will be created exclusively for a new exhibition at The Morton Arboretum, **Of the Earth**.

The exhibition will explore the artist's expression and philosophy that, she says, "We are nature." Ziemska said that her aim is to remind people that "everything in life is derived from the same basic elements that form everything in nature, including ourselves. There is no separation." In Polish, Ziemska means "of the earth."

The artist's work will be created from reclaimed tree branches and other natural materials gathered from various locations throughout the Arboretum's 1,700 acres. "I am giving reclaimed natural materials a new life and transforming them from nature into new forms," Ziemska said.



Stillness in Motion (2023) by Olga Ziemska
Locally reclaimed branches, wire, metal armature
Morton Arboretum