

JULY, 2024

Crystal Lake Camera Club

Serving Crystal Lake, IL and Surrounding Communities Since 1980
crystallakecameraclub.com



Earthrise

Taken aboard Apollo 8 by William Anders, December 24, 1968
See related story, Pg. 11


EXPLORE THIS ISSUE

Nancy Merklings To Present July 9	Pg. 2
Shown at the June Meeting	Pg. 3-6
Celebrating Club Members	Pg. 7-8
The Future of CLCC	Pg. 9
Crystal Lake Camera Club Group Chat	Pg. 10
Morning Breakfast Meeting	Pg. 10
Galleries, Stories, Videos and Inspiration	Pg. 11
Humor...?	Pg. 12
Club Calendar, Submitting for <i>Show & Tell</i> and <i>Before & After</i>	Pg. 13
Officers, Newsletter Submissions & Support	Pg. 13
Helpful Resources	Pg. 14-15
Art of the Land Amateur Photography Contest	Pg. 15
Morton Arboretum: "Of The Earth"	Pg. 16
Two Opportunities to Show Your Images	Pg. 17

Nancy Merkling To Present At The July 9 Meeting

The Creative Process is a technique for generating ideas, moving ideas forward, artwork producing and more. As H.Jackson Brown Jr said, "Talent without discipline is like an octopus on rollerskates. There's plenty of movement but you never know if it's going to be backwards, forwards or sideways."

Nancy Merkling is a SEEITA [self-employed entrepreneur in the arts] whose company, Nancy Merkling Photography Productions, puts her in the roles of Director of Photography, Commercial Photographer, Photography Mentor + Instructor, Professional Presenter, Travel Workshop Producer, Art Event Producer, Marketing Director and Chief Executive Problem Solver. For Nancy to stay relevant and passionate in her field, she follows the Creative Process for her personal fine art photography as well as all the other roles she plays in the business of art.



Nance presents the *5 Step Creative Process* for innovative problem solving, idea generating and artwork producing to help artists learn the structure of forward movement and how to lean into this discipline for the best possible results in your personal creative plan.



Samples of
Nance's work



SHOWN AT THE JUNE MEETING

Images on this page are by CLCC member Peter Pelke. Peter said:

"I showed some images from the Volo Bog and the McHenry Dam, both captured in infrared."

The camera is an Olympus PEN PM2 from Lifepixel.com. To do the conversion, the hot mirror filter is removed. For mirrorless cameras, you do not need to calibrate the lenses for proper focus. My camera is converted to 720 nm (nanometers), a mid range IR conversion. When you use infrared, you need a custom white balance using an image of bright sunlit green grass to get the proper tonalities in the image."

(Editor's Note: If you go to Lifepixel.com, there are galleries of infrared photography, infrared time lapse photography, infrared video, and infrared stop-motion. Enjoy!)



At the McHenry Dam



At The Volo Bog

SHOWN AT THE JUNE MEETING



The photos on this page are by CLCC member Linda Hopp.

She said: “[The first photo is] a spotless lady bug (or Lady beetle) on a stalk of hare’s tail grass taken at Point Lobos State Park in Carmel By The Sea CA. [The other] 3 photos were all taken at the McHenry Dam area. The turtle was my favorite, but the Sandhill Crane walking near the no walking sign was funny and the balloon just caught my eye in a moment of whimsy.”



SHOWN AT THE JUNE MEETING

The photos on this page are by CLCC member Linda Hopp.

She said: *"These are all the same photo from Volo Bog."*

The photo on top is straight out of camera.




The middle photo is edited in color.



The bottom photo is edited in Black & White. I was just playing with various effects to see what they looked like next to each other. The B&W was purposely edited with strong structural features."




SHOWN AT THE JUNE MEETING




The photos on this page are by CLCC member Doug Frey. The images were taken at the **Lake-In-The-Hills Fen**.

Doug said: *“The cone flowers were shot at 16mm and f16, with focus on the closest flower to get the largest depth of field. Shooting at f16 into the sun will get the star burst effect on the sun.”*



“The macro shot was using a Viltrox 75mm f1.2 lens with a 11mm extension tube, allowing to focus very close with out having a macro lens. This was shot at f1.4 to get a very shallow depth of field, focus in on one specific part of the flower. This allows for a very dreamy effect.”



Celebrating Club Members

Recently, several CLCC members have entered their photos in the juried show for the *4th Friday Art Event at the Dole*. Linda Hopp had two photos in the April show, and Doug Frey had an image in the June show. Entries are curated before they are accepted into the shows, so it is an honor just to have an image in a show.

Doug Frey's monochrome image, titled "What Once Was" won the *People's Choice Award* for the month, and was purchased by an attendee!

Linda Hopp's *Stormy* was also purchased by an attendee! Linda also showed *Night Lights*.



What Once Was
Monochrome by Doug Frey
Presented at the 4th Friday Art Event at the Dole
June 2024
Winner of the People's Choice Award, and sold

Celebrating Club Members

Stormy

Color Image by Linda Hopp
*Presented at the
4th Friday Art Event
at the Dole
April 2024, and sold*



Night Lights

Color Image by Linda Hopp
*Presented at the
4th Friday Art Event
at the Dole
April 2024*



The Future of CLCC

Notes and News from June 11, 2024

Submitted by Gail Schulz, CLCC Treasurer

- Welcome to new members Time Keaveny and Jim Zei.
- Welcome also to Kevin Getty, Bill Tell & Jacklyn Crosby

Cease and Desist Letter

We received a letter informing us of copyright infringement from an image that was published in our newsletter. The newsletter page of the club website has subsequently been taken down and an attorney has been looking into any further actions needed on our part. *(Editor's Note: Per a phone conversation with webmaster Sandy Wittman, it is the opinion of the attorney and Sandy that this is a scam. Under the copyright law, any use of and image comes under the "fair use" clause, since we would be using it for educational purposes.)*

SHOW & TELL

- Doug Frey: fields of flowers including corn flowers, macro flower shots with a Viltrox lens
- Peter Pelke: infrared photos around McHenry Dam, Volo Bog
 - a mirrorless camera does not need to be calibrated for infrared; use the grass to white balance
- Linda Hopp: spotless lady bug, McHenry Dam in black and white and color, turtle, crane and balloon

BREAKFAST MEETING

Karl Gabi gave a synopsis of the June 1 breakfast meeting. Topics discussed included:

- Lightroom editing
- Locations of and for photos: McHenry Dam, Fox River
- The benefits of Fuji and Leica cameras
- Potential photo outings
- Use of KEH.com to buy, sell & trade pre-owned camera equipment
- To again start small group specialized meetings

PRESENTATION

Kevin Getty gave a comprehensive discussion on photographing the eclipse titled "Chasing Totality." This included the use of a telescope and its calibrations.

A short video clip was played, with editing from PowerDirector Video Editing Suite that used a musical score, "Burnt Spirit" by Kevin Macleod.

UPCOMING MEETINGS

- **July 9 Meeting:** Our guest presenter will be Nancy Merklings from Nancy Merklings Productions and 4th Fridays Art Event at the Dole.
- **Morning Breakfast Meeting:** The last Saturday of the month at 8:30 am at Buttered Toast, 2520 Bunker Hill Dr, Algonquin. Everyone is invited!
- **August 13 Meeting:** Our presenter will be CLCC member, Peter Pelke. He will discuss photo editing using Photoshop Elements and the NIK suite of photo editing tools.

Crystal Lake Camera Club Presents: Photo Editing



Date: August 13, 2024

Time: 7:00 pm

Questions: Peter J. Pelke II
847.346.9957**Morning Breakfast Meeting – Everyone invited!**

Please join your CLCC friends for the casual, monthly Saturday morning breakfast meeting. Lively discussions, good food! The next one will be held on Saturday, July 27, 2024, 8:30 a.m. at

Buttered Toast Restaurant, 2520 Bunker Hill Dr, Algonquin.

RSVP to Karl Gabbey (khgabbey@aol.com) if you plan to attend.

Join the **Crystal Lake Camera Club Group Chat** on FaceBook:

<https://www.facebook.com/groups/446897199179146> or scan this QR Code:

This is a closed group, so only members have access. Request membership through the page. Then, post your favorite images, join in the discussions, share information about photo outings, speakers, contests, etc.

Only group members will see your posts.



Earthrise

Submitted by Sandra Wittman, CLCC Webmaster

The power of photography. Of all the incredible things he accomplished in his long life, William Anders will be most remembered by his iconic photograph *Earthrise*, photographed from space on December 24, 1968. The iconic picture shows Earth peeking out from beyond the lunar surface as the first crewed spacecraft circumnavigated the Moon, with astronauts Anders, Frank Borman and Jim Lovell aboard. “Suddenly I looked out the window, and here was this gorgeous orb coming up.” Anders described of Earth. “For me, it made me realize that the earth was small, delicate and not the center of the universe. We came all this way to explore the moon, and the most important thing is that we discovered the Earth,” Anders famously said.

On June 8, 2024, William Anders died in a plane crash in Washington state, according to his son, Gregory Anders. He was 90 years old.

Read the full CNN article [HERE](#).



GALLERIES, STORIES, VIDEOS AND INSPIRATION ON THE WEB

(Click any bold-face heading to follow the link)

A.I. Is Getting Better Fast. Can You Tell What's Real Now?

Artificial intelligence tools can create lifelike faces and realistic photographs — and they are getting better all the time. But there are still some telltale signs that an image was made by A.I. Can you tell the difference? Take this NYTimes quiz. (Ed. Note - I got 6 out of 10.)

The Lost Art of the Negative

Film cameras are seeing another renaissance. But some new photographers are leaving something behind: the tea-colored originals that determine the life of pictures.

These amazing drone's-eye views of our world are up for best drone photo

Drone photography has really evolved over the years, says Emanuela Ascoli, one of the judges for this year's Siena Drone Photo Awards. That's thanks to the advancement in technology. Drones can now fly faster, secure better quality images and as a result of their GPS, can move precisely and maintain stable positions.

Shortlist: 2024 Australian Geographic Nature Photographer of the Year

Here are the shortlisted images for the Australian Geographic Nature Photographer of the Year awards for 2024, showcasing the year's best wildlife and landscape photos.

Is taking your camera on vacation just a distraction?

What's better, aimless sightseeing or immersing yourself in your destination? Pro shooter Bella Falk chimes in on travel photography in this post from Digital Camera World.

THIS IS FOR ALL THE NATURAL LIGHT PHOTOGRAPHERS

MARIANNA RUDAKOVA

06/22/2024 · 1 MIN READ



"WHAT DOES A PHOTOGRAPHER DO WHEN THE LIGHT BULB DIES?
THEY JUST RAISE THEIR ISO INSTEAD OF CHANGING IT."

Caption Contest Anyone?

*"Must...wait...for...the...sunbeam...
to...hit...the...deer's...face...just...
right..."*

Does the photo speak to you? Have a little fun, and think of a caption. Submit it to me, Steve Szalaj (szjsings@mac.com), and I'll share them in the next newsletter...

"Holding my breath - I don't want to scare the scarlet tanager..."



It's time to pay CLCC dues for 2024. Dues are \$25.00 for the year (such a deal!). Please give a check to our treasurer, Gail Schulz, or mail it to:

**Crystal Lake Camera Club
PO Box 2193
Crystal Lake, IL 60039-2193**

CLUB MEETING CALENDAR

All meetings start at 7PM and are at the Algonquin Township Building, 3702 Northwest Hwy, Crystal Lake, in **Meeting Room 2**. Enter at the back of the building.

July 9	Guest Presenter Nancy Merkling, of Nancy Merkling Productions and the Fourth Friday Art Event at the Dole.
August 13	CLCC member, Peter Pelke will discuss photo editing using Photoshop Elements and the NIK suite of photo editing tools.

Show & Tell and *Before & After* have provided some lively, informative conversations for CLCC attendees. Great suggestions for outings and club offerings have come from these activities.

For Show & Tell: submit 3-4 JPG images to Rich Bickham (richbickham@comcast.net) on the **Sunday before the meeting date**.

For Before & After: submit *pairs of JPG images* to Rich Bickham (richbickham@comcast.net) on the **Sunday before the meeting date**. The pairs would include the image as it came out of the camera and the image after post-processing. Be prepared to tell (and perhaps even show) the changes that were made.

CRYSTAL LAKE CAMERA CLUB OFFICERS

See The Club Directory For Contact Information

President	<u>Judy Jorgensen</u>
Secretary	<u>Kim Walkup</u>
Treasurer	<u>Gail Schulz</u>
Board Member	<u>Rich Bickham</u>

YOUR IDEAS MATTER!

Do you have a story, images, trip, post-processing technique, event, etc. that would be good for Camera Club members to know about? Your submissions will make this newsletter valuable! Write it up, and send it to **Steven Szalaj, Newsletter Editor** at the email address in the club directory. **Please make your submission by the 22nd of the month.**

CLCC SUPPORT PERSONNEL

Newsletter Editor	<u>Steven Szalaj</u>	Publicity	OPEN
Webmaster	Sandy Wittman	Competition Chairman	Rich Bickham
CACCA Delegate 1	Gail Schulz	Competition Assistant	John Williams
CACCA Delegate 2	OPEN	Competition Assistant	Ernie Hagenow
Education	Peter Pelke II	Small Groups	OPEN
Advisor	OPEN	Outings	Karl Gabby
Advisor	OPEN	Refreshments	OPEN
Facebook Administrator	Doug Frey	Librarian	OPEN
Membership	OPEN	Mentor Program	OPEN

Helpful Resources

Contribute to this page! If you have resources that you find useful, please share that link with me. Include a short summary of what can be found in the link. The reference can be a video, web page, PDF, or any other format that has an online link. Send your contributions to szjsings@mac.com by the 20th of each month.

~SJS, Newsletter Editor

Profoto Tutorials, submitted by Kevin Getty:

Tips and Tricks

<https://profoto.com/us/tips>

A terrific collection to help photographers of any level.

Photographic Composition Webinar, submitted by Scott Larsen:

The Art of Photography: Crafting Compelling Compositions

tinyurl.com/5ak88xt6

Natural Habitat Adventures posts a weekly webinar. This hour-long video is very helpful.

Photographers you may be interested in viewing, contributed by Judy Jorgensen:

Dan Anderson

danielandersonphotography.com/

Beautiful color landscapes and seascapes with striking composition from America, Norway, Faroe Islands, Scotland, Patagonia, Ireland, Antarctica, Europe, Iceland, etc. If you love black and white, check out his American West, Europe, Antarctica, and Greek islands black and white images of land, sea, and architecture.

Ed Callaert

edcallaert.photoshelter.com

This nature photographer travels extensively along the west coastal and mountain states as well as upper to mid east coast United States. His gallery is full of colorful landscapes and seascapes with interesting composition techniques you may want to try.

Willard Clay

willardclay.photoshelter.com

This landscape and bird photographer has a vast collection in his gallery by states and a stunning collection under birds. He also teaches at Mayslake in the Forest Preserve District of Dupage County. Enjoy, study, and try.

Resource for camera repair, contributed by Bill Batalden:

APS (AUTHORIZED PHOTO SERVICE)

8125 River Dr # 100

Morton Grove, IL 60053

repair@authorizedphotoservice.com

(800) 406-2046

Bill said: "I recently had my camera & lens repaired at APS authorized camera repair. I felt the work was good and the price reasonable. They give an estimate, which you have to approve, before proceeding with the work. When I spoke with the owner, he said he could offer a 'Club' rate."

(Helpful Resources, *continued*)

Resource for camera repair, contributed by Sandy Wittman:

ROYAL CAMERA SERVICE, INC.

1134 E Lake Street

Hanover Park, IL

(630) 372-6150

Sandy said: “I had my Canon 7D Mark II repaired there this fall. They did an excellent job in about 10 days. The price was very reasonable. I found them to be knowledgeable and professional.”

Resource for infrared photography, contributed by Peter Pelke

LIFE PIXEL Infrared Camera Conversions

<https://www.lifepixel.com/>

(866) 610-1710

Resource for purchasing, selling, trading and repairing used camera equipment

KEH

<https://www.keh.com/>

(800) 342-5534

“The original curator and reseller of rare and quality camera gear, KEH has always envisioned a better way to support the passion and profession of photography. We’re proud to be the camera community’s choice for gear that goes further. Field-tested. Expert-graded. Sustainable. Exchangeable. KEH-approved.”

Art of the Land Amateur Photography Contest

The Land Conservancy of McHenry County (TLC) hosts the *Art of the Land Amateur Photography Contest* each year to highlight the inspiring natural landscapes found throughout McHenry County. Once you sign up, you will be matched with a site and sent notifications on what’s blooming around the county, tips and tricks for taking winning photos, and which invasive species are in bloom that should NOT be photographed.

The contest is open now. The cost is \$10 for three images. Images must be submitted both digital and print. Full instructions for the contest are at:

<https://conservemc.org/photo-contest/>

Morton Arboretum Sculpture Show



Mind Eye (2023) by Olga Ziemka
Locally reclaimed wood logs, metal armature
Morton Arboretum

Of the Earth

The exhibition will run through spring 2025.

Five large-scale sculptures by Polish American artist Olga Ziemka will be created exclusively for a new exhibition at The Morton Arboretum, **Of the Earth**.

The exhibition will explore the artist's expression and philosophy that, she says, "We are nature." Ziemka said that her aim is to remind people that "everything in life is derived from the same basic elements that form everything in nature, including ourselves. There is no separation." In Polish, Ziemka means "of the earth."

The artist's work will be created from reclaimed tree branches and other natural materials gathered from various locations throughout the Arboretum's 1,700 acres. "I am giving reclaimed natural materials a new life and transforming them from nature into new forms," Ziemka said.



Stillness in Motion (2023) by Olga Ziemka
Locally reclaimed branches, wire, metal armature
Morton Arboretum

TWO OPPORTUNITIES TO SHOW YOUR IMAGES

4th FRIDAYS AT STARLINE

300 W. Front Street
Harvard IL 60033
815-943-4805

4th Friday Event: July 26, 2024

Submission Deadline: Monday, July 15, at 11:59 PM

Fee to Enter: \$25 for 3 Pieces

<https://starlinefactory.com/call-for-art-2/>

Awards available for the juried show include:

- Best of Show (Art or Photography): \$50 Cash Prize and Starline Medal
- 1st Place for Art (any Artwork but Photography): \$25 Starline Gift Card and Starline Medal
- 1st Place for Photography (any Photography): \$25 Starline Gift Card and Starline Medal
- People's Choice (Art or Photography): \$25 Starline Gift Card and Starline Medal
- Judge's Option Honorable Mention (All entries): Starline Medal

Click here for the **SUBMISSION APPLICATION**

Click here for the **PROSPECTUS**

Click here for directions on **HOW TO ENTER ART INTO THE STARLINE 4TH FRIDAY EVENT**



4th FRIDAYS ART EVENT AT THE DOLE

401 Country Club Rd
Crystal Lake, IL 60014
815-347-8535

4th Friday Event: July 26, 2024

Submission Deadline for the July 26 Event: Sunday, June 14, by midnight

Non-refundable submission fee: \$35 for up to 5 pieces

Cash Awards:

- 4th Fridays Team Choice: \$50 cash each
- Nancy Merklings Choice: \$50 cash
- Kim Holz Memorial Award: \$50 cash
- 5 Honorable Mentions: \$50 cash each
- People's Choice Award: \$50 cash

Click here for the **PROSPECTUS**