

DECEMBER, 2024

Crystal Lake Camera Club

Serving Crystal Lake, IL and Surrounding Communities Since 1980
crystallakecameraclub.com



Gullfoss Hvita Canyon (Iceland)

Color Image by Scott Larsen

(See related story, Pg. 2)

EXPLORE THIS ISSUE

Images from the November Meeting
Talking Cameras
Kudos!
The Future of CLCC
Breakfast Meeting
Software Solutions for Photo Editing
Crystal Lake Camera Club Group Chat
Club Calendar, Submitting for *Show & Tell* and *Before & After*
Officers, Newsletter Submissions & Support
Helpful Resources
Photo Ops At the Morton Arboretum
Lightscape at the Chicago Botanic Garden
Galleries, Stories, Videos and Inspiration

Pg. 2-7, & Cover

Pg. 8

Pg. 9

Pg. 10

Pg. 11

Pg. 11

Pg. 11

Pg. 12

Pg. 12

Pg. 13-14

Pg. 15

Pg. 16

Pg. 16

**PLEASE NOTE: THE
DECEMBER 10, 2024
MEETING HAS BEEN
CANCELLED**

IMAGES FROM THE NOVEMBER 2024 SHOW & TELL



*About Scott Larsen's
image on the cover*

Gullfoss Hvita Canyon:

“Visitors to Iceland will usually travel along the 'Golden Circle'. This is one of the sites along the trail. The Hvita River flows from the snow-covered upland mountains. A dramatic waterfall (Gullfoss) precedes a 66' drop down into the canyon which extends for about 2.5 kilometers. Nikon D500 and Nikkor 16-60mm lens.”

Cascade

Color Image by Scott Larsen

“The cascading falls are the result of heated underground water coming to the surface and interacting with the limestone to form calcium carbonate. The white color. Heat seeking bacteria are responsible for the various colors. The location is Mammoth Springs in Yellowstone National Park. Taken with a Nikon D500 and Nikkor 16-35mm lens.”



Concentration

Color Image by Scott Larsen

“This brown bear (aka Grizzly) was roaming through a creek bed within the Kenai National Park in Alaska. Nikon D850 with a Nikkor 70-200mm lens. ”

IMAGES FROM THE NOVEMBER 2024 SHOW & TELL



Don't Slip!

Color Image by Scott Larsen

“This image was taken upon an Icelandic glacier. Sink holes are a common phenomenon. Surface runoff finds a weakness in the ice and begins to carve out a depression. The water will often find the bottom of the glacier and aid in its movement. Nikon D500 and Nikkor 16-80mm lens.”



Pleasant Ridge Methodist Church (1888)

Color Image by Doug Frey

IMAGES FROM THE NOVEMBER 2024 SHOW & TELL



Pleasant Ridge Methodist Church (1888)
Color Image by Doug Frey





Wingate Prairie
Color Image by Doug Frey

IMAGES FROM THE NOVEMBER 2024 SHOW & TELL

Kevin Getty shared information about the Libertyville Dog Days of Summer. This is a dog distance jumping competition. "There was a huge water tank setup in a street next to the Cook Memorial Library building. They had both professional and amateur jumpers at the event. I found it a challenge not only from the action, but also the sun, water reflection and surrounding buildings was a challenge to know what settings to use. Fortunately, I shot in RAW as usual, and I was able to get some decent shots after post editing."

These are some of the images he presented.



IMAGES FROM THE NOVEMBER 2024 SHOW & TELL



Arashiyama Flatboat
Monochrome Image by
Peter J. Pelke II

“This image was processed in NIK for Black and White, structure added and a slight vignette to focus the eyes on the boat. This is one of my favorite images from my trip to Japan.”

Schoolboy
Color Image by
Peter J. Pelke II

“This was a "decisive moment" image of the charming little Japanese schoolboy in his uniform enthralled with the pastries in the shop. Despite his best efforts, his mother would not buy him anything. Cell phone image processed with NIK to enhance detail and colors as well as adding a slight vignette to focus the viewer's eye.”




IMAGES FROM THE NOVEMBER 2024 SHOW & TELL

Wheat Fields, Auvers-sur-Oise, France

Color Image by Steven Szalaj

“This field was painted by Van Gogh in his later years while he lived in Auvers-sur-Oise”



Winged Victory of Samothrace, Louvre

Color Image by Steven Szalaj

The Pond in Monet's Garden, Giverny

Color Image by Steven Szalaj



CLCC TALKING CAMERAS BEFORE THE MEETING

Arrive to our meetings early (6:30 PM or so) and chat about all things photo. *Someone* will have the answers you need (or at least make something up...).



KUDOS

CLCC member Linda Hopp received honorable mention at October Fourth Friday at the Dole photo art show.



The Future of CLCC

Notes and News from November 12, 2024

Submitted by CLCC Member Linda Christopher

- CLCC Meeting was attended by 21 members and began before 6:30 pm with people bringing in their cameras to begin our pre-meeting mentoring time.
- Our first order of business was attending to the proposed by-laws from 2019 that were never enacted. A lively discussion ensued, followed by a motion and second to accept the proposed by-laws, which passed with a show of hands.
- Doug Frey led us with a slide presentation and discussion of additional survey input by the members. Doug, Gail Schulz, and Karl Gabby volunteered to coordinate club outings for the remainder of November and December this year. The newsletter will be utilized for long term arrangements and emails for the shorter notice plans. All participants will be encouraged to show images taken during the outings at the following club meeting.
- Kevin Getty will assume the competition coordinator responsibilities with the help of Peter. We will not be participating in any CACCA events for a while, so our competitions will be within the club. The first competition will be in February 2025. What judges are looking for and how the scoring works will be emphasized to the club membership. Everyone is encouraged to participate.
- Anyone who has judged, or who is interested in judging, should add their name to the list that Kevin has started.
- Our December meeting will consist of holiday snacks and beverages thanks to Gail (CLCC Treasurer) and include the 6:30 pm mentoring session, a Lightroom workflow presentation by Royal Pitchford, Show & Tell and Before & After with a *Holiday* Theme.
- The theme for the January meeting will be *Snow* for Show & Tell and Before & After. There will also be a Landscape presentation by Jeff Chemelewski. Mentoring will begin at 6:30 PM.
- Other items discussed included:
 - How members prefer to get club information - CLCC Facebook page seems favorite.
 - How we can get more engaged with the community - encourage participation in 4th Fridays; however displays at local businesses was very labor intensive and may not be worth it.
 - Expect a greeter and name tags again beginning in December.
 - Should the meeting day and/or time be changed to encourage more attendance?
 - A monthly theme for images.
 - Please do not hesitate to request specific help with your problem area because someone is waiting with answers or suggestions.
 - We ended with Show & Tell.
- See you next month (hopefully sooner).
- **UPCOMING MEETINGS**
 - **Morning Breakfast Meeting:** The last Saturday of the month at 8:30 am at Buttered Toast, 2520 Bunker Hill Dr, Algonquin. Everyone is invited! This month the meeting is on December 28.
 - **DECEMBER 10 MEETING: THIS MEETING IS CANCELLED**
 - **January 14 Meeting:** *Show & Tell, Before & After* with a *Holiday* theme, Royal Pitchford's presentation on images and workflow, and **TREATS & REFRESHMENTS!**
 - **February 11 Meeting:** Competition returns! Look for more information about entering. *Show & Tell, Before & After*, Landscape Photography presentation by Jeff Chemelewski.

Morning Breakfast Meeting – Everyone invited!

Please join your CLCC friends for the casual, monthly Saturday morning breakfast meeting. Lively discussions, good food! The next one will be on **Saturday, December 28, 2024, 8:30 AM** at

Buttered Toast Restaurant, 2520 Bunker Hill Dr, Algonquin.

RSVP to Karl-Heinz Gabbey (khgabbey@aol.com) if you plan to attend.

SOFTWARE SOLUTIONS FOR PHOTO EDITING

Another in the series of notes from the presentation by Peter J. Pelke II at the August 13, 2024 meeting. Peter Used Photoshop Elements 2024.

CONTENT AWARE FILL

In Photoshop Elements, you can crop out an unwanted distraction in an image using *Content Aware Fill*.

Extend Background

1. Duplicate Layer CTRL – J
2. Use Crop Tool to extend canvas on Layer 1 and turn off “eye” on Background Layer
3. Select an empty area with Rectangular Marquee Tool and Click Add for other side
4. Use Edit=> Fill Selection-> Content Aware Fill (Note: Uncheck Preserve Transparency)
5. Select => Deselect
6. Refine using Clone Stamp and Spot Healing Tool (Note: Review up close with Magnify, there may be may be a thin white line between the original image, and the newly created part).

Edge Stretching

1. Use Rectangular Marquee tool select to the edge
2. Use Content Aware Fill
3. For the thin white line
 1. Use Clone Stamp Tool
 2. Alt + Click to select area to clone (Note: Pick clone area from different places in your image)

Join the **Crystal Lake Camera Club Group Chat** on FaceBook:

<https://www.facebook.com/groups/446897199179146> or scan this QR Code:

This is a closed group, so only members have access. Request membership through the page. Then, post your favorite images, join in the discussions, share information about photo outings, speakers, contests, etc.

Only group members will see your posts.



CLUB MEETING CALENDAR

All meetings start at 7PM and are at the Algonquin Township Building, 3702 Northwest Hwy, Crystal Lake, in **Meeting Room 2**. Enter at the back of the building.

DECEMBER 10 THIS MEETING IS CANCELLED

January 14 Show & Tell, Before & After, TREATS!!
 Royal Pitchford's presentation on images and workflow

February 11 Competition returns! Show & Tell, Before & After,
 Landscape Photography presentation by Jeff Chemelewski

Show & Tell and *Before & After* have provided some lively, informative conversations for CLCC attendees. Great suggestions for outings and club offerings have come from these activities.

For Show & Tell: submit 3-4 JPG images to Doug Frey (doug.frey@me.com) on the **Sunday before the meeting** date. You can also bring them on a flash drive.

For Before & After: submit *pairs of JPG images* to Doug Frey (doug.frey@me.com) on the **Sunday before the meeting** date, or bring the images on a flash drive. The pairs would include the image as it came out of the camera and the image after post-processing. Be prepared to tell (and perhaps even show) the changes that were made.

YOUR IDEAS MATTER!

Do you have a story, images, trip, post-processing technique, event, etc. that would be good for Camera Club members to know about? Your submissions will make this newsletter valuable! Write it up, and send it to **Steven Szalaj, Newsletter Editor**, at szjsings@mac.com. **Please make your submission by the 22nd of the month.**

CLCC SUPPORT PERSONNEL

Newsletter Editor	<u>Steven Szalaj</u>	Publicity	OPEN
Webmaster	Sandy Wittman	Competition Chairman	OPEN
CACCA Delegate 1	Gail Schulz	Competition Assistant	Peter J.f Pelke II
CACCA Delegate 2	OPEN	Small Groups	OPEN
Education	Peter J.f Pelke II	Outings	Karl-Heinz Gabbey
Advisor	OPEN	Refreshments	OPEN
Advisor	OPEN	Librarian	OPEN
Facebook Administrator	Doug Frey	Mentor Program	OPEN
Membership	OPEN		

Helpful Resources

Contribute to this page! If you have resources that you find useful, please share that link with me. Include a short summary of what can be found in the link. The reference can be a video, web page, PDF, or any other format that has an online link. Send your contributions to szjsings@mac.com by the 20th of each month.

~SJS, Newsletter Editor

Profoto Tutorials, submitted by Kevin Getty:

Tips and Tricks

<https://profoto.com/us/tips>

A terrific collection to help photographers of any level.

Photographic Composition Webinar, submitted by Scott Larsen:

The Art of Photography: Crafting Compelling Compositions

tinyurl.com/5ak88xt6

Natural Habitat Adventures posts a weekly webinar. This hour-long video is very helpful.

Photographers you may be interested in viewing, contributed by Judy Jorgensen:

Dan Anderson

danielandersonphotography.com/

Beautiful color landscapes and seascapes with striking composition from America, Norway, Faroe Islands, Scotland, Patagonia, Ireland, Antarctica, Europe, Iceland, etc. If you love black and white, check out his American West, Europe, Antarctica, and Greek islands black and white images of land, sea, and architecture.

Ed Callaert

edcallaert.photoshelter.com

This nature photographer travels extensively along the west coastal and mountain states as well as upper to mid east coast United States. His gallery is full of colorful landscapes and seascapes with interesting composition techniques you may want to try.

Willard Clay

willardclay.photoshelter.com

This landscape and bird photographer has a vast collection in his gallery by states and a stunning collection under birds. He also teaches at Mayslake in the Forest Preserve District of Dupage County. Enjoy, study, and try.

Resource for camera repair, contributed by Bill Batalden:

APS (AUTHORIZED PHOTO SERVICE)

8125 River Dr # 100

Morton Grove, IL 60053

repair@authorizedphotoservice.com

(800) 406-2046

Bill said: "I recently had my camera & lens repaired at APS authorized camera repair. I felt the work was good and the price reasonable. They give an estimate, which you have to approve, before proceeding with the work. When I spoke with the owner, he said he could offer a 'Club' rate."

(Helpful Resources, *continued*)

Resource for camera repair, contributed by Sandy Wittman:

ROYAL CAMERA SERVICE, INC.

1134 E Lake Street

Hanover Park, IL

(630) 372-6150

Sandy said: "I had my Canon 7D Mark II repaired there this fall. They did an excellent job in about 10 days. The price was very reasonable. I found them to be knowledgeable and professional."

Resource for infrared photography, contributed by Peter Pelke

LIFE PIXEL Infrared Camera Conversions

<https://www.lifepixel.com/>

(866) 610-1710

Resource for purchasing, selling, trading and repairing used camera equipment

KEH

<https://www.keh.com/>

(800) 342-5534

"The original curator and reseller of rare and quality camera gear, KEH has always envisioned a better way to support the passion and profession of photography. We're proud to be the camera community's choice for gear that goes further. Field-tested. Expert-graded. Sustainable. Exchangeable. KEH-approved."

Street Photography Resource, contributed by Royal Pitchford

STREETSNAPPERS

<https://streetsnappers.com/>

Royal said: "If you're interested in street photography, visit <https://streetsnappers.com/>. This company was founded and is operated by Brian Lloyd Duckett, a street photographer, author, photography advocate and social media figure, based in the UK and well-known across Europe. Scroll down the webpage for links to his books, workshops, YouTube videos and blog.

YouTube Channels by specific photographers

These were contributed by Doug Frey:

Nigel Danson - <https://www.youtube.com/@NigelDanson>

Adam Gibbs - <https://www.youtube.com/channel/UCDyKBQGE7OOsWeQIPWqVSzw>

fototripper (Gavin Hardcastle) - <https://www.youtube.com/@fototripper>

Simon D'Entremont - https://www.youtube.com/@simon_dentremont

Mark Denney - <https://www.youtube.com/@MarkDenneyPhoto>

Thomas Heaton - <https://www.youtube.com/@ThomasHeatonPhoto>

Ian Worth - https://www.youtube.com/@ian_worth/

A great collection of "how-to" videos:

Providence Photography DFW

<https://www.youtube.com/@providencephotographydfw>

Photo Ops At the Morton Arboretum Of the Earth

The free exhibition will run through spring 2025.

Five large-scale sculptures by Polish American artist Olga Ziemka will be created exclusively for an exhibition at The Morton Arboretum, **Of the Earth**.

The exhibition will explore the artist's expression and philosophy that, she says, "We are nature." Ziemka said that her aim is to remind people that "everything in life is derived from the same basic elements that form everything in nature, including ourselves. There is no separation." In Polish, Ziemka means "of the earth."

The artist's work will be created from reclaimed tree branches and other natural materials gathered from various locations throughout the Arboretum's 1,700 acres. "I am giving reclaimed natural materials a new life and transforming them from nature into new forms," Ziemka said.



Stillness in Motion (2023) by Olga Ziemka
Locally reclaimed branches, wire, metal armature
Morton Arboretum

Illumination: Tree Lights at The Morton Arboretum

Opens November 16, 2024, and goes through January 4, 2025, daily, 4:30 - 9:30 PM

Illumination: Tree Lights at The Morton Arboretum features 17 displays of lights and music that highlight the beauty of trees in winter.

A secluded glade is strung with fairy lights, kinetic LED tall grasses honor a Midwest native species, and trees light up with a hug. New this year, Celebration Circle is an interactive light display in The Gerard T. Donnelly Grand Garden featuring four sets of illuminated tree-shaped installations, each synced to the music of a different instrument. Exciting features and immersive installations in this festive experience will delight all ages along a one-mile path that is fully ADA compliant.



Warm up by a crackling fire and roast marshmallows for s'mores, stop in one of the concession tents for snacks and beverages along the Illumination trail, or sit down to a delicious meal at the Ginkgo Restaurant to view a laser light finale on Meadow Lake.

Electric Illumination offers a special late-night Illumination experience on three special weekends: November 29 and 30, December 6 and 7, and December 13 and 14, 2024, 8:30 PM to 10:00 PM. Exclusively for adults 18 and older, *Electric Illumination* is a late-night Illumination experience with musical themes and a live DJ that make each weekend unique.

Tickets for these events can be purchased at mortonarb.org. Members receive a 20% discount.

Lightscape at the Chicago Botanic Garden

Embrace the spirit and beauty of the season at **Lightscape**, setting the Garden aglow with light, music and art. This year's reimagined trail takes our holiday celebration to new heights and lights with dazzling installations debuting in the U.S. for the first time. Leave your to-do list at home and make lasting memories at Lightscape.

Cocktails Under The Lights - Stroll through Lightscape while sipping handcrafted drinks and enjoy an unforgettable night for adults only (21+), November 21 and December 5.

Tickets can be purchased at chicagobotanic.org.



GALLERIES, STORIES, VIDEOS AND INSPIRATION ON THE WEB

(Click any bold-face heading, or underlined text, to follow the link)

Photographer captures water droplets—'liquid sculptures'—that look like they're alive

Human beings have sculpted artwork out of all kinds of materials throughout history, from clay to concrete to bronze. Some sculpt with water in the form of ice, but what if you could create sculptures with small drops of liquid? Norwegian artist Ronny Ternes does just that. His "liquid sculptures" look like something from another planet or another dimension, while at the same time are entirely recognizable as water droplets. Check out his gallery at ronnyternes.com.

See Every Nook and Cranny of St. Peter's Basilica With This New, Stunningly Accurate 3D Replica

People around the world can now explore St. Peter's Basilica from the comfort of home via a 3D replica powered by artificial intelligence. Released earlier this month, the virtual experience is the product of a collaboration between the Vatican and Microsoft, which cataloged every nook and cranny of the basilica, including parts that the public rarely sees, such as the papal tombs and artwork in the church's dome. [Click Here \(https://virtual.basilicasanpietro.va/en\)](https://virtual.basilicasanpietro.va/en) for a direct link to the site. Here is Microsoft's page about the project: unlocked.microsoft.com/vatican/.

This Beginners Guide to Night Photos Will Get You Started Tonight

Wonderful things begin to happen once the sun drops below the horizon, whether you're shooting in the field or on the streets near your home. Sparkling stars grace the sky, a moon often illuminates the landscape, and urban scenes that appeared boring during the day take on a magical look. The 16-minute video is from the [Providence Photography YouTube channel](#).

6 Photographers Pushing The Boundaries Of Visual Art At Paris Photo

[Paris Photo](#), the leading international art fair devoted to the photographic medium, was founded in 1997 and is now in its 27th edition. An important annual date on the Parisian cultural calendar, Paris Photo brings together some of the best French and international photographic galleries and publishers. It's a great place to see vintage and classic photography and to discover upcoming and emerging photographers.