

AUGUST, 2024

# Crystal Lake Camera Club

Serving Crystal Lake, IL and Surrounding Communities Since 1980

[crystallakecameraclub.com](http://crystallakecameraclub.com)



## Bison

*Taken by CLCC member Doug Frey at Nachusa Grasslands*

*See Pg. 6, "Shown at the July Meeting"*

## EXPLORE THIS ISSUE

The Creative Process (Slides from the July Presentation)

Shown at the June Meeting

The Future of CLCC

Crystal Lake Camera Club Group Chat

Morning Breakfast Meeting

Art of the Land Amateur Photography Contest

Top 10 Most Famous Photographers of All Time

Galleries, Stories, Videos and Inspiration

August Presentation: Photo Editing by Peter Pelke

Club Calendar, Submitting for *Show & Tell* and *Before & After*

Officers, Newsletter Submissions & Support

Helpful Resources

Morton Arboretum: "Of The Earth"

Two Opportunities to Show Your Images

Pg. 2

Pg. 6-9, & Cover

Pg. 10-11

Pg. 11

Pg. 11

Pg. 11

Pg. 12

Pg. 13

Pg. 13

Pg. 14

Pg. 14

Pg 15-16

Pg. 17

Pg. 18

# The Creative Process

Slides from Nancy Merkling's July Presentation



## ARTFUL PHOTOGRAPHY

Art should *connect* and make the viewer care.

- Is *different*, not the same.
- Tells a story - *your story*.
- Is created for *you first*... not an audience
- Art that deals with *IDEAS* is much more interesting than art that deals with technique.
- Meaningful art *challenges* conventional thought.
- Don't just document, *interpret* and follow your voice to make your work distinctive.



## SERIOUS ARTISTS...

- have *multiple projects* + ideas
- learn the *business* of their art
- can be found *online* w professional images of their work
- have written artist + artwork *statements*
- know how to get in their *creative zone*
- are self starters + have *healthy habits*
- hang out daily in their *Creative Process*



## WHAT IS THE CREATIVE PROCESS?

used in personal, business, education *and* the arts

### A TECHNIQUE FOR

- generating ideas
- moving ideas forward
- problem solving
- art work producing
- more

# The Creative Process

Slides from Nancy Merkling's July Presentation

## STAGE 1 - PREPARATION

*work, but fun, inspiring work*

- **find inspiration everywhere** - inspiration is the catalyst for creativity but you have to be open minded **and** sloooooow down to really observe
- collect new [to you], raw ideas by getting super curious, exploring, researching and then think thru them from different angles
- read about other artists; study their stories; go to galleries + event openings
- learn new things & fail your way through them
- **idea notebook** - get one!



## STAGE 2 - INCUBATION

*not work - time to do something else*

- Leave it alone - your subconscious needs to percolate.
- You have to set it down for your subconscious to pick it up and connect it to other ideas- **allowing our subconscious processing time is one of the most important things we can do for our creativity.**
- By ignoring your idea, you are letting your mind wander + your ideas drift, grow, warp, evolve.
- Choose 1- burner activities- mow, walk dog, take shower, dishes, driving, riding a bike, reading, listening to a book about something unrelated.
- Where's your notebook?

## STAGE 3 - ILLUMINATION

*start work - by writing down the idea*

- The big **AHA**
- Feels like it comes out of nowhere BUT it comes when you let your subconscious connect ideas.
- **Renewed energy**; happens during one burner activities/low level activities.
- **STOP IMMEDIATELY**; pull over - write it down.
- Where's your notebook?





# The Creative Process

Slides from Nancy Merklings July Presentation

## STAGE 4 – EVALUATION

*fun work - time to figure it out more - test it*

- **EXPERIMENTATION :**  
evaluation > action > discipline > systems
- Start testing/material testing - vacillate between this step, back to 2, on to 3
- Ask for feedback from OUTSIDE groups of trusted people in the field who will give you useful feedback
- **Decision time** - Do you want to bring this idea to the next step of implementation?



## STAGE 5 – IMPLEMENTATION

*harder but 'worth it' work - show up & bring it to life*

- **This is the work** - 99% perspiration after the 1% inspiration; take it to fruition or stop and cha-cha.
- Show up & do the work - that's your job [Elizabeth Gilbert]
- If you're lucky, 20% of what you do here ends up as long term work ... 80% or more is just stepping stones
- Continue to allow your ideas to evolve; improve on them - it's easy to fall in love with your initial idea BUT ... **GREAT IDEAS ALWAYS EVOLVE.**
- Write it down in your notebook.



## TELL YOUR STORY

*What legacy do you want to leave?*

- Mankind connects through stories.
- Telling our story is a giver vs taker mentality.
- Document your days, your ideas + sermons.
- Journal - please. Set aside time.
- Find your **BEST TIME** to write your thoughts, your art, your heart, your purpose, your AHAs [Where's your notebook?]
- Journal the stories **IN** the images, what you are trying to convey. Also stories that came from **behind the scenes** and also... when you get them, stories **from others** connecting to your images and what it meant to them.



# The Creative Process

## Slides from Nancy Merkling's July Presentation

### Cool To Do List

- get an idea **notebook** + commit to a routine on a **digital calendar**
- get healthy in your infrastructure - personally and as an artist
- figure out your **one burner** activity
- learn **YOUR** best time of day to do deep **brain work**, new work, creative work, even mindless work
- pick something - introvert v extrovert? enneagram #? atomic habits; habit stacking; **time blocking**; 168 Hours; 100 Hours/Yr; work:break ratio - 52+17 or 25+5
- find art tribes and events and **show up** - intentionally meet at least one new person at each event
- find your starting **resources** for inspiration



### YOUR PART 'OUT THERE'

- Do you belong to an **art tribe**?
- Do you **submit** your work to art events regularly?
- Do you **visit other** art tribes, art events, art exhibits?
- Do you **invite [with confidence]** friends and family to join you in these art events?
- Do you **encourage** people to LIVE with art?
- Do you **buy original artwork** from local artists?
- How do you **advocate** for the arts?


*Special Offer: Nancy said that if you send her an email ([nancy@nancymerkling.com](mailto:nancy@nancymerkling.com)), she will give you a code for a free submission to the 4th Fridays Art Event. This code will be good through November, 2024.*



## SHOWN AT THE JULY MEETING

Images on this page and the cover are by CLCC member Doug Frey. Doug said:

*“The Bison photos were taken at **Nachusa Grasslands** in Franklin Grove, IL which is owned by the Nature Conservancy.”*






## SHOWN AT THE JULY MEETING



These photos were taken by CLCC member Linda Hopp. Linda said,  
“My ‘theme’ for July was ‘in my own backyard.’”





## SHOWN AT THE JULY MEETING



These images were taken by CLCC member Peter Pelke. Peter said:

*“The images show the flower I took using the new LED light I bought from Adorama.*

*I was experimenting with the zoom function as well as the color temperature for the flower image.”*






## SHOWN AT THE JULY MEETING



Street Photography taken in Chicago by CLCC member Doug Frey. All but one have something in common - can you see it?



# The Future of CLCC

## Notes and News from July 9, 2024

*Submitted by Kim Walkup, CLCC Secretary*

- 22 people attended the July meeting.

### PRESENTATION

Nancy Merkling was our invited guest speaker for the meeting. She discussed the five stages of the Creative Process as follows:

Stage 1 – PREPARATION: People spend the most time in this stage. WORK, find inspiration. Shoot what you love. Get ideas and write in a notebook. This stage is work, but fun, inspiring work.

Stage 2 – INCUBATION: This is not work. Time to do something else. Your subconscious will think of it for you. Where is your notebook?

Stage 3 – ILLUMINATION: This is the “aha” moment. Renewed energy. Stop and write down in your notebook.

Stage 4 – EVALUATION: This is fun work; time to test it out - experimentation. Ask for useful feedback from people. Decision time – bring idea to next step of implementation. Material testing. Scout your area/light. Sun Surveyor is an app to use to find where the sun will be at certain times and places. As you walk away from what you are shooting, keep looking for inspiration.

Stage 5 – IMPLEMENTATION: This stage is harder but worth the work. Compete with yourself and grow. Shoot every day for 15 minutes a day. Great ideas always evolve. Write in your notebook your thoughts and notes.

- Tell your story. What legacy do you want to leave?
- Grow every day. Giver vs. taker mentality.
- Journal ideas and find your best time to write thoughts, your art, purpose, ahas.
- Check out Gavin Hardcastle from **Fototripper** on YouTube.
- To do list:
  - Get an idea notebook and commit to routine on a digital calendar.
  - Get healthy in your infrastructure.
  - Figure out a ‘burner activity’ (an activity to do that you do not have to think about).
  - Learn what is your best time to do brain work.
  - Do your part to promote the arts.

***Special Offer: Nancy said that if you send her an email, she will give you a code for a free submission for 4th Fridays Art Event ([nancy@nancymerkling.com](mailto:nancy@nancymerkling.com)). This code will be good through November, 2024.***

***Also, see the related story in this newsletter on pages 2-5.***

### SHOW & TELL

- Doug Frey: Shared some images of bison at the Nachusa Grasslands in Franklin Grove, IL, and some street photography images taken in Chicago.
- Peter Pelke: Shared an image of a flower that he used to experiment with a new LED light.
- Linda Hopp: Linda’s personal ‘theme’ for July was ‘in my own backyard.’ She shared photos of bluejacket flower, two images of a honeybee on milkweed, sand digger wasp on milkweed, silver cockscomb and two images of a squirrel.



*(The Future Of CLCC, continued)*

### BREAKFAST MEETING

Karl Gabi gave a synopsis of the June 1 breakfast meeting. Topics discussed included:

- Lightroom editing
- Locations of and for photos: McHenry Dam, Fox River
- The benefits of Fuji and Leica cameras
- Potential photo outings
- Use of KEH.com to buy, sell & trade pre-owned camera equipment
- To again start small group specialized meetings

### UPCOMING MEETINGS

- **August 13 Meeting:** Our presenter will be CLCC member, Peter Pelke. He will discuss photo editing using Photoshop Elements and the NIK suite of photo editing tools.
- **Morning Breakfast Meeting:** The last Saturday of the month at 8:30 am at Buttered Toast, 2520 Bunker Hill Dr, Algonquin. Everyone is invited!

Join the **Crystal Lake Camera Club Group Chat** on FaceBook:

<https://www.facebook.com/groups/446897199179146> or scan this QR Code:

This is a closed group, so only members have access. Request membership through the page. Then, post your favorite images, join in the discussions, share information about photo outings, speakers, contests, etc.  
Only group members will see your posts.



### Morning Breakfast Meeting – Everyone invited!

Please join your CLCC friends for the casual, monthly Saturday morning breakfast meeting. Lively discussions, good food! The next one will be held on Saturday, August 31, 2024, 8:30 a.m. at

**Buttered Toast Restaurant, 2520 Bunker Hill Dr, Algonquin.**

**RSVP to Karl Gabbey ([khgabbey@aol.com](mailto:khgabbey@aol.com)) if you plan to attend.**

### Art of the Land Amateur Photography Contest

The Land Conservancy of McHenry County (TLC) hosts the *Art of the Land Amateur Photography Contest* each year to highlight the inspiring natural landscapes found throughout McHenry County. Once you sign up, you will be matched with a site and sent notifications on what's blooming around the county, tips and tricks for taking winning photos, and which invasive species are in bloom that should NOT be photographed.

The contest is open now, and closes August 25, 2024. The cost is \$10 for three images. Images must be submitted both digital and print. Full instructions for the contest are at:

**<https://conservemc.org/photo-contest/>**

## Top 10 Most Famous Photographers of All Time

*Submitted by Sandy Wittman*

*by Morris Pawtucket*

*Posted on PictureCorrect.com, July 7, 2024*

<https://www.picturecorrect.com/top-10-most-famous-photographers-of-all-time/>

If you want to take truly memorable and moving photographs, you can learn something by studying the pictures of famous photographers. Some of the most beloved artists are deceased, but some are still delighting us with their photographs. The list below includes some of the more famous photographers that still impact our lives today.

1. **Ansel Adams** is probably the most easily recognized name of any photographer. His landscapes are stunning; he achieved an unparalleled level of contrast using creative darkroom work. You can improve your own photos by reading Adams' own thoughts as he grew older, when he wished that he had kept himself strong enough physically to continue his work.
2. **Yousuf Karsh** has taken photographs that tell a story, and that are more easily understood than many others. Each of his portraits tells you all about the subject. He felt as though there was a secret hidden behind each woman and man. Whether he captures a gleaming eye or a gesture done totally unconsciously, these are times when humans temporarily lose their masks. Karsh's portraits communicate with people.
3. **Robert Capa** has taken many famous war-time photographs. He has covered five wars, even though the name "Robert Capa" was only the name placed to the photos that Endre Friedman took and that were marketed under the "Robert Capa" name. Friedman felt that if you were not close enough to the subject, then you wouldn't get a good photograph. He was often in the trenches with soldiers when he took photographs, while most other war photographers took photos from a safe distance.
4. **Henri Cartier-Bresson** has a style that makes him a natural on any top ten photographer list. His style has undoubtedly influenced photography as much as anyone else's. He was among the first to use 35mm film, and he usually shot in black and white. We are not graced by more of his work, since he gave up the craft about 30 years before he passed away. It's sad that there are fewer photographs by Cartier-Bresson to enjoy.
5. **Dorothea Lange** took photographs during the Great Depression. She took the famous photo of a migrant mother, which is said to be one of the best-known photographs in history. In the 1940s, she also photographed the Japanese internment camps, and these photographs show sad moments in American history.
6. **Jerry Uelsman** created unique images with composite photographs. Being very talented in the darkroom, he used this skill in his composites. He never used digital cameras, since he felt that his creative process was more suited to the darkroom.
7. **Annie Leibovitz** does fine photographic portraits and is most well known for her work with Vanity Fair and Rolling Stone magazine. Her photographs are intimate, and describe the subject. She's unafraid of falling in love with the people she photographed.
8. **Brassaï** is the pseudonym for Gyula Halasz, and he was well known for his photographs of ordinary people. He was proof that you don't have to travel far to find interesting subjects. He used ordinary people for his subjects, and his photos are still captivating.
9. **Brian Duffy** was a British photographer who shot fashion in the 1960s and 70s. He lost his photographic interest at one time and burned many negatives, but then he began taking photos again a year before he died.
10. **Jay Maisel** is a famous modern photographer. His photos are simple; he doesn't use complex lighting or fancy cameras. He often only takes one lens on photo outings, and he enjoys taking photos of shapes and lights that he finds interesting.

Of course there are other famous photographers that may be a part of your top 10 list. There is much to be learned in the art and craft of photography and from those who inspire us most.

*About the Author:* Morris Pawtucket (FamousPhotographers125) writes about the famous photographers throughout history who have changed the way we see.



## GALLERIES, STORIES, VIDEOS AND INSPIRATION ON THE WEB

(Click any bold-face heading to follow the link)

### **How Groundbreaking Is Vivian Maier's Photography?**

*Vivian Maier was a supremely gifted chameleon. But even in her striking new exhibition at Fotografiska, she remains in the shadows. This review of the exhibition is full of enlightening observations, and links to other stories about her.*

### **Welcoming Underexposed Black Photographers Into the Canon**

*Vision & Justice is an enterprise founded by Sarah Elizabeth Lewis, an art historian who believes, she said recently, that images can be powerful in "pushing back against entrenched injustice." In 2016, she guest edited an issue of Aperture Magazine on that theme. This publishing initiative hopes to build a richer, more racially inclusive history of photography.*

### **The Anachronistic Joy of Black-and-White Photography**

*Black-and-white photography puts you in touch with the basics of still imagery: the primacy of light, the intersections between shadows and highlights, and the stark, graphic nature of composition. Phil Ryan's Wirecutter article expands one's appreciation of the genre.*

### **The World's 16 Most Powerful Environmental Photos Of 2024**

*Now in its fourth year, The Prince Albert II of Monaco Foundation's Environmental Photography Award was created with the aim of promoting photographers who use their work to raise awareness for the protection of nature around the world. Here is a gallery of the winners.*

### **A New National Geographic Series Features Texas Monthly Photographer Dan Winters**

*National Geographic's newest series, **Photographer**, follows the stories of some of the world's most prolific photographers—including nationally known Dan Winters.*

Crystal Lake Camera Club Presents: Photo Editing



.....  
Date: August 13, 2024

Time: 7:00 pm

◆-----◆  
Questions: Peter J. Pelke II  
847.346.9957

**It's time to pay CLCC dues for 2024.** Dues are \$25.00 for the year (such a deal!). Please give a check to our treasurer, Gail Schulz, or mail it to:

**Crystal Lake Camera Club  
PO Box 2193  
Crystal Lake, IL 60039-2193**

## CLUB MEETING CALENDAR

All meetings start at 7PM and are at the Algonquin Township Building, 3702 Northwest Hwy, Crystal Lake, in **Meeting Room 2**. Enter at the back of the building.

August 13                      CLCC member, Peter Pelke will discuss photo editing using Photoshop Elements and the NIK suite of photo editing tools.

September 10                Show & Tell, Before & After

**Show & Tell** and **Before & After** have provided some lively, informative conversations for CLCC attendees. Great suggestions for outings and club offerings have come from these activities.

**For Show & Tell:** submit 3-4 JPG images to Rich Bickham ([richbickham@comcast.net](mailto:richbickham@comcast.net)) on the **Sunday before the meeting** date.

**For Before & After:** submit *pairs of JPG images* to Rich Bickham ([richbickham@comcast.net](mailto:richbickham@comcast.net)) on the **Sunday before the meeting** date. The pairs would include the image as it came out of the camera and the image after post-processing. Be prepared to tell (and perhaps even show) the changes that were made.

## CRYSTAL LAKE CAMERA CLUB OFFICERS

See The Club Directory For Contact Information

President	<a href="#"><u>Judy Jorgensen</u></a>
Secretary	<a href="#"><u>Kim Walkup</u></a>
Treasurer	<a href="#"><u>Gail Schulz</u></a>
Board Member	<a href="#"><u>Rich Bickham</u></a>

## YOUR IDEAS MATTER!

Do you have a story, images, trip, post-processing technique, event, etc. that would be good for Camera Club members to know about? Your submissions will make this newsletter valuable! Write it up, and send it to **Steven Szalaj, Newsletter Editor** at the email address in the club directory. **Please make your submission by the 22<sup>nd</sup> of the month.**

## CLCC SUPPORT PERSONNEL

Newsletter Editor	<a href="#"><u>Steven Szalaj</u></a>	Publicity	<b>OPEN</b>
Webmaster	Sandy Wittman	Competition Chairman	Rich Bickham
CACCA Delegate 1	Gail Schulz	Competition Assistant	John Williams
CACCA Delegate 2	<b>OPEN</b>	Competition Assistant	Ernie Hagenow
Education	Peter Pelke II	Small Groups	<b>OPEN</b>
Advisor	<b>OPEN</b>	Outings	Karl Gabby
Advisor	<b>OPEN</b>	Refreshments	<b>OPEN</b>
Facebook Administrator	Doug Frey	Librarian	<b>OPEN</b>
Membership	<b>OPEN</b>	Mentor Program	<b>OPEN</b>



## Helpful Resources

*Contribute to this page! If you have resources that you find useful, please share that link with me. Include a short summary of what can be found in the link. The reference can be a video, web page, PDF, or any other format that has an online link. Send your contributions to [szjsings@mac.com](mailto:szjsings@mac.com) by the 20<sup>th</sup> of each month.*

*~SJS, Newsletter Editor*

Profoto Tutorials, submitted by Kevin Getty:

### **Tips and Tricks**

**<https://profoto.com/us/tips>**

A terrific collection to help photographers of any level.

Photographic Composition Webinar, submitted by Scott Larsen:

### **The Art of Photography: Crafting Compelling Compositions**

**[tinyurl.com/5ak88xt6](https://tinyurl.com/5ak88xt6)**

Natural Habitat Adventures posts a weekly webinar. This hour-long video is very helpful.

Photographers you may be interested in viewing, contributed by Judy Jorgensen:

### **Dan Anderson**

**[danielandersonphotography.com/](https://danielandersonphotography.com/)**

Beautiful color landscapes and seascapes with striking composition from America, Norway, Faroe Islands, Scotland, Patagonia, Ireland, Antarctica, Europe, Iceland, etc. If you love black and white, check out his American West, Europe, Antarctica, and Greek islands black and white images of land, sea, and architecture.

### **Ed Callaert**

**[edcallaert.photoshelter.com](https://edcallaert.photoshelter.com)**

This nature photographer travels extensively along the west coastal and mountain states as well as upper to mid east coast United States. His gallery is full of colorful landscapes and seascapes with interesting composition techniques you may want to try.

### **Willard Clay**

**[willardclay.photoshelter.com](https://willardclay.photoshelter.com)**

This landscape and bird photographer has a vast collection in his gallery by states and a stunning collection under birds. He also teaches at Mayslake in the Forest Preserve District of Dupage County. Enjoy, study, and try.

Resource for camera repair, contributed by Bill Batalden:

### **APS (AUTHORIZED PHOTO SERVICE)**

8125 River Dr # 100

Morton Grove, IL 60053

[repair@authorizedphotoservice.com](mailto:repair@authorizedphotoservice.com)

(800) 406-2046

Bill said: "I recently had my camera & lens repaired at APS authorized camera repair. I felt the work was good and the price reasonable. They give an estimate, which you have to approve, before proceeding with the work. When I spoke with the owner, he said he could offer a 'Club' rate."

(Helpful Resources, *continued*)

Resource for camera repair, contributed by Sandy Wittman:

**ROYAL CAMERA SERVICE, INC.**

1134 E Lake Street

Hanover Park, IL

(630) 372-6150

Sandy said: "I had my Canon 7D Mark II repaired there this fall. They did an excellent job in about 10 days. The price was very reasonable. I found them to be knowledgeable and professional."

Resource for infrared photography, contributed by Peter Pelke

**LIFE PIXEL Infrared Camera Conversions**

<https://www.lifepixel.com/>

(866) 610-1710

Resource for purchasing, selling, trading and repairing used camera equipment

**KEH**

<https://www.keh.com/>

(800) 342-5534

"The original curator and reseller of rare and quality camera gear, KEH has always envisioned a better way to support the passion and profession of photography. We're proud to be the camera community's choice for gear that goes further. Field-tested. Expert-graded. Sustainable. Exchangeable. KEH-approved."

Street Photography Resource, contributed by Royal Pitchford

**STREETSNAPPERS**

<https://streetsnappers.com/>

Royal said: "If you're interested in street photography, visit <https://streetsnappers.com/>. This company was founded and is operated by Brian Lloyd Duckett, a street photographer, author, photography advocate and social media figure, based in the UK and well-known across Europe. Scroll down the webpage for links to his books, workshops, YouTube videos and blog.

YouTube Channels by specific photographers

These were contributed by Doug Frey:

**Nigel Danson** - <https://www.youtube.com/@NigelDanson>

**Adam Gibbs** - <https://www.youtube.com/channel/UCDyKBQGE7OOsWeQIPWqVSzw>

**fototripper (Gavin Hardcastle)** - <https://www.youtube.com/@fototripper>

**Simon D'Entremont** - [https://www.youtube.com/@simon\\_dentremont](https://www.youtube.com/@simon_dentremont)

**Mark Denney** - <https://www.youtube.com/@MarkDenneyPhoto>

**Thomas Heaton** - <https://www.youtube.com/@ThomasHeatonPhoto>

**Ian Worth** - [https://www.youtube.com/@ian\\_worth/](https://www.youtube.com/@ian_worth/)



## Morton Arboretum Sculpture Show



**Mind Eye (2023)** by Olga Ziemka  
Locally reclaimed wood logs, metal armature  
Morton Arboretum

### Of the Earth

*The exhibition will run through spring 2025.*

Five large-scale sculptures by Polish American artist Olga Ziemka will be created exclusively for a new exhibition at The Morton Arboretum, **Of the Earth**.

The exhibition will explore the artist's expression and philosophy that, she says, "We are nature." Ziemka said that her aim is to remind people that "everything in life is derived from the same basic elements that form everything in nature, including ourselves. There is no separation." In Polish, Ziemka means "of the earth."

The artist's work will be created from reclaimed tree branches and other natural materials gathered from various locations throughout the Arboretum's 1,700 acres. "I am giving reclaimed natural materials a new life and transforming them from nature into new forms," Ziemka said.



**Stillness in Motion (2023)** by Olga Ziemka  
Locally reclaimed branches, wire, metal armature  
Morton Arboretum

## TWO OPPORTUNITIES TO SHOW YOUR IMAGES

### 4th FRIDAYS AT STARLINE

300 W. Front Street  
Harvard IL 60033  
815-943-4805

4th Friday Event: August 23, 2024

Submission Deadline: Monday, August 12, by midnight

Fee to Enter: \$25 for 3 Pieces

<https://starlinefactory.com/call-for-art-2/>



Awards available for the juried show include:

- Best of Show (Art or Photography): \$50 Cash Prize and Starline Medal
- 1st Place for Art (any Artwork but Photography): \$25 Starline Gift Card and Starline Medal
- 1st Place for Photography (any Photography): \$25 Starline Gift Card and Starline Medal
- People's Choice (Art or Photography): \$25 Starline Gift Card and Starline Medal
- Judge's Option Honorable Mention (All entries): Starline Medal

Click here for the **SUBMISSION APPLICATION**

Click here for the **PROSPECTUS**

Click here for directions on **HOW TO ENTER ART INTO THE STARLINE 4TH FRIDAY EVENT**



### 4th FRIDAYS ART EVENT AT THE DOLE

401 Country Club Rd  
Crystal Lake, IL 60014  
815-347-8535

4th Friday Event: August 23, 2024

Submission Deadline: Sunday, August 11, by midnight

Non-refundable submission fee: \$35 for up to 5 pieces

Cash Awards:

- 4th Fridays Team Choice: \$50 cash each
- Nancy Merkling Choice: \$50 cash
- Kim Holz Memorial Award: \$50 cash
- 5 Honorable Mentions: \$50 cash each
- People's Choice Award: \$50 cash

Click here for the **PROSPECTUS**



**Special Offer:** For any CLCC member who sends Nancy Merkling an email ([nancy@nancymerkling.com](mailto:nancy@nancymerkling.com)), she will give you a code for a free submission to the 4th Fridays Art Event. This code will be good through November, 2024.