

FEBRUARY, 2023

Crystal Lake Camera Club

Serving Crystal Lake, IL and Surrounding Communities Since 1980
crystallakecameraclub.com



Fall Sunrise on Lake Superior

Photo by Judy Jorgensen

*See related article, **Before and After**, on Page 4*

EXPLORE THIS ISSUE

The Future of CLCC	Pg. 2
Ansel Adams Inspiration	Pg. 3
Before and After	Pg. 4-5, and Pg. 1
SR71 Blackbird Cameras	Pg. 6-8
Galleries, Stories and Videos on the Web	Pg. 9
Chicago Botanic Garden Orchid Show	Pg. 9
Morton Arboretum Sculpture Shows	Pg. 10
<u>Two</u> opportunities to Show your Images	Pg. 11
6x6 Project Art auction and Fundraiser	Pg. 12
Get Ready For The April Competition!	Pg. 13
Club Calendar	Pg. 13
Club Officers, Support Personnel	Pg. 13
Your Ideas Matter! (Newsletter Submissions)	Pg. 13

The Future of CLCC

Notes and News from January, 2023

Submitted by Kim Walkup, CLCC Secretary

The CLCC met in-person on January 10, 2023, at the Algonquin Township building with 18 people in attendance. We had four new members join the club! A hearty welcome to Patrick Carr, Tom Esser, Linda Hopp and Bill Kusera. We hope you enjoy being a part of CLCC!

Action follow-up:

- The building has a large screen for presentations, which we can now use each month
- **CLCC Facebook page:** Judy requested that members please post one image a week if you can to make the page more active. Photos do not have to be “perfect.” In fact, kind feedback on how a photo can be made better would help those of us less experienced.
- If you have not paid your \$25 for 2023 club member dues, please contact Gail Schulz, the CLCC Treasurer, at Gail.Schulz@gmail.com. The member list is in the process of being updated.

Show and Tell: We had many great photos shared for this month’s *Show and Tell*, with excellent discussions about the images.

- Bill Batalden: Bryce Canyon, sandhill cranes, tricolor birds
- Rich Bickham: Icicles, mountain lion, wine, golfers, sled dog, covered bridge
- Linda H.: Koala bear, sea turtle, Apostle Islands
- Judy Jorgensen: UP foggy sunset, Huntley sunrise, Lakewood silos, winding road, pink hibiscus
- Mike McGuigan: cactus skeleton, abstract Christmas lights, golden sunset on lake/mountain range
- Peter Pelke: Monument Valley, Canyon De Chelly, Rock Mountain Park
- Royal Pitchford: Sanctuary owl, Washington Monument, woodpecker
- Steve Szalaj: Street art, arboretum leaf, arboretum Human + Nature sculpture

There were two presentations at this meeting:

Presentation #1: Judy shared an interesting and informative video presentation from Lisa Langell in Kenai, Alaska on doing a wall collage with a gallery of images using high key photography. A high-key image is one that is almost entirely very bright with very little or no dark shadows present. According to Lisa Langell, a collage should team up complimentary photos with simple subjects, clean lines that go together, simple color palettes and tell a story.

She also demonstrated photography textures and to look for details, textures and abstracts as backgrounds for photos or just as photos themselves.

Presentation #2: Rich demonstrated with Power Point how to plan for arranging photos on a wall. First, take a picture of the blank wall and décor around it. Through PowerPoint you can pick any color mat, frame and place your picture on the wall. It is recommended to use the grid lines. You can then see what it will look like before you actually hang it on the wall.

The group discussed **future presentation topics:**

- Low key photography ([B&H video](#) and [Adorama](#) have videos on this)
- Mentor program
- Who to go to when you have a question
- Mirrorless cameras, cell phones
- Small groups
- Editing in Photoshop or Lightroom
- Composition – Jeff?
- Landscape photography; macro photography

(The Future of CLCC, continued)

The group also discussed potential **rooms for small group meetings**:

- Panera
- Libraries – Algonquin, Cary

Linda Christopher cannot continue as Co-President. Please consider helping the CLCC move forward by being part of the club leadership.

The next in-person meeting is the Second Tuesday of the month:

- February 14, 2023, 7 pm - **Competition and Show & Tell**
- Competition entries had to be submitted to Rich Bickham by Sunday, Jan 29
- Show and Tell - submit up to 3 JPG images to Rich (richbickham@comcast.net) by Monday, Feb 13
- Algonquin Township Building, 3702 Northwest Highway, Crystal Lake
- Meeting Room #2 - enter at the rear of the building, not the front door
- Newsletters are emailed monthly and also posted on the website.

We hope to see many more of you at our next meeting!

It's time to pay CLCC dues for 2023. Dues are \$25.00 for the year (such a deal!). Please give a check to our treasurer, Gail Schulz, or mail it to our CLCC Post Office Box:

Crystal Lake Camera Club
PO Box 2193
Crystal Lake, IL 60039-2193

Ansel Adams Inspiration

"Sometimes I arrive just when God's ready to have someone click the shutter."

"Dodging and burning are steps to take care of mistakes God made in establishing tonal relationships."

"The negative is the equivalent of the composer's score and the print the performance."

"When words become unclear, I shall focus with photographs. When images become inadequate, I shall be content with silence."

"There are always two people in every picture: the photographer and the viewer."

"There are no rules for good photographs, there are only good photographs."

"Photography is more than a medium for factual communication of ideas. It is a creative art."

"I am sure the next step will be the electronic image, and I hope I shall live to see it. I trust that the creative eye will continue to function, whatever technological innovations may develop."

"There's nothing worse than a sharp image of a fuzzy concept."

"Twelve significant photographs in any one year is a good crop."

"You don't take a photograph, you make it."

Before and After

Submitted by Judy Jorgensen, CLCC Co-President

Let's talk about all those images on your computer or your phone that aren't quite good enough to show people, but you don't really want to trash them.

Here is an example from my library that was taken in the UP looking over Lake Superior at sunrise one fall some years ago. This was obviously underexposed and not worth dealing with. Plus, there was no sun rising! This has been taking up space on my computer for a couple of years now.



Original Image of Lake Superior Sunrise

Basically, this is all the post processing that I did:

- First I used the crop tool to straightened the lake showing on the left. I find slanted water horizons extremely distracting to any image.
- Next, I slid the exposure bar to the right to lighten the image.
- Now I could see the distractions not needed and cropped out the darkness on the right side and the excess sky above the clouds.
- Next, I slid the Dehaze bar to the right a bit.
- Next, I do the same with the Clarity, generally a tad less than Dehaze.

(Before and After, continued)



Image after the steps listed above

The number of signs along the highway bothered me, so I sent the image into Photoshop to eliminate them.

Back in Lightroom, I slid the Temperature bar slightly to the right to warm the colors. The final image is shown on the cover of the newsletter. I love to show this “before and after.”

This was a simple fix and would make an excellent small group if anyone is interested. Let us know.

Affinity Photo 2 People's Choice Award

Photo by Jennifer Hadley (USA)

Talk To The Fin!

“This was shot on the Falkland Islands. These two gentoo penguins were hanging out on the beach when one shook himself off and gave his mate the snub.”

From Comedy Wildlife Photos,
2022 Winners



SR71 Blackbird Cameras

Submitted by Peter Pelke

Images and photo editing by Peter Pelke

The SR-71, in service from 1964 - 1999, could be fitted with one of a variety of sensors depending on the needs of the mission. Surveillance cameras and radar packages could be installed in one of the SR-71's many equipment bays and detachable nose. These components




SR71 Blackbird

Photo by Peter Pelke

*United States Air Force Museum
in Dayton, Ohio*

SR71 Blackbird
*Extracted from the photo above, and made
the original black.*



SR71 Blackbird

*Image placed on a sky/cloud
background. Clouds on the
bottom of the image make it
look like the plane is soaring
above the clouds. This is
sized for an 8x10 print.*



(SR71 Blackbird Cameras, continued)

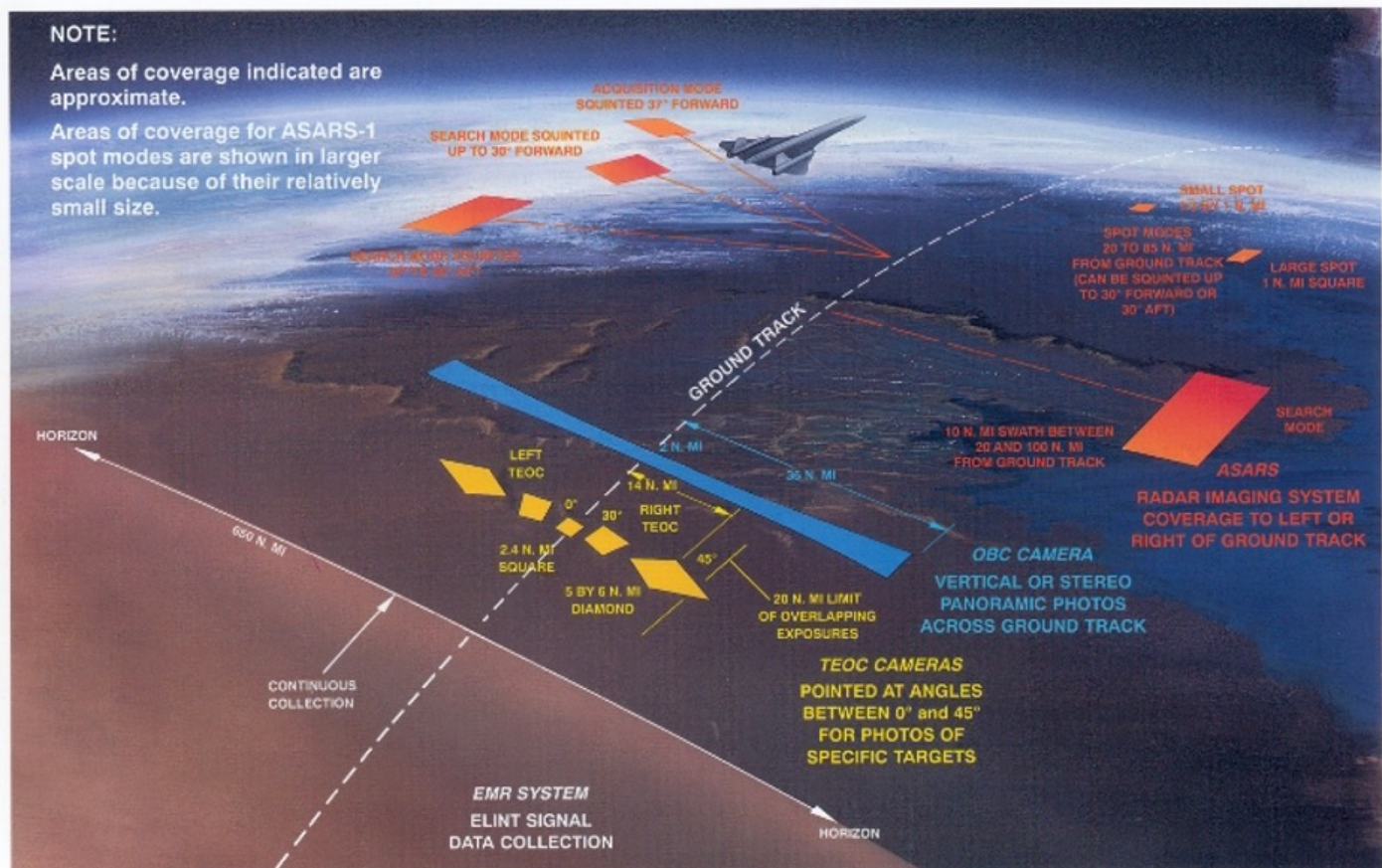
worked in coordination with each other to gather, record and deliver information in near real-time. An almost unbelievable feat at that time.

By varying the nose and payload areas, the SR-71 could be configured for various types of reconnaissance. Camera and radar packages provided their own unique view of the target, enabling personnel to view and interpret the data with a high degree of accuracy.

Most missions needed several components installed in their companion hardware located in other bays. Most bays were specifically designed to house a certain type of equipment and the necessary connections to the aircraft systems.

Operational Objective Camera (OOC) Manufacturer: ITEK. The OOC was made in the Boston division of ITEK, replaced by the OBC. ITEK was originally an Italian manufacturer of eyeglasses and frames. The OOCs were panoramic cameras with a 13 inch focal length using 70 mm wide

Sensor Data Collection (Terrain Coverage at 80,000 Feet)



film. Both right and left OOC's had their views fixed with respect to the vertical and they scanned horizontally from -5 degrees below the aircraft nadir out to +45 degrees on their respective sides. The cameras were able to set their framing rates so at the current ground speed (from the Nav system) each photo would overlap the area covered by the previous photo by 55%. That is what

(SR71 Blackbird Cameras, continued)

provided the ability of the photographic images to obtain Stereo views from the OOC photos. The OOC's were discontinued in the early 1970's.

The Optical Bar Camera (OBC) could photograph 100,000 square miles of the Earth's surface per hour. Film image 72 miles wide, & film length 10,500ft. Initially, the OBC used a 24-inch focal length lens, which was later switched to a 30-inch focal length lens.. Both cameras (OBC and Technical Objective Camera, or TEOC) provided superbly detailed high resolution photographic images horizon to horizon.

SR-71 BLACKBIRD

lockheed Martin Skunkworks

AIRCRAFT DATA:

SPEED:
Mach 3+ 2,200 MPH+


CEILING:
85,000 feet+

POWERPLANT:
2X J58-1 Engines
32,500 lbf Thrust ea.

RATE OF CLIMB:
11,820 ft/min

RECORDS:

New York - London:
3461.53 miles, 1 hour, 54 minutes, 56.4 seconds
Los Angeles- Washimngton D.C.:
2299.7 miles, Time 64minutes, 20 seconds



©Jean Jacques Alcalay_Comedywildlifephot.com

Spectrum Photo Creatures in the Air Award
Photo by Jean Jacques Alcalay (French)

Misleading African Viewpoints

“Hippo yawning next to a heron standing on the back of another hippo.”

From Comedy Wildlife Photos, 2022 Winners

GALLERIES, STORIES AND VIDEOS ON THE WEB

You're Pointing Your Camera the Wrong Way

Margaret Renkl is a contributing Opinion writer to the New York Times. In this essay, Renkl comments on the age of selfies, and how it has turned the focus away from actually seeing the world around us. She quotes the documentary photographer Dorothea Lange, "The camera is an instrument that teaches people how to see without a camera" and concludes "We need only to point our cameras out and let them teach us to see."

The Portrait Of Justice

For more than 150 years, Supreme Court justices have gathered for a portrait when a new court forms, sitting for dozens of remarkably similar photos that unfurl a history of the judicial branch dating back to the 1860s. The photos have a distinct "code" and have a profound story to tell if you know how to read it. The story examines these historic SCOTUS photos.

The Risks That Define New York Times Magazine Photography

In her own words, Kathy Ryan, the director of photography for The New York Times Magazine, unpacks some of the biggest challenges of the last year. It is a study in photo journalism decision-making.

2022 in photos: NPR station photographers share memorable moments

Visual storytellers document the humanity behind the words you read and hear" (Brian Munoz, a staff photojournalist at St. Louis Public Radio). Wrapping up 2022, NPR looks back at an eventful year through the lenses of the member and affiliate NPR stations. NPR asked photographers to share memorable events they covered throughout 2022.

Comedy Wildlife Photography Awards: Conservation through Competition

A website that has an annual competition for humorous wildlife photography - several of the winners from 2022 are shown in this newsletter. The website has an archive of previous years.

Photo Opportunity: Chicago Botanic Garden Orchid Show

The Orchid Show: Magnified

February 11 – March 26, Daily, 10 a.m. to 4 p.m

Adults: \$7/\$19; Children age 3–12: \$5/\$14; Free for children age 2 and under

<https://www.chicagobotanic.org/orchid/tickets>

A 25-foot-wide orchid. Huge hanging columns of color. And a chance to step in and become part of the bloom. This year's all-new Orchid Show is big, bold, and beautiful. Expect the unexpected and explore the brighter side of winter at the Orchid Show: Magnified.

Nonmembers: Your Orchid Show ticket includes admission to the Garden; parking not included. Free Garden admission days do not include Orchid Show tickets.

Members: If you have complimentary, one-time use Orchid Show tickets, don't forget to bring them! Entry is subject to availability; best availability on weekdays. Members may buy tickets at a discounted rate.

Photographers Hour: Tuesdays, February 14, 21, 28, March 7, 14, 21, 2023, 8:15 – 9:45 a.m.

Tripods and monopods allowed; no screens or backdrops please. Regular parking and Garden admission fees apply for nonmembers; capacity is limited.

Morton Arboretum Sculpture Shows



Through February 2023

Human+Nature

Timed-entry Tickets

4100 Illinois Route 53, Lisle, IL 60532

The Morton Arboretum's outdoor art exhibition, Human+Nature (pronounced: Human Nature), inspires awe and wonder as it connects people and trees.

Internationally renowned artist Daniel Popper created 15- to 26-foot-tall sculptures exclusively for the Arboretum featured in various locations across its 1,700 acres, leading guests to areas they may not have explored before. It is his largest exhibition to date anywhere in the world.

Explore all eight of the towering sculptures in this popular exhibition. Reserve your timed-entry admission to see the sculptures in person.

Of the Earth

Opens May 26, 2023

Five large-scale sculptures by Polish American artist Olga Ziemska will be created exclusively for a new exhibition at The Morton Arboretum, **Of the Earth**.

The exhibition will explore the artist's expression and philosophy that, she says, "We are nature." Ziemska said that her aim is to remind people that "everything in life is derived from the same basic elements that form everything in nature, including ourselves. There is no separation." In Polish, Ziemska means "of the earth."

The artist's work will be created from reclaimed tree branches and other natural materials gathered from various locations throughout the Arboretum's 1,700 acres. "I am giving reclaimed natural materials a new life and transforming them from nature into new forms," Ziemska said.

TWO OPPORTUNITIES TO SHOW YOUR IMAGES

4th FRIDAYS AT STARLINE

300 W. Front Street
Harvard IL 60033
815-943-4805

4th Friday Event: February 24, 2023

Submission Deadline: Monday, February 13 at 11:59 PM

Fee to Enter: \$25 for 3 Pieces

<https://starlinefactory.com/call-for-art-2/>

The optional theme for February is “Amore.” Themes are not required for participation or awards.
Awards available for the juried show include:

- Best of Show (Art or Photography) \$50 Cash Prize and Starline Medal
- 1st Place for Art (any Artwork but photography) \$25 Starline Gift Card and Starline Medal
- 1st Place for Photography (any photography) \$25 Starline Gift Card and Starline Medal
- People’s Choice (Art or Photography) \$25 Starline Gift Card and Starline Medal
- Judge’s Option Honorable Mention (Art or Photography) \$20 Starline Gift Card

Click here for the **SUBMISSION APPLICATION**

Click here for the **PROSPECTUS**



4th FRIDAYS ART EVENT AT THE DOLE

401 Country Club Rd
Crystal Lake, IL 60014
815-347-8535

4th Friday Event: February 24, 2023

Submission Deadline for the February 24 Event: Sunday, February 12, by midnight

Non-refundable submission fee: \$35 for up to 5 pieces

Cash Awards:

- Best of Show: \$100 cash, a Featured Artist Solo Show in a 4th Fridays 2023 event.
- Nancy Merkling Choice: \$50 cash
- 4th Fridays Team Choice: \$50 cash
- 3 Honorable Mentions: \$50 cash each
- People’s Choice Award: \$50 cash

Click here for the **PROSPECTUS**

6X6 PROJECT ART AUCTION AND FUNDRAISER

Raue Center's **6×6 PROJECT** fundraiser and online art auction & exhibition celebrates its fifth year of supporting arts with Art! All proceeds benefit Raue Center's fine arts education programs, Mission Imagination (MI) and Raue Center School For The Arts (RSCA), which have been enriching the lives of over 20,000 kids a year in the local community since 2001.

Artists of all ages and abilities are invited to participate by creating original works of art, in a variety of mediums, on 6×6" canvases. Since our inaugural event in 2019, 6×6 Project has raised over \$50,000 for MI and RCSA with canvases coming from around the nation!



All artwork submitted to the **6×6 PROJECT** will be available for viewing and bidding online at Auctria.com starting June 5, 2023. Artists and the public are cordially invited to our reception on June 24, 2023 from 5:30-8 pm to mix, mingle and bid on your favorite pieces!

Create a mini-masterpiece and support the arts in your community!

Several of our CLCC members have participated in this event. It is a good way to get your images seen by a public that loves art, and you are supporting an arts venue right here in McHenry County. Entering is easy! Complete instructions are at the [**6x6 PROJECT WEBSITE**](#).

Purchase one or two 6" X 6" canvases from the project partners (listed on the website and the links below) for \$5 per canvas. You must use these official canvases. Mount or print an image on the canvas and drop your artwork off by May 6, 2023. All artwork submitted to the 6×6 PROJECT will be available for viewing online and can be bid on in an online auction starting June 6, 2023. All auction proceeds go to education programs at the Raue. On June 24, 2023 will be an artists's reception at the Raue Center that is free and open to the public.

[Click here for Participation Guidelines](#)

[Click here for Participation Form](#)

PARTICIPATING LOCATIONS:

Out of the Box – 71 N. Williams Street | Crystal Lake, IL | (815) 444-7446

Brush Studio – 121 W. Main Street | Cary, IL | (847) 516-3880

Creative Arts Inc. – 400 Highland Avenue | Crystal Lake, IL | (815) 219-9243

Material Things – 103 E. Van Buren | Woodstock, IL | (815) 575-9710

Piano Trends – 35 Berkshire Dr | Crystal Lake, IL | (815) 477-4266

Reprographics – 26 Crystal Lake Plaza | Crystal Lake, IL | (815) 477-1018

Raue Center For The Arts – 26 N. Williams St | Crystal Lake, IL | (815) 356-9212 | Tu – Fr, 2 to 4 pm

SUPPORT THE ARTS WITH ART!

GET READY FOR THE APRIL COMPETITION!

Our next intra-club competition will take place for the April 11, 2023 meeting. Here's what you need to know:

- Only DPI images (JPG) will be accepted for entry (no prints).
- No more than 2 Color images and 4 Mono images per entrant.
- Maximum JPG image size is 1400 pixels wide x 1050 pixels high.
- **The deadline for jpg entries is Sunday, March 26.**
- Entries must be sent to **richbickham@comcast.net** by March 26.
- The judges will be emailed the images on Tuesday, March 28 and will have one week to score the images.
- The judges' scores will be submitted to Rich by Tuesday, April 4.
- The scores will be tallied and the results will be presented at the Tuesday, April 11 meeting. Images and scores will be discussed by anyone who cares to comment.

CLUB MEETING CALENDAR

All meetings start at 7PM and are at the Algonquin Township Building, 3702 Northwest Hwy, Crystal Lake in Meeting Room 2. Enter at the back of the building.

February 14	Competition and Show & Tell - for Show & Tell, submit up to 3 JPG images to Rich (richbickham@comcast.net) by Monday, Feb 13 (Competition Images had to be submitted by Sunday, Jan 29)
March 14	Show & Tell - submit up to 3 JPG images to Rich (richbickham@comcast.net) by Monday, March 13
April 11	Competition

CRYSTAL LAKE CAMERA CLUB OFFICERS

See The Club Directory For Contact Information

Co-Presidents	(POSITION OPEN) <u>Judy Jorgensen</u>
Secretary	<u>Kim Walkup</u>
Treasurer	<u>Gail Schulz</u>

YOUR IDEAS MATTER!

Do you have a story, images, trip, post-processing technique, event, etc. that would be good for Camera Club members to know about? Your submissions will make this newsletter valuable! Write it up, and send it to **Steven Szalaj**, **Newsletter Editor** at the email address in the club directory. **Please make your submission by the 22nd of the month.**

CLCC SUPPORT PERSONNEL

Newsletter Editor	<u>Steven Szalaj</u>	Membership	OPEN
Webmaster	Sandy Wittman	Publicity	OPEN
CACCA Delegate 1	Lance Lagoni	Competition Chairman	Rich Bickham
CACCA Delegate 2	OPEN	Competition Assistant	John Williams
Education	Peter Pelke II	Competition Assistant	Ernie Hagenow
Advisor	David Jilek	Small Groups	Maureen Harris
Advisor	Jim Pierce	Outings	OPEN
Facebook Administrator	Scott Migaldi	Refreshments	Larry Swanson
		Librarian	OPEN