

AUGUST, 2023

Crystal Lake Camera Club

Serving Crystal Lake, IL and Surrounding Communities Since 1980

crystallakecameraclub.com



Shoreline

Monochrome by Peter Pelke (see note on Page 2)

Award and *Image Of The Month* for July 2023

EXPLORE THIS ISSUE

Images from the July 2023 DPI Competition	<u>Pg. 2-3, & Pg. 1</u>
Images from the July 2023 <i>Show & Tell</i>	<u>Pg. 4-6</u>
The Future of CLCC	<u>Pg. 7-8</u>
Club Calendar	<u>Pg. 8</u>
CLCC Officers & Your Ideas Matter!	<u>Pg. 8</u>
The Impact of AI Imaging on Personal Photography	<u>Pg. 9-10</u>
Recent Stories About AI Imagery	<u>Pg. 10</u>
Let's Build a New Resource in the Newsletter	<u>Pg. 11</u>
Galleries, Stories and Videos on the Web	<u>Pg. 11</u>
Morton Arboretum: "Of The Earth"	<u>Pg. 12</u>
Two opportunities to show your images	<u>Pg. 13</u>
Art of the Land Photography Contest	<u>Pg. 14</u>
Officers, Newsletter Submissions & Support	<u>Pg. 14</u>

IMAGES FROM THE JULY 2023 DPI COMPETITION

Shoreline

Monochrome by Peter Pelke

Image Of The Month for July 2023

(Note for image on Page 1)

Taken at the Fort Sheridan Forest Preserve beach using a 10-stop neutral density filter - the filter reduces the amount of light to permit a slower shutter speed to create the flowing water seen in the image

Fencerow

Color by Jeff Chemelewski
Award

- Taken in the Barrington Hills area
- Used a focus stacking technique to help insure sharp focus throughout which allows an f-stop of F10, which is generally around the sweet spot of most lenses
- Multiple images are taken with the focus point changing for each image
- The multiple images are then stacked using various software such as Helicon Focus or Photoshop



Goldfinch

Color by Mike McGuigan
Honorable Mention

- Taken in our back yard in Huntley
- Canon 5D Mark III with 70-200 zoom
- Edited in Lightroom and Photoshop
- Fipped image 180 degrees horizontal

IMAGES FROM THE JULY 2023 DPI COMPETITION



Dune Flowers


Color by Jeff Chemelewski
Award

- Taken on the central coast of California, near Pismo Beach
- Hand-held, using an f-stop of f18 to insure sharpness throughout
- Generally, one would focus on a point about 1/3rd into the image or focus on the most important subject (the near flower in this image)
- The background may become a little hazy but this is considered acceptable

Desert Petals

Monochrome by Jeff Chemelewski
Award

- Taken at a botanical garden in the Phoenix area
- Handheld using a mid range f-stop
- When shooting handheld, it is important to have a fast enough shutter speed to avoid camera movement
- Adjusting the ISO setting makes this possible



IMAGES FROM THE JULY 2023 SHOW & TELL



Fel Pro Bridge

by Peter Pelke

The bridge at Fel Pro Park in Cary

Created using an infrared camera

Infrared takes the energy in foliage and turns it various shades of white for an unusual capture which is difficult to determine until the final edit with software.


Flamingo

by Peter Pelke

Captured at the Milwaukee County Zoo

Blacked out the background in Photoshop Elements using the burning tool and a brush with black around the edge of the frame

This eliminates any distracting elements from the image and focuses the viewer's eye on the beautiful colors and textures of the feathers in the flamingo.



IMAGES FROM THE JULY 2023 SHOW & TELL



Hummer
by Linda Hopp



Monarch
by Linda Hopp




Tulips
by Linda Hopp

IMAGES FROM THE JULY 2023 SHOW & TELL



Succulent Center
by Linda Hopp



Hummer Feeder at Sunset
by Mike McGuigan

Taken April '23 in Anthem, AZ
iPhone 14 Pro in Portrait mode
That blurred the wall and bushes in the background



Safari Guide
by Mike McGuigan

Taken in South Africa in 1983
Hluhluwe Game Park
Ekatachrome slide film
Canon AE-1 (or maybe A-1)

“With all the advances in digital editing ... I’ve started playing with old images just to see if some of them can be resurrected into decent shots.”

The Future of CLCC

Notes and News from July 11, 2023

Submitted by Kim Walkup, CLCC Secretary

At the July meeting, thirteen members attended.

DPI COMPETITION

- Sixteen photographs were submitted (10 color and six monochrome) by four entrants with the following results: Average score overall was 22.2, color 22.3, and monochrome 22.2
- Color competition:
 - Award: *Dune Flowers* by Jeff Chemelewski
 - Award: *Fencerow* by Jeff Chemelewski
 - Honorable Mention: *Goldfinch* by Mike McGuigan
- Monochrome competition:
 - Award: *Shoreline* by Peter Pelke
 - Award: *Desert Petals* by Jeff Chemelewski
 - Honorable Mention: *Mystical Birch* by Jeff Chemelewski
- July 2023 Image of the Month: *Shoreline* by Peter Pelke
- Show & Tell
 - Three people shared photos:
 - Peter Pelke: Milwaukee Zoo Flamingo, giraffes, saxophone player street photography, wilted flower bouquet
 - Linda Hopp: Hummingbird, monarch, succulent, tulips
 - Karl Gabbey: Green frog, heron, grasshopper, soapy water bubbles, homeless man street photography
- Group discussed various software: Nik, Topaz and Lightroom. Peter explained the dark background in the flamingo photo using burn and dodge.

OTHER BUSINESS

- Easy Canvas – cost effective framing of photos and regularly have discounts
- Encourage more Before & After sharing
- CACCA was discussed. We have lost members who were involved.
- Missing element for new people – lack of editing software/knowledge; need instruction how to do it – show tips such as black background or layering

ACTION

- Next meeting bring your laptop for small group processing
- Suggestion for newsletter – list links to helpful You tube videos (Doug Frey suggested)
- Using the Home State Bank community room was discussed. It is a smaller space than before. It is not ready to be used yet. We will continue with the room we are currently using.
- Monthly schedule:
 - Monthly meetings will include *Before & After* and *Show & Tell*
 - Competitions are held each October, December, February and April. There is also a final competition for Image of the Year of awards.
- Beginner and Advanced Competitions were discussed. Members felt this might be a good idea, but may complicate it more; needs further discussion.
- FB page and Chat room: Group discussed, and it was decided that the Chat Room will only be for paid members. FB page will still stay open. Doug will put a notice on the FB page that the Chat Room will be for paid members only, with a specific deadline date.

(The Future of CLCC, continued)

- Gail Schulz has been in communication with Cary Dental Associates, who would like to display our photos at the dentist office. 11 x 14 is recommended size. Gail will follow-up with them and inform them of the interest from the group in displaying photos. Are we able to sell them?
- Correction in July Newsletter: Lynda Christopher explained about iPhone, not Linda Hopp.
- The next meeting is August 8, 7PM at the Algonquin Township Building, 3702 Northwest Hwy, Crystal Lake, in Meeting Room 2. Enter at the back of the building.

***Good things are happening at CLCC -
We hope to see many more of you on August 8!***

CLUB MEETING CALENDAR

All meetings start at 7PM and are at the Algonquin Township Building, 3702 Northwest Hwy, Crystal Lake in **Meeting Room 2**. Enter at the back of the building.

August 8	Member Presentations Show & Tell, Before & After
September 12	Member Presentations Show & Tell, Before & After
October 10	Competition Show & Tell, Before & After
November 14	Member Presentations Show & Tell, Before & After
December 12	Competition Show & Tell, Before & After

Show & Tell and **Before & After** have provided some lively, informative conversations for CLCC attendees. Great suggestions for outings and club offerings have come from these activities.

For Show & Tell: submit 3-4 JPG images to Rich Bickham (richbickham@comcast.net) on the **Sunday before the meeting date**.

For Before & After: submit *pairs of JPG images* to Rich Bickham (richbickham@comcast.net) on the **Sunday before the meeting date**. The pairs would include the image as it came out of the camera and the image after post-processing. Be prepared to tell (and even show) the changes that were made.

To Enter the October Competition:

- Only DPI images (JPG) will be accepted for entry (no prints until further notice).
- No more than 2 Color images and 4 Mono images per entrant.
- Maximum JPG image size is 1400 pixels wide x 1050 pixels high.
- The deadline for jpg entries is Sunday, September 24.
- Entries must be sent to Rich Bickham (richbickham@comcast.net) by September 24.
- The judges will be emailed the images on Tuesday, September 26 and will have one week to score the images.
- The judges' scores will be submitted to Rich by Tuesday, October 3.
- Scores will be tallied and the results will be presented at the Tuesday, October 10 meeting.

The Impact of AI Imaging on Personal Photography

Submitted by John Williams

Editor's note: John submitted a request to write an article about the impact of AI on personal photography and our club competitions to Google Bard, Google's AI engine. This is the result. What do you think?

Artificial intelligence (AI) is rapidly changing the world, and photography is no exception. AI-powered tools are now available that can automate many aspects of photography, from taking the photo to editing it. This has the potential to revolutionize personal photography, making it easier and more accessible for everyone.

Here are some of the potential impacts of AI imaging on personal photography:

- *Improved image quality.* AI-powered tools can help to improve the quality of photos in a number of ways. For example, they can be used to reduce noise, sharpen images, and correct color balance. This can lead to photos that are more visually appealing and professional-looking.
- *Simplified editing.* AI-powered tools can also simplify the editing process. For example, they can be used to apply filters and effects with a single click. This can save time and effort for photographers, and make it easier for them to create the desired look for their photos.
- *New creative possibilities.* AI-powered tools can also open up new creative possibilities for photographers. For example, they can be used to generate new ideas for compositions, or to create realistic-looking images that would be impossible to capture with a traditional camera.

Of course, there are also some potential challenges associated with AI imaging in personal photography. One concern is that it could lead to a decrease in creativity, as photographers become more reliant on AI-powered tools. Another concern is that it could make it more difficult to distinguish between human-made and AI-generated photos, which could have implications for photo competitions and other forms of photography contests.

Overall, the impact of AI imaging on personal photography is still uncertain. However, it is clear that AI has the potential to revolutionize the way we take and edit photos. It remains to be seen how this will play out in the long run, but it is an exciting time to be a photographer.

AI Imaging and Fairness in Photography Competitions

The rise of AI imaging is also raising concerns about fairness in photography competitions. If AI-generated photos are indistinguishable from human-made photos, how can judges be sure that they are awarding prizes to the best photographers, rather than the best AI algorithms?

There are a few potential solutions to this problem. One solution is to ban AI-generated photos from photography competitions. However, this would be a drastic step, and it would likely stifle innovation in the field of photography.

(The Impact Of AI Imaging, continued)

Another solution is to develop new judging criteria that take AI imaging into account. For example, judges could be trained to identify AI-generated photos, or they could be given more weight to factors such as composition and creativity, which are more difficult for AI algorithms to replicate.

Ultimately, the best way to ensure fairness in photography competitions is to continue to have a conversation about the issue. As AI imaging technology continues to develop, we will need to find new ways to ensure that photography competitions remain a fair and level playing field for all photographers.

Recent Stories About AI Imagery

Submitted by Steven Szalaj

Why Pope Francis Is the Star of A.I.-Generated Photos

Francis has become a recurring favorite to show in incongruous situations, such as riding a motorcycle and attending Burning Man, in A.I.-generated images. This story has a sampling of AI generated images, and then discusses the engines used to create them.

Click [HERE](#) to read this story.

(From the New York Times, by Kalley Huang, April 8, 2023)



How Easy Is It to Fool A.I.-Detection Tools?

There are tools being developed to detect AI generated images. This story tests some of them with a mixed sampling of real and AI imagery. There are embedded links in the story to take you to the generative tools and the detection tool referenced. Can you tell the difference?

Click [HERE](#) to read this story.

(From the New York Times, By Stuart A. Thompson and Tiffany Hsu, June 28, 2023)



Meet DALL-E, the A.I. That Draws Anything at Your Command

New technology that blends language and images could serve graphic artists — and speed disinformation campaigns.

Click [HERE](#) to read this story.

(From the New York Times, By Cade Metz, April 6, 2022)

Let's Build a New Resource in the Newsletter

At the July meeting, it was suggested that the newsletter have a page that is a quick-reference for online resources to help photographers learn the camera, the art of photography, techniques of image capture, post-processing methods, etc.

If you have particular resources that you reference often when you need a bit of guidance, please share that link with me. Include a short summary of what can be found in the link. The reference can be a video, web page, PDF, or any other format that has an online link. An example might be:

Lightroom (Classic) Tutorial for Beginners 2023 <https://youtu.be/E6QkfOnUkbl>

How to prepare your catalog of images correctly from the start to keep your images safe and find those images later

Send your contributions to me at szjsings@mac.com, I will compile a list, and keep adding to the page each month.

Let's make this a valuable resource for our members! Your contributions are needed!

GALLERIES, STORIES AND VIDEOS ON THE WEB

See Stunning Images of Female Birds, Often Overlooked by Wildlife Photographers

In trying to capture the perfect image of a bird, photographers often focus on the vibrant, attention-grabbing males. The sex frequently neglected by birders and scientists takes the spotlight in the Audubon Photography Awards' Female Bird Prize.

Ansel Adams: Eight of the most iconic photos of the American West

Ansel Adams is one of the giants of 20th Century photography, esteemed for his lush gelatine silver photographs of the national parks that have become icons of the US wilderness. A passionate champion of photography as a legitimate form of fine art, he referred to his most stunning images as his "Mona Lisas". But Adams was also a tireless conservationist and wilderness preservationist who understood the power of a strong image to sway public and political opinion. Ansel Adams' images of national parks from the 30s and 40s are a powerful reminder of the beauty and fragility of the US's natural landscapes, writes author Cath Pound.

The 7 Genres of Bird Photography

When you hear the term "bird photography," do you think of something in particular? Perhaps a fast-flying raptor, or maybe the hummingbird at your feeder that you've been attempting to get for the past two weeks? In fact, there are quite a few different genres of bird photography, and in this article author Jason Polak has broken them down into seven different genres.

Photographer tells story of capturing shy 'spotty' leopard

Photographer Will Burrard-Lucas photographed the wild with self-developed camera traps and long exposures. You can watch a video trailer of the book at: <https://www.blackleopardbook.com/>

Abstract Architecture Photography: Tips To Transform Your Building Shots

When it comes to capturing the details and shapes of architectural structures, knowing what to include and what to leave out are equally important factors. The staff at the magazine Amateur Photographer spoke to three photographers about their abstract approach to architecture photography.

Morton Arboretum Sculpture Show



Mind Eye (2015) by Olga Ziemska
Locally reclaimed wood logs, metal armature Permanent Outdoor Sculpture
RespirArt Sculpture Park, Dolomite Mountains, Italy

Of the Earth

Now Open!

Five large-scale sculptures by Polish American artist Olga Ziemska will be created exclusively for a new exhibition at The Morton Arboretum, **Of the Earth**.

The exhibition will explore the artist's expression and philosophy that, she says, "We are nature." Ziemska said that her aim is to remind people that "everything in life is derived from the same basic elements that form everything in nature, including ourselves. There is no separation." In Polish, Ziemska means "of the earth."

The artist's work will be created from reclaimed tree branches and other natural materials gathered from various locations throughout the Arboretum's 1,700 acres. "I am giving reclaimed natural materials a new life and transforming them from nature into new forms," Ziemska said.



Stillness in Motion (2002) by Olga Ziemska
Locally reclaimed willow branches, wire, metal
armature
Centre of Polish Sculpture, Chapel Gallery,
Oronsko, Poland

TWO OPPORTUNITIES TO SHOW YOUR IMAGES

4th FRIDAYS AT STARLINE

300 W. Front Street

Harvard IL 60033

815-943-4805

4th Friday Event: August 25, 2023

Submission Deadline: Monday, August 14, at 11:59 PM

Fee to Enter: \$25 for 3 Pieces

<https://starlinefactory.com/call-for-art-2/>

The optional theme for August is “Dog Days of Summer.” Themed are not required for participation or awards.

Awards available for the juried show include:

- Best of Show (Art or Photography) \$50 Cash Prize and Starline Medal
- 1st Place for Art (any Artwork but Photography) \$25 Starline Gift Card and Starline Medal
- 1st Place for Photography (any Photography) \$25 Starline Gift Card and Starline Medal
- People’s Choice (Art or Photography) \$25 Starline Gift Card and Starline Medal
- Judge’s Option Honorable Mention (Art or Photography) \$20 Starline Gift Card

Click here for the **SUBMISSION APPLICATION**

Click here for the **PROSPECTUS**

Click here for directions on **HOW TO ENTER ART INTO THE STARLINE 4TH FRIDAY ART EVENT**



4th FRIDAYS ART EVENT AT THE DOLE

401 Country Club Rd

Crystal Lake, IL 60014

815-347-8535

4th Friday Event: August 25, 2023

Submission Deadline for the August 25 Event: Sunday, August 13, by midnight

Non-refundable submission fee: \$35 for up to 5 pieces

Cash Awards:

- Best of Show: \$100 cash, a Featured Artist Solo Show in a 4th Fridays 2023 event.
- Nancy Merklings Choice: \$50 cash
- Kim Holz Memorial Award: \$50 cash
- 5 Honorable Mentions: \$50 cash each
- People’s Choice Award: \$50 cash

Click here for the **PROSPECTUS**

McHenry County Land Conservancy

Art of the Land Amateur Photography Contest

<https://conservemc.org/photo-contest/>

The Land Conservancy of McHenry County (TLC) hosts the Art of the Land Amateur Photography Contest each year to highlight the inspiring natural landscapes found throughout McHenry County.

Once you sign up TLC will match you with a site and send notifications on what's blooming around the county, tips and tricks for taking winning photos, and which invasive species are in bloom that should NOT be photographed.

The contest is open now, and entries must be received on or before Sunday, October 9, 2023. There is a \$10 entry fee. The winning photos will be announced and showcased at the 2023 Art of the Land event in November.

The contest is open to all amateur photographers. "Amateur" here is defined as earning less than a maximum of \$2,000 annually from photographic work. Those under 17 years of age must have permission from a parent in writing.

At this link, there are images of the 2022 winners, and links to purchase all previous image catalogs.

Here's a way to serve our community with your photography!

CRYSTAL LAKE CAMERA CLUB OFFICERS

See The Club Directory For Contact Information

Co-Presidents	(POSITION OPEN) <u>Judy Jorgensen</u>
Secretary	<u>Kim Walkup</u>
Treasurer	<u>Gail Schulz</u>

YOUR IDEAS MATTER!

Do you have a story, images, trip, post-processing technique, event, etc. that would be good for Camera Club members to know about? Your submissions will make this newsletter valuable! Write it up, and send it to **Steven Szalaj**, **Newsletter Editor** at the email address in the club directory. **Please make your submission by the 22nd of the month.**

CLCC SUPPORT PERSONNEL

Newsletter Editor	<u>Steven Szalaj</u>	Competition Chairman	Rich Bickham
Webmaster	Sandy Wittman	Competition Assistant	John Williams
CACCA Delegate 1	Lance Lagoni	Competition Assistant	Ernie Hagenow
CACCA Delegate 2	OPEN	Small Groups	Maureen Harris
Education	Peter Pelke II	Outings	OPEN
Advisor	David Jilek	Refreshments	Larry Swanson
Advisor	Jim Pierce	Librarian	OPEN
Facebook Administrator	Scott Migaldi	Mentor Program	Paul Minkus
Membership	OPEN		
Publicity	OPEN		