

SEPTEMBER, 2022

Crystal Lake Camera Club

Serving Crystal Lake, IL and Surrounding Communities Since 1980
crystallakecameraclub.com



Grigsby Sunset

by Jeff Chemelewski (see information on page 3)

EXPLORE THIS ISSUE

Club Calendar	<u>Pg. 2</u>
The Future of CLCC	<u>Pg. 2</u>
Images & Commentary from the August Show & Tell	<u>Pg. 3-7</u>
Open House Chicago	<u>Pg. 8</u>
<u>Photo Trek 2023 Opportunity</u>	<u>Pg. 9-10</u>
Equipment for Sale - UPDATED LIST	<u>Pg. 11</u>
Two IN-PERSON Opportunities to Show Your Art	<u>Pg. 11</u>
October Competition Information	<u>Pg. 12</u>
Chicago Architecture Tour Survey Results	<u>Pg. 12</u>
Galleries And Stories On The Web	<u>Pg. 13</u>
Club Officers, Support Personnel	<u>Pg. 13</u>
Your Ideas Matter! (Newsletter Submissions)	<u>Pg. 13</u>

LOOKING AHEAD - CLUB MEETING CALENDAR

CLCC meetings are always on the first Tuesday of each month at 7 p.m.

Competitions are always at the February, April, October and December meetings.

September 6, 2022	This meeting will again be online, due to the repair work taking place at Home State Bank. See Zoom login info in <i>The Future of CLCC</i> below
October 4, 2022	Competition: See Information on <u>Page 12</u>
November 1, 2022	TBA
December 6, 2022	Competition, location TBA

The Future of CLCC

Notes and News from June-July, 2022

Submitted by Steven Szalaj

On August 2 we met online due to the flooding and subsequent renovations at Home State Bank. The Show and Tell presentation included over 30 images from seven members. We discussed the following:

- The Community Room at HSB will not be available for several more months
- Several people are exploring other possibilities for in-person meetings, including Crystal Lake Park District buildings, Crystal Lake Library, the Community Foundation of McHenry County building and places in nearby towns.
- We discussed several ideas for group outings, including visiting a flower farm, the Illinois Railway Museum and Chicago Architecture Center tours. Several are working on planning these events.
- The results of the survey about the Chicago Architecture Center tours is on Page 12.
- We also discussed having a “targeted shoot” as a monthly activity.
- **Near-Future needs of CLCC:**
 - **Secretary - Royal needs to give up this position by the end of September**
 - **President & Vice President - Rich and Judy would like to step back from these positions**
- **The Club needs people to keep it organized and moving forward - please consider one of these positions. Your leadership is valued and essential to CLCC’s future.**

Zoom Login for September 6 Meeting

<https://us02web.zoom.us/j/82670792541?pwd=OCtVMG1maFZRenVJOXpLT3R0NFIBZz09>

Meeting ID: 826 7079 2541

Passcode: 975409

If you have yet to pay your 2022 dues, please mail a \$25 check to our new CLCC Post Office Box:
Crystal Lake Camera Club
PO Box 2193
Crystal Lake, IL 60039-2193

Do you have an experience, a technique or and expertise you can share with CLCC? Send your suggestions to **Judy Jorgensen** (jjorgensen43@gmail.com), or any board member. Your contributions make our club experience richer!


IMAGES FROM AUGUST SHOW & TELL

Images and commentary by Jeff Chemelewski

Grigsby Sunset (Cover image), taken using photo stacking with my Nikon850, 24-70mm lens, f8, 1/50 with approximately 15 separate images combined with Helicon. The sun did have some minor rays but I enhanced them with Luminar software and also used a soft focus filter to give the photo a mystical feel.

Marsh Marigolds are the first wildflower to appear after a prairie burn. This image required focus stacking as the foreground flowers were directly in front of me. It was shot with Nikon 850 at f9, 1/125, iso100, 24-70mm lens and combined approximately 15 photos merged with Helicon software.

Sun Explosion - While I was trying to get to a property before sunrise, I got there just in time to set up tripod and shoot this image. It was taken with a Nikon D850 with a 24-70 lens at f14, 1/50 and iso 500. The sunburst was over within 5 minutes so sometimes one needs to work quickly and just the shot. The rest of the day was overcast.



Marsh Marigolds at Grigsby



Sun Explosion


Images from August Show & Tell, Continued

Images and Commentary by Peter Pelke

Pine Path taken at the Morton Arboretum.

Fuji X-T3 f/14, 1/26, ISO 800, Exposure Compensation -1.3 Stops at 18mm focal length

Post Processing: Photoshop Elements using the DXO NIK Color EFEX Pro 4 plug in



Pine Path

Radiator Flowers



Radiator Flowers was taken during the Still Life Workshop with Nancy Merklings at the Dole in Crystal Lake.

Fuji X-T3, f/5.6, 1/4 sec., ISO 160, at 29mm focal length

Post Processing in Photoshop Elements with the DXO NIK Analog EFEX Pro 2 plug in

*Images from August Show & Tell, Continued**Wind at Our Back***Images and Commentary by Jeff Larsen**

Wind at Our Back was taken at a farm located between Dodgeville and Spring Green, Wisconsin. Their contrast against the winter snow caught my eye. As most animals do, they had turned away from the cold wind. Taken with my Nikon D500 but with a 70-200mm lens. Perched on a tripod at 160mm, f/11, ss 1/125 and ISO 100. There was a comment during our show and tell that I might have considered eliminating the branches in the foreground. I preferred to include them in order to suggest a hidden viewing perspective. And that's the way I remember the experience.



Retired Millstone is one of several millstones curated by one of the owners of the Hyde Mill in Ridgeway, Wisconsin. A rich patina has developed over the years. I love the richness of colors created by the lichen. A deep January snow cover improved the background. The camera was a Nikon D500 mounted with a 16-80mm lens. Shot at 44mm on a tripod. F/2.8, SS 1/30, ISO 200.

Retired Millstone

*Images from August Show & Tell, Continued***Images and Commentary by Ken Farver**

I attended the EAA Fly In at Oshkosh on July 25-26. This was my first time attending. Over 600,000 people attended. The runway is two miles long. People set their chairs up along the flight line in the morning to hold their position for the 2pm air show. I was able to connect with Joe Norton and he let me join him along the flight line. I used my Sony A1 mirrorless camera with the 100-400mm lens on Monday. I used the 200-600mm lens on Tuesday. Adobe Lightroom doesn't show if I placed the camera in APSC mode (which I may have done at times). This is the same as using a crop sensor camera.

I generally use the Clarity slider in Lightroom and I boosted the shadows in these photos to show the detail under the wings. I used auto white balance and normal exposure. If you have a 400mm lens the minimum should be 1/400, a 200mm lens would be 1/200 and a 100mm lens would be 1/100. A crop sensor camera needs 1.5 times more and the high mp cameras also need higher shutter speeds. You need to be closer to 1/125 for a shutter speed to show a blurred propeller. You'll notice the propeller is not completely blurred as I didn't get down to 1/125. I think when I tried to get that low the plane was too blurry for my hand holding.

Click for more information about this year's [EAA Fly In at Oshkosh](#).



1/500 at F9.0, ISO 200
Sony A1, 100-400mm @400mm
Cropped a little
Clarity +53



1/320 at F11, ISO 200
Sony A1, 100-400mm @400mm
Cropped a little
Clarity +44
Shadows +66



1/200 at F14, ISO 200
Sony A1, 200-600mm @600mm
Cropped a little
DeHaze +83
Clarity +22

Images from August Show & Tell, Continued

Images and Commentary by Royal Pitchford

Sunrise - Montreal: Shot with a Lumix (Panasonic) DC-GH5 mirrorless camera (a micro 4/3 system) paired with an Olympus 12-40 mm (1 : 2.8) PRO lens. Note that both Panasonic and Olympus offer micro 4/3 systems and their lenses are interchangeable. I like the Olympus PRO lenses -- professional quality, with a constant maximum aperture throughout the zoom range and a lens clutch, which allows you to slide the focus ring back for manual focusing, or forward for auto focusing.



Sunrise - Montreal

Comparing 4/3 systems to full frame (35mm) cameras, the cropped sensor effectively doubles the focal length of the 4/3 lens compared to full frame lenses. In other words, the Olympus 12-40mm is approximately equivalent to 24-80mm lens designed for a full frame camera.

Metadata for this image: Manual settings and manual focus

f/7.1 at 1/125 second

ISO: 200

Focal length: 40mm (35mm equivalent: 87mm)

Processing: Slight increase in exposure and sharpness; small crops on sides and top of image

Note: This was shot from a hotel window through glass and a window screen, which looks like raster if you look closely.

Notre Dame Basilica Cathedral - Montreal: Shot with a Lumix (Panasonic) DMC-GF7 mirrorless camera (another micro 4/3 system) paired with a Lumix G-series 12-32mm (1 : 3.5-5.6) lens. This is a small camera and a compact lens that make a good travel kit. Note that I have four Lumix micro 4/3 cameras of different sizes and sophistication, but all can use the same interchangeable lenses.

Metadata for this image: Aperture priority settings and auto focus.


f/3.6 at 1/13 second

ISO: 1600

Focal length: 13mm (35mm equivalent: 28mm)

Processing: Slight decrease of exposure; small crops on sides and top of image

Note: This was shot from organ loft of the cathedral.



Notre Dame Basilica Cathedral - Montreal

Open House Chicago

Submitted by Steve Szalaj

Every October, the Chicago Architecture Center (CAC) hosts **Open House Chicago** - a free public festival that offers self-guided history and architecture trails throughout Chicago, talks and programming, and behind-the-scenes access to architecturally, historically and culturally significant sites across the city.

Open House Chicago (OHC) is one of the largest events of its kind in the world. This year's **in-person site visits occur on October 15 and 16**, with extended programming and city-wide self-guided tours available for the entire month of October.



This year's program highlights more than 20 Chicago neighborhoods, North Shore suburbs and Oak Park, with 10 self-guided tours, outdoor exploration on themes including community engagement, green spaces, historic preservation, residential architecture and more. OHC 2022 also includes a broad array of talks and virtual programs, as well as tips and itineraries for exploring shopping, dining, and other attractions in each neighborhood.

When you participate in the in-person site visits on October 15-16, there are CAC docents and volunteers to guide you into most places. Some sites are places that are not usually open to the public, such as the Cliff Dwellers Club which offers spectacular views of Lake Michigan and Millennium Park. Other sites, that usually require an entrance fee, have free access. It is a great way to get unusual views of the city, its architecture and stunning, rarely seen spaces.

For more information see the [Open House Chicago web site](#). Right now, you can enjoy archives of OHC since 2015. Especially check out the pre-pandemic years. This is where you'll find this year's site list when it is finalized.

There is an app to help guide your explorations. Chicago Architecture Center members get exclusive perks.




Photo Trek 2023 Opportunity: Greater Prairie Chickens

Submitted by Joe Norton

Where: **Prairie Ridge State Natural Area, Newton, Illinois**

Date: April 04, 2023 – Tuesday - One Blind (for up to 6 participants)

Date: April 11, 2023 – Tuesday - One Blind (for up to 6 participants)

Date: April 12, 2023 – Wednesday - One Blind (for up to 6 participants)

Background: I had the opportunity to participate in this photo opportunity with Illinois Audubon this past April. I was quite taken with viewing these Greater Prairie Chickens and being able to photograph them during their courting rituals. See example images. They are quite colorful, fun to watch and photograph, and even captured “visiting” Northern Harrier(s).



Renting of Blinds: The Prairie Ridge State Natural Area in Newton, IL is not open to the public. Many of the tracts of land are interspersed with private land. The Greater Prairie Chicken and their “lex” at Prairie Ridge SNA has been the focus of research to protect and assist in the regeneration of the Illinois Greater Prairie Chicken population. The viewing blinds are used primarily for research purposes. However, with coordination provided by the Illinois Audubon, these blinds are made available for a nominal rental fee for viewing by birders and photographers over three weeks each year during Prairie Chicken courting and mating season. The only place with parking and walking access is Illinois Audubon Society’s Robert Ridgway Grassland Nature Preserve. There is a parking lot and a mowed trail that takes you out into the prairie and around the wetland.



Fees for the renting of the blind go directly to the Prairie Ridge State Natural Area Greater Prairie Chicken Research Program.

What you can expect: The blinds have room for up to six photographers, with seating on bench seats. There are two rows of viewing ports in these wooden blinds. One row at seated height, and one row at standing height. These viewing ports are not overly large. They will not accommodate sticking a large prime lens, such as a 600mm or 400mm prime lens thru them. They are large enough for 200mm-600mm lens, or a 150mm to 600mm lens and smaller lens. I was able to project my 200mm-600mm lens thru the viewing ports, and actually “bench rest” my lens on the viewing port, so tripods and mono pods were not needed. There is no room in the blinds to set up tripods, so leave them home.

(Photo Trek 2023, *concluded*)

The blinds are situated to be directly facing the “lex”, with the sunrise at our backs. With good sunrise light the photography is outstanding. I did not need to attach a lens hood to my lens.

You can expect the temperatures to be in the 30s to 50’s.

An important thing to bring is **WATERPROOF** boots. The walk to the lex is very muddy and there will be standing water. You do not want to sit for 3 hours with wet, muddy, feet.

I and others who participated this past April stayed overnight at the Cobblestone Inn, Hwy 33 & Gregory Dr, Newton, IL 62448, due to the early morning start to get to the blinds and settle in before sunrise.

Newton, IL is about a two-hour drive from Decatur, IL where I live, and about a 5-hour drive from the Crystal Lake area. Another reason to drive to arrive the night before is to get a good night’s rest for an early morning start.

On the morning of the trip to the blinds, everyone meets at the Cobblestone Inn, Hwy 33 & Gregory Dr, Newton, IL 62448 by NO LATER THAN 4:30 a.m. We will leave shortly thereafter, caravanning to the parking lot where we will park and then walk to the blinds. We must be in the blinds and settled before sunrise. Limit your intake of liquids in the morning as we will be in the blinds until approximately 9:00 a.m. (you can delay check-out of your hotel until after the trip if it suits your itinerary). There will be some snacks available for you to take with you to the blinds (sorry, no coffee).

Scheduling: You will notice that I have reserved a blind for April 4th, and the 11th and 12th in 2023. I have commitments to participate from 7 people so far. These participants have opted to visit the Greater Prairie Chicken blinds for one morning, on one day, or two mornings a week apart, or two mornings on consecutive days.

Fees: The blind fee, i.e. donation to the Prairie Ridge State Natural Area, is \$300.00 for the blind, per day, for up to six viewers / photographers. It is not required that every seat in the blind be used by a photographer. Viewers along with photographers are welcome. The cost for the blind will be shared equally by the participants for that day. So, if six participants schedule for a blind day, then the cost per participant will be \$50.00.

Note: I will be participating on each of the three blind days scheduled.

Contact Information: Anyone interested in participating in this opportunity in April 2023 to photograph Greater Prairie Chickens at Prairie Ridge State Natural Area can contact Joe Norton at:

Joe Norton
joenorton@joenorton.com
630-715-1094



EQUIPMENT FOR SALE - UPDATED LIST

CLCC member **Teresa Baber** is selling the photo equipment listed in [this PDF](#) posted on DropBox. New items have been added; sold items are removed. Equipment listed includes digital and film cameras, lenses, camera bags, light meter, etc. Contact Teresa via email at tmbaber@gmail.com, or call 815-355-1608 and leave a message. Calls will automatically be sent to voicemail; Teresa will return your call.

TWO IN-PERSON OPPORTUNITIES TO SHOW YOUR IMAGES

4th FRIDAYS AT STARLINE

300 W. Front Street
Harvard IL 60033
815-943-4805

4th Friday Event: September 23, 2022

Submission Deadline: Monday, September 12 at 11:59 PM

Fee to Enter: \$25 for 3 Pieces

<https://www.starlinefactoryartists.com/4th-fridays/4th-fridays-call-for-art>

The optional theme for August is "Nautical." Themes are not required for participation or awards.

Awards available for the juried show include:

- Best of Show (Art or Photography) \$50 Cash Prize and Starline Medal
- 1st Place for Art (any Artwork but photography) \$25 Starline Gift Card and Starline Medal
- 1st Place for Photography (any photography) \$25 Starline Gift Card and Starline Medal
- People's Choice (Art or Photography) \$25 Starline Gift Card and Starline Medal
- Judge's Option Honorable Mention (Art or Photography) \$20 Starline Gift Card

Click here for the **SUBMISSION APPLICATION**

Click here for the **PROSPECTUS**



4th FRIDAYS ART EVENT AT THE DOLE

401 Country Club Rd
Crystal Lake, IL 60014
815-347-8535

Remaining Dates for 2022: September 23, October 28

Submission Deadline for the September 23 Event: Sunday, September 11 by midnight

Non-refundable submission fee: \$50 for up to 5 pieces

<https://nancymerkling.com/4th-fridays/4th-fridays-at-the-dole/>

Cash Awards:

- Best of Show: \$100 cash, a Featured Artist Solo Show in a 4th Fridays 2022 or 2023 event.
- Nancy Merkling Choice: \$50 cash
- 4th Fridays Team Choice: \$50 cash
- 3 Honorable Mentions: \$50 cash each
- People's Choice Award: \$50 cash

Click here for the **PROSPECTUS**

OCTOBER 4, 2022 COMPETITION INFORMATION

The October 4 meeting will be a Zoom meeting.

Only DPI images (jpg) will be accepted for entry (no prints).

Maximum jpg image size is 1400 pixels wide x 1050 pixels high.

The deadline for jpg entries is Sunday, September 18 – entries must be sent to richbickham@comcast.net by this date.

The judges will be emailed the images on Tuesday, September 20 and will have one week to score the images.

The judges' scores will be submitted to Rich by Tuesday, September 27.

The scores will be tallied and the results will be presented at the Tuesday, October 4 meeting.

RESULTS OF CHICAGO ARCHITECTURE CENTER TOURS SURVEY

Submitted by Steven Szalaj

Twelve members responded to the survey. If you did not respond and you would like to, you can access the survey at this link:

<https://forms.gle/jSNUirdhAMhLAqnb7>

67% of the respondents were interested in both a boat tour and a walking tour.

33% were interested in a walking tour.

The most popular times for a **boat** tour (respondents could choose more than one response):

1. Monday before 5PM (50%)
2. Tuesday and Wednesdays before 5PM (48% each)
3. Sunday before 5PM (33%)
4. Thursday before 5PM and any other time (17% each)

The most popular times for a **walking** or **building** tour (respondents could choose more than one response):

1. Saturday (33%)
2. Thursday (25%)
3. Monday (18%)
4. Sunday, Friday and Wednesday (8% each)

75% preferred a **walking** or **building** tour before noon (other times were significantly less)

“Historic Treasures” was the tour most often indicated, though there were quite a few others. Several said that they all sound great!

Other suggestions for the trip included: organize ride sharing, or commute by train together; bring a companion on the boat tour, but limit the walking tours to club members only.

Thanks for those who responded to this survey so far.

Look for more information in the coming weeks about these tours, as plans are being made!!

GALLERIES, STORIES AND VIDEOS ON THE WEB

The Life of a Photograph by Sam Abell


This is a video of an inspiring lecture by the American photographer presented at Optic 2017, an event by B&H Photo Video. Here is the link to [Sam Abell's personal web site](#). Recommended by Teresa Baber.

Photography's Delightful Obsessives

Observations from an exhibit at the Metropolitan Museum of Art (NY, NY) exploring the images of [Bernd and Hilla Becher](#), who turned Machine Age monuments into alluring collectibles.

Those pointless, boring photos have beauty, purpose behind them

Lake Michigan serves as an inspiration to many in myriad ways: a story by Chicago Tribune's Christopher Borelli about why people take so many photos of Lake Michigan. Link leads to a PDF posted on DropBox. Recommended by Sandra Wittman.



CRYSTAL LAKE CAMERA CLUB OFFICERS

See The Club Directory For Contact Information

Vice Presidents	Rich Bickham Judy Jorgensen
Secretary	Royal Pitchford
Treasurer	Gail Schulz

YOUR IDEAS MATTER!

Do you have a story, images, trip, post-processing technique, event, etc. that would be good for Camera Club members to know about? Your submissions will make this newsletter valuable! Write it up, and send it to [Steven Szalaj](#), **Newsletter Editor** at the email address in the club directory. **Please make your submission by the 15th of the month.**

CLCC SUPPORT PERSONNEL

Newsletter Editor	Steven Szalaj	Publicity	OPEN
Webmaster	Sandy Wittman	Competition Chairman	Rich Bickham
CACCA Delegate 1	Lance Lagoni	Competition Assistant	John Williams
CACCA Delegate 2	OPEN	Competition Assistant	Ernie Hagenow
Education	Peter Pelke II	Small Groups	Maureen Harris
Advisor	David Jilek	Outings	Andy Gruber
Advisor	Jim Pierce	Refreshments	Larry Swanson
Facebook Administrator	Scott Migaldi	Librarian	OPEN
Membership	OPEN	Mentor Program	Paul Minkus