

DECEMBER, 2021

Crystal Lake Camera Club

Serving Crystal Lake, IL and Surrounding Communities Since 1980



Trichome (white appendages) and stomata (purple pores) on a southern live oak leaf

by Jason Kirk, Baylor College of Medicine (Houston)

First Place in the Nikon Small World 2021 Photomicrography Competition

See "Small World Competition" on page 7

EXPLORE THIS ISSUE

Studio Lighting by Jim Pierce	Pg. 2
Club Calendar	Pg. 3
Call For New Leadership	Pg. 4
Camera Club Officers' Roles	Pgs. 4 - 6
Support Personnel	Pg. 6
Club Officers	Pg. 6
Your Ideas Matter! (Newsletter Submissions)	Pg. 6
Small World Competition	Pg. 7
A Navy Medic Reflects On His Time in Afghanistan	Pg. 8
February Competition Information	Pg. 9

Studio Lighting by Jim Pierce

Notes on His November Presentation

Submitted by Peter Pelke II

847.346.9957

www.peter-pelke.pixels.com

(Editor's Note: Images in this story are samples of Jim's work from his website, cldowntownphoto.com)

The presentation for the November 2021 meeting of the Crystal Lake Camera Club (our first in-person meeting in over a year!) was *Studio Lighting*, by Jim Pierce of Downtown Photo in Crystal Lake. Jim began by describing that all light is the same regardless of origin (sunlight, flash, etc.). Light is the *medium* a photographer uses; the *canvas* is the subject, person, object, mountain, whatever you have decided to photograph. Ansel Adams understood how to paint a subject with light. He studied the best locations to place his camera for the sun to provide the outstanding light seen in his images. Studio light allows the photographer to manipulate the light to create the image desired.

Studio lights have a number of modifiers to create different kinds light. The first one most people learn are umbrellas, which are difficult to control since they throw light

everywhere. Jim prefers the softbox because the light is not harsh and the edge light can be used to give definition and form in the subject. The edge light combined with effective use of shadows can shape people's faces and provide clarity and depth. Using one studio strobe and a reflector can add some light to the opposite side of the face. This further enhances the definition to the facial contours. Think of this as a triangle between the light, the subject and the camera. Moving around the subject can create different perspectives and moods within the frame. If you are going to use more than one light, always use only one flash as the main light. Never change the power output on that flash; only change the power level on the fill/accent/kicker flash.



Shutter speed does not matter. Choose 1/125 or 1/250. Jim prefers f/18 for more depth of field in the image. It is easy to create bokeh or blur in Photoshop, but hard to remove it once it is in camera. White balance is set to "flash." However, if you shoot in RAW, you can change the white balance in post for a warmer flesh tone if needed.



To create a Hi Key image, place the flash directly behind the subject, with white surrounding the subject. Then place a reflector in front of the subject to add some highlight detail. Use the histogram on the camera to ensure you have enough data in the tones to work with in post processing.

Jim spoke at length about posing individuals. Weight forward is a strong, “masculine” pose. A more graceful, “feminine” pose is typically with the weight to the back. Females also tend to look better with an “S” curved posture within the frame. Remember: whatever is closer to the camera will be bigger in the image. Most people have one larger eye and that is the “best” side. Move around the model to create different images instead of moving the model. When using hands next to the face, only show the sides of the hands and keep them behind the chin. Clothing should

be darker earth tones, but definitely not bright red or yellow, and no stripes, plaids or patterns. Look for symmetry in the person’s face. The goal is to make the person look good!

Jim Pierce can be contacted at:

Downtown Photo

7105 S. Virginia Rd, Suite 19

Crystal Lake, IL 60014

815 788 9100

downtownprophoto@sbcglobal.net

clowntownphoto.com



LOOKING AHEAD - CLUB MEETING CALENDAR

CLCC meetings are always on the first Tuesday of each month at 7 p.m. and will remain Zoom meetings until it is safe to meet in groups. Before each meeting, members are sent the Zoom login information by CLCC Secretary, Royal Pitchford.

Competitions are always at the February, April, October and December meetings.

December 7, 2021

Competition (Submission deadline is past)

January 4, 2022*

To Be Determined

February 1, 2022*

Competition (See submission guidelines on Pg. 9)

March 1, 2022*

To Be Determined

(*) If these meetings are held (see Page 4, bold sentence in the top article)

IMPORTANT NOTE FROM YOUR CLUB OFFICERS

CALL FOR NEW LEADERSHIP

This is an election year for the CLCC Board. We need some new and fresh people to step up and assume leadership roles. The current group has been running things for three years now and would like to step down. This club is run *by us for us*. We need new people to keep things moving along. It seems only right that we take turns doing the work that keeps it running.

We need people to fill several roles:

- President OR Co-Presidents
- Treasurer
- Recorder/computer operator for competitions
- Speaker coordinator

For a description of the work that needs to be covered by these position, see the story below.

If no one steps forward to take on these leadership roles beginning in January, 2022, then December will be the club's last meeting, ending a run of over four decades.

Contact one of the current board members if you are interested in a leadership position. You can click a name below. We thank you for your help!

[Rich Bickham - Vice President](#)

[Judy Jorgensen - Vice President](#)

[Andy Gruber - Treasurer](#)

[Royal Pitchford - Secretary](#)

Camera Club Officers' Roles

Here's what's needed to keep CLCC going strong!

Submitted by Rich Bickham, Peter Pelke II, Royal Pitchford, Andy Gruber, & Judy Jorgensen

The Crystal Lake Camera Club needs to fill three offices as soon as possible—President; Vice-President; and Treasurer. The offices of President and Vice President could be shared by two people as co-officeholders.

President and Vice-President each have specific responsibilities, described below. However, it is our suggestion and hope that some club members will volunteer to assist them as coordinators for specific tasks.

Other officers publish the monthly newsletter, serve as secretary, serve as CACCA delegate for inter-club competitions, coordinate membership, coordinate small groups, coordinate outings, and more. The club can survive and grow if we work together.

Special Note: Due to the pandemic, we currently do not have access to the Community Room at Home State Bank. Club officers will need to stay in touch with the Bank to learn if and when we may return. It may become necessary to find another venue. IF SO, ALL CLUB MEMBERS ARE INVITED TO SUGGEST OTHER POTENTIAL MEETING SITES.

What needs to get done

At present, all club-related tasks are split between two vice presidents and other CLCC officers and willing hands working together to see that operations continue in a smooth and efficient manner. It is important to keep that steady flow moving.

President and Vice President plus other officers and various Coordinators will need to cover these responsibilities:

In-Person Meetings:

- Coordinate with HSB regarding room usage and other issues.
- Pick up and return key at Home State Bank (HSB) on day of meeting.
- Change regular meeting date when calendar conflicts occur (for example, when the Home State Bank or other venue is used as a polling place on election day).
- Arrange room – tables/seating – for CLCC use, and afterward clean up and return to prior setup.
- Organize area as required for presentations according to speaker/presenter needs.
- Arrange concierge table—where members pick up name tags, visitors sign in, attendees find information (brochures/flyers) of interest to photographers.
- Store, transport and set up sound system.
- Host the meeting or ask a volunteer to host.
- Set up and conduct competition on five nights each year—October, December, February, April, and print-of-year award in May.
- This includes light box, computer for DPI, check-in table, passing prints and recording scores.
- NOTE: Currently competitions are handled by a team of volunteer coordinators.
- Award winning images are provided to CACCA. If in-person competitions are held at CACCA, the Club's CACCA Delegate will carry the prints to CACCA.
- Thank Larry for donuts.

ZOOM Meetings:

- Change regular meeting date when calendar conflicts occur.
- Host the meeting or ask a volunteer to host.
- Conduct competition on five times each year—October, December, February, April, and *Image-of-the-Year* award in May.
- This includes arrange for judges, solicit image files from members & send to judges, collect scores from judges, present images & scores to meeting participants.
- NOTE: Currently competitions are handled by a team of volunteer coordinators.
- Award winning images are provided to CACCA. If in-person competitions are held at CACCA, the Club's CACCA Delegate will send the JPG files to CACCA.

Monthly Background Tasks—many of these have historically been handled by volunteer coordinators:

- Meet with other club leaders, as needed.
- Write the President's column for the newsletter.
- Maintain CLCC member/visitor database.
- Recruit additional help as needed.
- Recruit coordinators to manage education, small groups, outings, webpage, etc.
- Receive and send club emails (likely will be assisted by Secretary for emailing to club).

- Communicate/coordinate with CACCA, other clubs, and community on variety of topics, as necessary.
- Recruit competition judges – previously done by Lyle Anderson, but he is no longer available.
- Recruit speakers/presenters on various topics of photography interests. HOWEVER, all club members are invited to present a topic, or suggest ideas for programs and presenters.
- Set up yearly calendar of events, in conjunction with other officers and coordinators.
- Communicate with members and visitors at meetings and through email on various types of CLCC information.
- Provide leadership to engage club members, in sharing ideas about photography and the club.

Everyone

Be social. This is a social event. Talk with members/nonmembers about what you're doing and what they're doing with their photography. Share a new technique, tell about a new lens or a new place to shoot or an upcoming club outing.

Write a newsletter article—share what you know or why you do photography.

This is open to everyone!

LET'S WORK TOGETHER TO KEEP CLCC GOING!

CRYSTAL LAKE CAMERA CLUB OFFICERS

See The Club Directory For Contact Information

Vice Presidents	<u>Rich Bickham</u> <u>Judy Jorgensen</u>
Secretary	<u>Royal Pitchford</u>
Treasurer	<u>Andy Gruber</u>

YOUR IDEAS MATTER!

Do you have a story, images, trip, post-processing technique, event, etc. that would be good for Camera Club members to know about? Your submissions will make this newsletter valuable! Write it up, and send it to [Steven Szalaj](#), **Newsletter Editor** at the email address in the club directory. **Please make your submission by the 15th of the month.**

SUPPORT PERSONNEL


See the Club Directory for Contact Information

Past Presidents	Al Popp, Chuck Rasmussen	Membership	OPEN
Newsletter Editor	<u>Steven Szalaj</u>	Publicity	OPEN
Webmaster	Sandy Wittman	Competition Chairman	Rich Bickham
CACCA Delegate 1	Lance Lagoni	Competition Assistant	John Williams
CACCA Delegate 2	OPEN	Competition Assistant	Ernie Hagenow
Education	Peter Pelke II	Small Groups	Maureen Harris
Advisor	David Jilek	Outings	Andy Gruber
Advisor	Jim Pierce	Refreshments	Larry Swanson
Facebook Administrator	Scott Migaldi	Librarian	OPEN
		Mentor Program	Paul Minkus

NIKON SMALL WORLD PHOTOMICROGRAPHY COMPETITION

Submitted by Steven Szalaj, Newsletter Editor

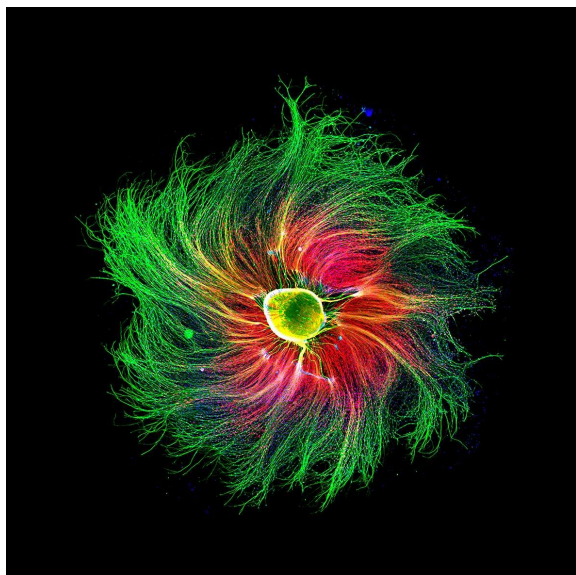
This past September, Nikon Instruments Inc. unveiled the winners of the 47th annual **Nikon Small World Photomicrography Competition**. This competition first began in 1975 as a means to recognize and applaud the efforts of those involved with photography through the light microscope. Since then, Small World has become a leading showcase for photomicrographers from the widest array of scientific disciplines. The video competition, entitled **Small World In Motion**, encompasses any movie or digital time-lapse photography taken through the microscope. These are open to anyone with an interest in microscopy and photography. **Here's this year's Top Twenty**. Also shown are Honorable Mentions and Images of Distinction. Below are some samples from this year's entries. Click an arrow next to an image for more information. Even though most of us will never be able to shoot like this, the images and the techniques for processing these images make interesting reading.



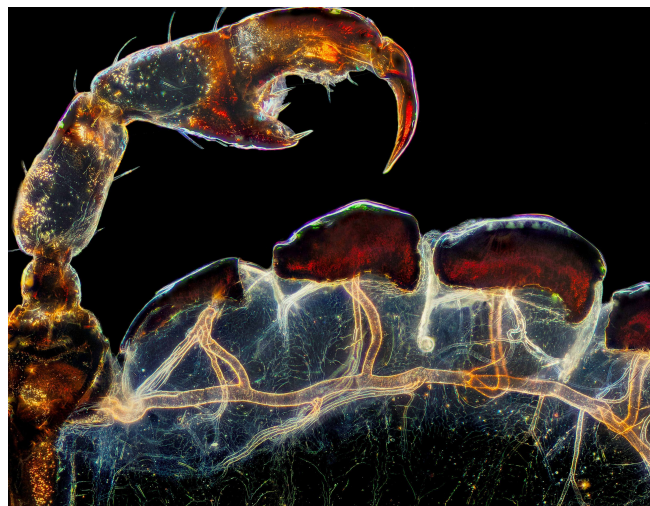
Snowflake
by Dr. Joern N. Hopke (USA)



Vein and scales on a butterfly wing
by Sébastien Malo (France)



Sensory neuron from an embryonic rat
by Paula Diaz (Chile)



Rear leg, claw, and respiratory trachea
of a louse
by Frank Reiser (USA)

GET READY FOR THE FEBRUARY COMPETITION!

Our next intra-club competition will take place for the February 1, 2022 meeting, if held. Here's what you need to know:

- As in December's competition, this is all digital--no prints. You may submit up to three (3) color images and three (3) monochrome images.
- The size limit for competition entries is 1400 pixels wide x 1050 pixels high
- We ask members to submit their entries well ahead of the meeting, as we did for the December meeting. ***Please submit entries to Rich Bickham by Sunday, January 16.***
- Each judge will review and score the entries "off line" and provide results to Rich Bickham before the meeting. Scores will be tabulated for each image and all images and scores will be presented during the meeting.
- At the February 1 meeting, we will view the images and scores, and then review them with open discussion by anyone who cares to comment.
- **Send your entries no later than January 16 to Rich Bickham at richbickham@comcast.net.**

NEWSLETTER CONTENT THOUGHTS

- ❖ Have you seen an interesting use of photography "in the wild" (i.e., when you are just out and about)? Tell us about the images, and how they were used!
- ❖ Have you been to a photography show, either in person or online? Share what you saw!
- ❖ Have you traveled lately? Show us your photos!
- ❖ Have you read about a new technique? Tell us how to do it!
- ❖ Do you have a favorite photographer? Get us excited about them!
- ❖ Do you have a particular kind of photo you like to take? Show us images and tell us why!
- ❖ Did you attend a workshop? Give us a summary of what you learned!
- ❖ Dig through your photos and explore how your work has grown, then share it with us!
- ❖ Have you read a particularly useful book or article? Let us hear about it!
- ❖ Are you meeting with other club members just to chat? Let us know when and where!
- ❖ Have you entered a competition? Tell us about your experience!

You Ideas Make the Crystal Lake Camera Club
and this newsletter
Valuable to all of us!