



Crystal Lake
CAMERA CLUB

Crystal Lake Camera Club Newsletter

Serving Crystal Lake, IL and Surrounding Communities Since 1980

September, 2017

Issue 2017-09



Camouflage © 2016, Roger Willingham

WHAT'S IN THIS ISSUE



Front Page Image - Roger Willingham



Table of Contents
Club Officers & Support Staff
Club & Meeting Information



Presidents' Column
Editor's Column
War Reenactment Photographs



Bye Bye NIK - Sandra Wittman
Know Your Club Members - Paul Litke
Tenth Annual Worldwide Photowalk - Sandra Wittman



Random Photography Topics: Vivian Maier



2017 PSA Newsletter Contest Results - Rich Bickham



Tip of the Month
Links of the Month
Iceland Presentation - Jeff Chemelewski



Iconic Photograph of the Month - Rich Bickham



CLCC Art Exhibit at Dole Mansion - Peter Pelke II
Humor



Reader Feedback
Help Wanted & Opportunities
For Sale or Wanted for Purchase
September Meeting Show & Tell



Mentor Program - Paul Minkus
Small Groups Update
Upcoming Non-Club Events & Photo-Ops



Club Calendars

© 2016, Rich Bickham

2017 CLCC Officers

Co-President [Al Popp](#)
Co-President [Chuck Rasmussen](#)
Vice President [Peter Pelke II](#)
Treasurer [Grace Moline](#)
Secretary [Linda Miller](#)
Previous President [Lyle Anderson](#)

CLCC Email crystallake_cameraclub@yahoo.com

CLCC Support Staff

Newsletter Editor Rich Bickham biggieman760@gmail.com
Assistant Judy Jorgensen
Webmaster Sandy Wittman wittman@oakton.edu
CACCA Delegate Lyle Anderson Lyle Anderson
CACCA Delegate Royal Pitchford rpitchford@live.com
Education Peter Pelke II Peter Pelke II
Advisor David Jilek davidjilek@sbcglobal.net
Advisor Jim Pierce downtownprophoto@sbcglobal.net
Facebook Administrator.. Scott Migaldi n8116b@gmail.com
Membership Mariela Ryan marjosryan@hotmail.com
Publicity Roger Willingham rowham40@sbcglobal.net
Competition Jeff Chemelewski jeffchem@ameritech.net
Assistant Ernie Hagenow
Assistant Mariela Ryan
Assistant Teresa Baber
Assistant Larry Swanson
Small Groups Maureen Harris parcon129@gmail.com
Outings Sandy Wittman wittman@oakton.edu
Refreshments Larry Swanson unklarry@aol.com
Librarian Bob Cairone robertcairone@gmail.com
Mentor Program Paul Minkus pminkus@comcast.net

CLUB INFORMATION

The Crystal Lake Camera Club (CLCC) normally meets at 7:00 p.m. on the first Tuesday of every month at


Home State Bank
611 S. Main Street - Crystal Lake, IL
Community Room (lower level)

Guests are always welcome at our monthly meetings. Our competition season starts in October and ends in May of the following year. It is comprised of four competitions (held during regular monthly meetings in October, December, February and April), followed by a May competition to determine the club's Print of the Year award. Our fiscal year runs from January 1 through December 31. Dues are \$25 per person per fiscal year.

We currently have over ninety members whose level of photography expertise runs the range from novice to professional. The benefits of membership include basic to advanced classes, differing levels of mentoring, small group opportunities, competitions, photo outings and meetings featuring presentations on specific topics.

The club newsletter is published and distributed electronically twelve times a year on the last Tuesday of every month. 🌀

CLCC IS A MEMBER OF THESE ORGANIZATIONS



<http://www.caccaweb.com/>




<https://www.psa-photo.org/>

Copyright © 2017 by Crystal Lake Camera Club (CLCC). All rights reserved. This publication or any portion thereof may not be reproduced or used in any manner whatsoever without the express written consent of the CLCC Newsletter Editor.

PRESIDENTS' COLUMN

A warm sun lifts the morning mists from the valley to reveal a cool stream that trickles over moss covered rocks. A bell in the one-room, log schoolhouse clangs through the early stillness. Barefoot children race for the door held wide by the waiting schoolmarm. She scowls at the two sleepyheads lagging behind. Entering at the last minute, they plop down behind their wooden desks. The time for leaning begins.



Suddenly a burst of cannon fire breaks the spring air. A Union brigades' battle cry echoes through the hills. A shell explodes, and smoke billows from the schoolhouse window as screaming children race out of the door toward much sought after safety. The pounding hooves of the Confederate Calvary charge over the turf preparing to meet the impending challenge. Two armies face off; only one will be victorious.

Is this Tennessee in the year 1862? No, it's 2017 in Carpentersville, IL - the site of a Civil War reenactment. Each year, many similar events take place all over the country. These reenactments draw hundreds, if not thousands of folks all yearning for a taste of life in long-gone times.

You too can take in the excitement. Watch the newspapers, or search the internet to find the locations and times for these battles. They supply fun photo-ops for taking great pictures. Here are a few ideas that may help make this a rewarding experience.

RESEARCH:

Do your homework. Will it be a reenactment based on an actual battle? Check out some history books or search the internet. Studying the details of the participants and gaining knowledge of the terrain is important planning. If instead this is a general representation of the life and times, again study to gain a better idea of how events may unfold. Also, knowledge of uniforms, armament, and likely maneuvers is a plus.

PLAN:

Battles are the main attraction. They will cover a large area, so check out possible photo locations ahead of time. A good idea is to arrive early and become acquainted with the land ahead of the crowds. Staying late provides additional photo opportunities after many have left. In addition to the fighting, look for shots of soldiers drilling, marching, relaxing or moving cannons. You can find all these just by wandering about the grounds.

Consider creating a shot list - you will have a better chance of capturing those magic images, especially when caught-up in the midst of fast moving action. It need not be long, just some ideas of what to look for when taking photos.

All during the day other happenings take place amongst the camps, and various scenes are created to give people an insight into the historical era. The participants take pride in their authentic period dress, striving to give an accurate portrayal of life years ago. Many families with both parents and kids acting the parts enjoy being photographed as they work on projects using period tools and

See **President**, Page 4

FROM THE EDITOR

biggieman760@gmail.com



For the past three years I have entered our club's newsletter into the PSA (Photographic Society of America) newsletter contest. Two years ago it won Third Place in the Small Clubs Category (clubs with 75 or fewer members), and also won an award for "Best Variety of Material". Last year it was in the Large Clubs Category (more than 75 members) and did not win anything. Based on feedback received from the judges last year, I made significant design changes to the newsletter last February. This year we entered it in the Large Clubs Category, and I am pleased to announce that it won **First Place!** It also won awards for "Best Calendar Presentation" and "Best Use of Color". The newsletter I entered this year was the March, 2017 issue, which can be viewed and downloaded from the newsletter archives on the club website. More details are in the article on page 8. I want to thank all the club members who have contributed material for the monthly newsletters over my time as editor. Without their many contributions, the newsletter in its current award-winning form would not exist.

Now let's move on to this issue's content.

The Presidents' column provides some good information about historic photo opportunities that are occasionally available in our area, and how to best prepare for them. These are reenactments of life & times of bygone eras. As an addendum to the column, a few reenactment photos are included.

Speaking of historic events, as we enter the last month of the regular baseball season with the World Series to follow (c'mon Cubs) the Iconic Photograph of the Month column on page 10 shows one of the greatest players in MLB history making one of the greatest defensive plays in World Series history. A few of our older readers may have seen it on live television, others may have seen film of it and younger readers may not have heard of it at all. The photograph is in the column, along with a YouTube link.

As promised, the Random Photography Topics column has returned from a two month vacation. This month's column is the first of two columns on American street photographer *Vivian Maier*. Part 1 on page 6 discusses who she was and how her critically acclaimed work became known only after her death in 2009. Part 2 in next month's issue will discuss the ongoing legal battles for the rights to her work. Both parts include several examples of her photographs.

On page 9 there is a brief review of *Jeff Chemelewski's* presentation "An Artistic Tour of Iceland" at the August club meeting. It includes a few of his many beautiful photos that he showed during his talk.

This month's Know Your Club Member column on page 5 features the prolific photographer and multi-talented *Paul Litke*. You will find he has quite an interesting and varied background.

Sandra Wittman has contributed two articles this month. Both are on page 5. One offers up another alternative to NIK as it dies a slow death. The other discusses the upcoming tenth annual Worldwide Photowalk in early October, which is open to

See **Editor**, Page 4

President, from Page 3

materials. Crafting wooden stools, stitching needlepoint, blacksmithing, dressing wounds, playing games, cooking old-time treats over an open fire, or just walking the paths help bring the past to life. They portray times when folks lived in a far different everyday world.

Reenactors are students of history. It's fun to talk with them as they keep true to character and discuss the happenings that occurred some 150 or more years ago. It feels as if those events are occurring in the here-and-now. If you have an interest in history, you can learn much from your impromptu conversations. If you have some knowledge of history, you can have fun joining in by asking questions and find yourself becoming a part of the period.

PREPARE:

As with any outdoor photo shoot, planning is important and weather is a factor. Sun, rain, hot or cold - you need to dress comfortably and protect your equipment when capturing all of those great images. Think about how much photo gear to haul. This equipment can add to or hinder the day's enjoyment. Here's where your research gives you that initial heads-up.

Don't hamper yourself with multiple camera bodies and lenses if you can help it. Limit yourself to what feels best for an all-day walk of the grounds. Perhaps an 18-250mm, or 70-200mm zoom lens will work nicely, or even a 400mm zoom for long battle shots. Possibly a wide-angle zoom, or prime can be an optional secondary lens. If there is a lot of dirt and dust blowing around, decide on ways to protect your glass and sensors when changing lenses in the field. An extra battery and additional memory card can be a plus. Maybe an ND or polarizing filter could have benefit. Use a carrying pack, or chose traveling light with a single camera and lens. All the different ways you approach photography apply – light, exposure, ISO, white balance, composition, DOF, subject matter, etc.

Reenactors load with black powder creating lots of smoke and noise. When photographing, this can affect focus and obscure the scene. Or, smoke can be a help by blocking unwanted photo elements. There will be many other camera folks shooting images, so plan accordingly.

Watch your backgrounds. Are there non-historical objects present? Minimize any cars, utility poles, street traffic, houses, etc. This will depend on the location and if it's in town or out in a farm woods. You can always remove some unwanted elements using photo editing software.

Remember to just have fun. Don't become overly consumed by all the mechanics of your photography – grab the shot. Who knows, you too may decide to become a reenactor.

Al & Chuck ☯

Editor, from Page 3

participation by all. It's a good way to meet new photographers and get some exercise while shooting photos.

The usual sections are also in this issue, so read and enjoy. Send me some feedback on what you liked, what you didn't like and what you what would like to see in future issues. - Rich ☯

CIVIL WAR & WWI REENACTMENTS

Photos taken by Al Popp at Carpenters Park in Carpentersville, IL (Civil War) in August, 2017, and by Rich Bickham at the Midway Village Museum grounds, in Rockford, IL (WWI) in April, 2017.



Thunderation That's Loud

© 2017, Al Popp



Captured

© 2017, Rich Bickham



General Grant With Cigar

© 2017, Al Popp ☯

BYE BYE NIK

Sandra Wittman

Scott Kelby, president of the National Association of Photoshop Professionals (NAPP) was recently asked (*Shutterbug*, September 2017, page 22) about the future of the Nik plug-in tools. He said that there is no chance that Google will reconsider and update the plug-in if a Mac or Windows update breaks it. He added, "I believe that's precisely why Google made the public announcement to let people know they are not going to update the Nik Collection when it breaks, and it's already broken for a number of folk. I've been hearing from them pretty regularly now. Even on my own machine, which I haven't updated the OS on for years now, it doesn't work right. I know that soon it will be completely dead. I hate to see it go because for so many of us Nik was our go-to set of plug-ins. I think it was probably the best ever of its kind. The Nik plug-in I used the most was Color Efex Pro, but I've recently switched to Macphun's Luminar, which is the closest thing I've found so far. It's slower to load than Color Efex Pro, but once it's open it works fine and the effects look very similar pretty much across the board. It should be noted that Macphun was created by a bunch of folks who worked for Nik Software before Google bought them."

Macphun Luminar - for Mac:

https://macphun.com/luminar-special?gclid=EAlaQobChMIsoQjFm-LUIQIViYF-Ch0vcAxKEAAYASAAEgIdXfD_BwE ,

Macphun Luminar for Windows is in beta testing:

<https://macphun.com/beta> . ☞

10TH ANNUAL WORLDWIDE PHOTOWALK

Submitted by Sandra Wittman

The below is from The National Association of Photoshop Professionals (NAPP).

On the first Saturday of October each year, photographers and enthusiasts around the world get out their cameras and meet up at a designated location in their town. Then they walk around and take photographs, socialize, make new friends, win prizes, and be a part of a great cause during Scott Kelby's Worldwide Photowalk.

Each walk consists of 50 or fewer walkers. Unless the original walk fills up, usually only one walk is allowed per city. All ages are welcome, so bring the entire family! There is a special Youth Photo Contest designed for kids and teens. A Photowalk is a great way to get the family out of the house to enjoy nature, socialize and capture amazing pictures. Best of all - it's FREE! So register today!

Join a Photowalk at <http://worldwidephotowalk.com/locations/> to find a walk near you. Enter your city, state and zip code, or a place you might like to walk. Click on "SEARCH MAP". Click the red markers on the map to see the name and location of each walk in your area. You can view more details about the walk and the walk leader by going to the walk page. Just click on the walk name (in orange). Join the walk of your choice by clicking the green "Join Walk" button on the right side of the walk page located just below the walk leader's picture and name.

Norm and I have done this and it is a lot of fun. - Sandy. ☞

KNOW YOUR CLUB MEMBERS

Hello. I'm Paul Litke and I've been a member of the Crystal Lake Camera Club for about forty years. You have probably seen me at club meetings taking photographs of the attendees and speakers, which I do quite often. I live in Crystal Lake with my wife Carol and have two children and three grandchildren.



I'm a retired chemical engineer, having earned my degree at the Illinois Institute of Technology in 1963. My real passion was the mathematics of engineering. Prior to retirement I worked for 38 years at the Morton family of companies and also for W. R. Grace, Sheller-Globe, and Henkel. I am a 50+ year emeritus member of the American Institute of Chemical Engineers and also the American Chemical Society. I am or have been involved in many more endeavors than chemistry and photography though. I was a volunteer First Responder recertified yearly in American Red Cross First Aid, CPR, and also firefighting. I am a RSVP (Retired Senior Volunteer Program) person and spend my Tuesday mornings at a Senior Center helping elderly people with computer problems. I'm also active in MCCC (McHenry County Computer Club) and the MCCD (McHenry County Conservation District). I covered "Trail of History" for MCCD for many years until it was discontinued several years ago. I have written photography articles for books and magazines. I am also an avid vegetable gardener. I was a competitive athlete in basketball and softball for many years, and was Varsity Scholar in high school.

I didn't get my first camera until I was 27. It was a Montgomery Ward am 450 35mm Rangefinder (same as Konica Auto S). About eight years later I gave it away and bought a Nikkormat and started shooting weddings, all in the same week. Some brides asked for special effects that were done in the darkroom. I became good at special effect camera techniques and built my own lens assemblies. I created images using controlled in-camera double exposures on film combined with highly unusual optical techniques. I was dubbed "Mr. Special Effects". Over the years I have created images using film sizes from 8mm to 8"x10", with 35 mm being king. I've also used many different specialty B&W and color slide and negative films from ISO 2 to 1000 and much cross-processing. Cibachrome prints were incredible! A favorite picture of mine was a polarized shot of a salt crystal in a microscope using a homemade adapter to mount my camera. The fully-manual Nikon FM2n was by far my favorite film camera.

Now I usually shoot with a Nikon D7100 in Auto mode, but I also carry a Panasonic LUMIX DMC-ZS25 pocket camera. I take tens of thousands of photographs every year, and freely distribute them at no charge, especially to units in parades; I do it as a form of applause and appreciation, hoping they can be used to generate excitement for them. I generally do very little editing, but I have put all of the Jesse White Tumblers airborne at once for a Lupus Foundation fund raiser.

I like being a member of our club because of the camaraderie and knowledge exchange opportunities. I enjoy everyone and their excitement as they develop their photographic skills. And I greatly appreciate the many members who do all the things to keep the club going. ☞

RANDOM PHOTOGRAPHY TOPICS - VIVIAN MAIER (Part I of 2)

Rich Bickham

Some of you are no doubt aware of Vivian Dorothy Maier (1926 - 2009), an American street photographer who worked in virtual obscurity her entire life and died 'penniless'. Now considered one of the most talented street photographers of the twentieth century, she was never recognized as such until after her death at the age of 83. Maier took over 150,000 photographs in her lifetime, mostly in the streets of Chicago, New York City and Los Angeles. She shared them with very few people, and very few (if any) were ever published prior to her death. Many of her negatives were never printed and many of the film rolls she shot were never even developed. Her primary cameras were various Rolleiflex models (and later in life some SLR models). She usually used Kodak Tri-X and Ektachrome films.



Vivian Maier self portrait



At the Balaban & Katz United Artists Theatre in 1961
Chicago, IL
Vivian Maier

Maier was a true packrat. She saved just about everything she acquired during most of her life – clothes, notes, receipts, negatives, She kept them in suitcases and boxes in her home, and the overflow went into a storage locker she rented. In the winter of 2007, the contents of the storage locker were auctioned off after she had stopped paying rent on it. At the time, John Maloof, a young Chicago historian, was collecting information for a book about Chicago's Portage Park neighborhood. He attended the auction which included several large boxes of prints, negatives and film rolls which he noticed had old photographs of street scenes with Chicago backdrops. He bid \$380 on one of the boxes and won.

Maloof started sorting through the photos, thought they were very

and began scanning the negatives. Not being an accomplished photographer, he posted about 200 images on Flickr for comment from others. Many comments on Maier's work expressed high praise – comparing them to the work of other street photographers of acclaim. Amazingly, none had ever heard of Maier. He did a Google search on her but found nothing. Maloof became fascinated with Maier and began a quest to find out what he could about her. He sought out others who had also bought some of her work at the auction, and was able to purchase some (but not all) of it from them.

He eventually ran across her obituary shortly after her death, and from that was able to track down an address and locate some people who knew her. He located a storage locker in her last residence which was about to be cleaned out. It contained about 700 rolls of undeveloped color film, 2,000 rolls of undeveloped black & white film and 150 reels of 8mm & 16mm movies. She was never married and had no living heirs, although the search goes on.

During her time in the Chicago area Maier worked for seventeen years as a live-in nanny for several well-to-do families. Many of her photos were taken on excursions to the city with the children under her charge. Maloof was able to locate several of them, all of whom remembered her well. They commented that she had a camera around her neck everywhere she went.

Not knowing what to do with the wealth of her work he had collected, he offered it to museums but had no takers because she was a total unknown. He finally convinced the Chicago Cultural Center to display some of her work in an exhibition in 2011. Word of the exhibition quickly spread through the media, resulting in it being the most successful show the Center ever hosted up to that time. Noted photographers applauded her work and also asked why she never showed it to anyone.



Untitled & Undated

Vivian Maier

The extent of the treasure trove of Maier's

See **Maier**, Page 7

Maier, from Page 6

material currently known as the Maloof Collection amounts to about 90% of her known work. It consists of:

- About 100,000 negatives and slides. All have been digitized as contact sheets. Some have been scanned as high resolution images - work is still in progress.
- About 3,000 prints.
- About 2,000 rolls of undeveloped (as found) black & white film rolls. All have now been processed and scanned. Some results were fogged due to decades of storage.
- About 700 rolls of undeveloped color Ektachrome film.



August, 1960, Chicago, IL

Vivian Maier

These have yet to be processed.



Chicago, IL - Undated

Vivian Maier



1959, Grenoble, France

Vivian Maier

Several other persons (both within the United States and elsewhere) currently admit to having possession the remaining 10% of her work. Ownership of all of her work has been and continues to be disputed and is currently the subject of legal battles. This will be the topic of part two in the October issue of the newsletter.



1953, New York, NY

Vivian Maier

The value of Maier's complete work is estimated to be in the millions of dollars.

All images in this column are taken from:

2017 PSA NEWSLETTER CONTEST RESULTS

Rich Bickham

As noted in the Editor's column on page 3, our club took **first place** in the large club category this year. Our entry was the March, 2017 issue. Out of the 103 possible points awarded by each of the three judges, our scores were 101, 99 and 97 points for 297 out of a possible 309 (96%). I've printed the Judges' comments below. Names shown in **[red bold]** within square brackets are my additions to denote club members whose material was specifically cited by the judges.



“Congratulations! This is an extremely interesting and well-written newsletter. Its nineteen pages are chock-full of useful information for the photographer member. Beginning with the simple front page, you have used your space to full advantage. Just a note on the front page from a design viewpoint: I would align the date and issue number so they match the edges of the line above. Also I would remove the footers from this page only as it detracts from the simplicity of the entryway into your publication. You have used a two-column format throughout. I have mixed feelings about the use of a color background to separate different topics. It does work well for its intent and I'm very glad you are using light colors so it remains easy to read the text. However, I am not sure I love all of the different colors; in some cases you have up to six different colors such as on page 17. This is a personal bias, and many may disagree with me as the topic by color certainly serves its purpose. Anyway, that is why I deducted one point from the design score. The other reason is because the font size is quite small. I could read it easily, however, it does give a feeling of crowding. I was very impressed by the writing quality, which drew me through all of the articles. Everything was interesting from the Che Guevara article and photo **[Rich Bickham]** to the Photo Ark **[Sandra Wittman]** and the article on Conceptual Photography **[Rich Bickham]**. The President's Message **[Chuck Rasmussen & Al Popp]** on Judging was also quite fascinating. Your presentation of the winning photos was also very well done - large, easy to see and enjoy. The only thing I couldn't find was an article on PSA saying 'Come to me.' Keep up the excellent work, Rich. You have spent a lot of time and effort on this and your publication certainly stands out as one of the best newsletters sent into the competition.” - **Judge 1**

“This is a very attractive newsletter with a very attractive cover. It has a great table of contents, although hyperlinks to the relevant sections would be helpful. The articles are highly varied, very informative, and wonderful to read. The sections of the newsletter are clearly delineated, and the background color scheme is helpful in keeping the sections cohesive, although there are perhaps too many colors. A selection of fewer colors might be less distracting. The font size throughout is a bit small to read with the two-column layout, so it would be nice to have a little larger font. It is hard to find anything else not to like in this letter. The images are beautiful and laid out in a very pleasing manner. I like the use of space in the layout. There is a PSA logo and link to the PSA website, but no

other PSA information.” - **Judge 2**

- “Cover: Beautiful photo **[Norm Kopp]** but the heading seems a bit crowded. I don't think you need the page number on the first page, and one or the other Date and Issue would do.
- Table of Contents: Those circles around the page numbers scream out to be linked to the pages. They really look cool though! Very nice-looking index.
- Presidents' Message **[Chuck Rasmussen & Al Popp]** : Excellent!!!!
- From the Editor article **[Rich Bickham]**: Very good as well - don't often see Editor's comments! Nice write-up on the speaker too (just check for the correct usage of “th” in dates).
- The Ugly Yellow Car **[Sandra Wittman]**: Enjoyed the article. I might have called it “Much to Do About Nothing” considering there are thousands of vantage points. Just saying!!!
- Analysis of a Photograph **[Rich Bickham]**: Very good and to the point educational article. Second paragraph needs commas after seemed and tripod. Nicely illustrated and presents a fun project for not just stamp collectors.
- Conceptual Photography article **[Rich Bickham]**: Nice in that readers learn something about the history of art/photography and are challenged to try it. Also like the idea of the Ask a Pro article **[Maureen Harris & Jim Pierce]** and the Postcard Competition **[Royal Pitchford]**.
- Tip of the Month **[Rich Bickham]**: What a great idea!!! Can't wait to try it; better yet, share it.
- Iconic Photo of a March Day in History **[Rich Bickham]**: Article is also appropriate and educational.
- CLCC Photo 101 Class **[Peter Pelke II]**: Review is also good and nicely illustrated.
- Competition: Results are laid out nicely.
- Competition Judging and Critiques: Double “is” in the first paragraph.
- Calendar, Need to Know* and Special request* are all laid out nicely in these last three pages.

I really love the look of the newsletter. The different background pastel colors are pleasant and separate articles nicely. The articles are all well written and very interesting. It was a pleasure to read! Well done!” - **Judge 3**

Other member contributors to the winning issue not already mentioned above are **Alexis Cooper, Paul Litke, Linda Miller, Mariella Ryan** and February, 2017 CLCC competition winners **Lyle Anderson, Teresa Baber, Jeff Gathman, Ernie Hagenow, Theresa Hart, Lance Lagoni, Larry Lezon, Grace Moline, Ilma Udrenas, and Roger Willingham.**

Our club newsletter was also given two Special Highlight Awards:

“Best Use of Color”

and

“Best Calendar Presentation” .

Thanks to all the club members who have contributed material for all the monthly newsletters over my time as editor. Without their many contributions, the newsletter in its current award-winning format, would not exist.


* I'm not sure what Judge 3 was referring to. - Ed ☺

TIP OF THE MONTH

Submitted by *Rich Bickham*

Autumn weather often means rainy days. Here are a few tips for shooting on rainy days from *Jim Richardson* whose photographs often appear in *National Geographic Magazine*.

- Carry a raincoat for your camera.
- Shoot from porches or under awnings if possible.
- Shoot from inside a vehicle.
- Carry an umbrella - use it in the photograph if appropriate.
- Watch for reflections and take advantage of them.
- Backlight the rain.
- A bit of flash will light up drops, but back off a few stops.
- Be on the lookout for joy or misery.



© *Jim Richardson*

These tips are discussed in much more detail by Richardson at:

<http://www.nationalgeographic.com/photography/photo-tips/taking-photos-in-rain-richardson/> . ☺

LINKS OF THE MONTH

Submitted by *Sandra Wittman*:

These are the best iPhone photos of the year:

<http://time.com/4832698/iphone-photo-awards/> .

Here are some links for the architectural weekend (10/14-15) in Chicago:

Open House Chicago
<http://openhousechicago.org/>
 and

<http://openhousechicago.org/about/>

Photographing Hidden Chicago Workshop October 14 & 15

<https://spark.adobe.com/page/Anj6UldZ88M4Y/>

Submitted by *Roger Willingham*:

TSA requires a separate screening of cameras in airports now.

<https://petapixel.com/2017/07/26/tsa-requires-separate-screening-cameras-airports-now/> . ☺



ASK A PRO

Jim Pierce

Send your questions to:
downtownprophoto@sbcglobal.net

Please do not submit model-specific questions about cameras.

Jim did not receive any questions this month. ☹️


JEFF CHEMELEWSKI PRESENTATION ON PHOTOGRAPHING IN ICELAND

At the August 1 club meeting *Jeff Chemelewski* gave a wonderful presentation about photographing in Iceland.



Jeff Chemelewski Begins his Presentation Paul Litke

Jeff has visited Iceland on photography tours several times, both in the summer and winter months. He is quite familiar with the environment and knows where and when to shoot for the best images and knows how to avoid crowds. During his 90 minute presentation he showed quite a few of the stunning images he captured on his trips while discussing elements of composition in detail for many of them. He fielded many questions from the attendees. Three of his Iceland images are shown below.



Iconic Icelandic Falls © 2014, *Jeff Chemelewski*


See *Iceland*, Page 10

ICONIC PHOTO OF A SEPTEMBER DAY IN HISTORY


Rich Bickham

It was the first game of the 1954 Major League Baseball (MLB) World Series. The American League Cleveland Indians versus the National League New York Giants. It was September 29, a sunny, early autumn day and the location was the Polo Grounds in the borough of Manhattan in New York City. Participants (coaches or players) of particular note were *Leo Durocher*, *Bob Feller*, *Sal Maglie*, *Larry Doby*, *Al Lopez* and the 23 year old Giants center fielder *Willie Mays* (1931 -).

The Polo Grounds was unique among MLB ballfields. Although the diamond shaped infield was of standard dimensions, its outfield was long and narrow (see figure on the right). Center field was a whopping 483 feet from home plate (for comparison, the maximum center field depth of today's MLB ballfields is 420 feet; the average is 404 feet).



That day the game was tied 2-2 after seven innings. With nobody out in the top of the eighth inning the Indians had men on first and second. *Vic Wertz* came to the plate. He had three line drive hits already in the game, off of two fastballs and a slider. Giants manager *Durocher* brought in curveball specialist *Don Liddle* from the bullpen to pitch to *Wertz*. Hitters tended to hit *Liddle*'s curveballs into the dirt, so *Mays* was playing a shallow center field thinking he could throw out the runner at second if he attempted to score on a single up the middle. On a 1 ball, 2 strike count, *Wertz* guessed a fastball was coming. He was right, and walloped a powerful shot into deep center field. *Mays*, who was playing a shallow center field, immediately turned and raced toward deep center field, with his head down. Then, after looking back over his shoulder, he made an incredible over-the shoulder catch.



"The Catch"

Associated Press

The photo above showing and the ball just over the tip of his glove a fraction of a second before it was caught was shot by an Associated Press photographer (name unknown) from the press box. *Mays* then whirled around and heaved a tremendous throw into second base, preventing the baserunner on first from advancing to second.

Iceland, from Page 9



Black Sands of Iceland

© 2015, Jeff Chemelewski



Poetry in Motion © 2017, Jeff Chemelewski



The Giants went on to win the game in the tenth inning, and went on sweep the Series 4-0. *Mays*' catch quickly became known simply as "The Catch". Then at the beginning of his career, *Mays* went on to play in the Major Leagues through the 1973 season. He hit 660 home runs in his career, appeared in 20 All Star games and was elected to the Baseball Hall of Fame in 1979, his first year of eligibility. He is considered by many to be the greatest baseball player to ever play the game.

American Sportscasters Association Hall of Fame member *Jack Brickhouse* (1916 – 1998) was broadcasting the game on network television for NBC that year. His call, along with synchronized film footage of "The Catch", can be seen at

<https://www.youtube.com/watch?v=7dK6zPbkFnE> .



DOLE GALLERY SHOW

The Crystal Lake Camera Club, in coordination with the Lakeside Arts Park at Dole Mansion, is hereby calling for your best prints. The club will be displaying its images in the Sage Hallway Gallery at the Dole Mansion during the October 6 - 25, 2017 art show. All CLCC members are encouraged to submit framed prints of their best or favorite works of photographic art for display. The prints must be framed with a wire across the back for easy display. An 8x10 print matted in an 11x14 black frame is the recommended size for display - larger photos will be displayed as space allows. There is a minimum of two prints per member based on member participation (less participation - more prints in multiples of two; more participation - limited to only two). The art can be listed for sale with a 30% commission to the gallery.

Please submit a business card size (2" x 3.5") title card, to be mounted on the wall next to your print, which can be a typed piece of paper with your name, title of print and price (or NFS if piece if Not For Sale). An example is shown below:

Peter J. Pelke II
Red Barn
\$150 (or NFS)

On the back of the framed image please affix a label with your name, print title, phone number and email address.

You may also submit an Artistic Statement along with your artwork. It must be no larger than one 8.5" by 11" inch piece of paper mounted on foam-core for durability and wall mounting.

Members are encouraged to attend the "1st Friday" kickoff event from 5:00 p.m. to 8:00 p.m. on Friday, October 6 to showcase their art to family, friends and contacts. This is a FREE event (donations welcome) with a cash bar.

Peter Pelke II and the Lakeside Legacy Arts Park at the Dole Mansion will need a list of participating artists by **September 15, 2017** in order to properly promote the event through their website, newspapers and social media. Contact Peter as soon as possible if you wish to participate in this event.

The art must be submitted during Monday and Tuesday, October 2 & 3, 2017 from noon to 5:00 p.m. to be ready for the "1st Friday" Gallery event on October 6, 2017. Drop off works of art to the following location:

Lakeside Legacy Arts Park
(Dole Mansion)
401 Country Club Road
Crystal Lake, IL 60014

<http://www.lakesidelegacy.org> or (815)-455-8000

If you have questions, contact:

CLCC Vice President *Peter Pelke II*
(847)-346-9957 or railgrinch@gmail.com
or

CLCC Gallery Coordinator *Connie Sonnenberg*
(815)-351-2721 or artbyconnie@hotmail.com

•• The art must be picked up on October 26 & 27, 2017 ••

This is an awesome way for the club and the members to gain exposure in the community. Please frame some prints and drop them off for this outstanding event.

The club will need a few volunteers to help collect and display the prints on Monday and Tuesday, October 2 & 3, 2017 from noon to 5:00 p.m. Please contact *Connie Sonnenberg* at the above email or telephone for details. ☺

SEPTEMBER HUMOR



READER FEEDBACK



Jackson* was absolutely thrilled to see himself on the cover [of the August Issue]. He had the classic "deer in the headlights" look. :-)
Chuck Rasmussen

* Jackson is Chuck's grandson. - Ed

Send reader feedback to biggieman760@gmail.com . ☺

AUGUST PHOTOBUG BREAKFAST

Nine club members turned out for the August 12 Photobug breakfast at the Colonial Restaurant in Crystal Lake. A group photograph is shown below.



(Left to Right) Linda South, Royal Pitchford, Lyle Anderson, Chuck Rasmussen, Jim Petersen, Al Popp, Karl Gabby, and Bob Popelka
 Photo by Paul Litke ☺

FOR SALE or WANTED FOR PURCHASE *

- **Manfrotto** carbon fiber tripod 190CX Pro 4 (smaller travel unit) **\$150** (\$360 New)
- **Manfrotto** Ball head Model 327RC2 GRIP **\$75** (\$200 New)
- **Manfrotto** 3265G Pistol Grip Ball Head **\$50** (\$137 New) Heavy Duty Grip
- **Nikon** SU800 Commander for Off-Camera Flash with Nikon Speedlights **\$100** (\$337 New)
- **Stroboframe** "T" Flash Holder **\$50** (\$125 New) and Connection Cable Cord **\$30** (\$80 New)
- **Miscellaneous** Studio Equipment (stands, brackets, etc.) and more name brand items also for sale.

All equipment is in excellent condition. Contact Chuck Rasmussen at crystallake_cameraclub@yahoo.com or call (815)-382-3110 .

* Ad placers must be paid up club members or "friends of the club". Items are restricted to photography equipment only, and must be functional. Ads will run in one issue per submittal (you must submit another request for each subsequent issue). Ads are published for the convenience of club members. All transactions are to be conducted solely between the buyer and seller - CLCC will not be a part of any negotiations, and will assume no responsibility for equipment quality or seller claims. Each ad should include a brief description of the item(s), condition, contact information and asking price (optional). CLCC reserves the right to edit requests that are deemed too lengthy. All requests should be sent to biggieman760@gmail.com with the subject line "Ad Request". Requests that are received on or prior to the newsletter input deadline will be published in the following month's newsletter. ☺



2017 PSA Newsletter Contest
Large Clubs Category
FIRST PLACE Overall
Best Use of Color
Best Calendar Presentation

SEPTEMBER SHOW & TELL CHALLENGE

The subject for the September 5 club meeting is:

"I Love Summer Sunsets"

As usual, bring up to 3 images (jpg files on a thumb drive) to the meeting, either on the suggested theme, or photographs with any theme that you want to share with the members. At right, Al Popp introduces the August meeting Show & Tell segment. ☺



Photo by
 Connie Sonnenberg

OPPORTUNITIES

Get your photography questions answered or your problems solved with our "Ask a Pro" program. Submit your queries to downtownprophoto@sbcglobal.net , and also send a copy to biggieman760@gmail.com . Jim Pierce will then provide an answer or solution to your inquiry personally, and it will be included in the next newsletter.

The front page image of the newsletter will be chosen from entries received from club members. Your entry must be received by the newsletter input deadline shown in the club calendar on the last page of each issue. Email a jpg image to biggieman760@gmail.com with the subject line "Front Page Image Entry - Month", where Month is the intended newsletter issue month. The image should be in portrait orientation with an aspect ratio of approximately 1.2 . While not required, preference will be given to seasonal images. ☺

HELP WANTED

CLCC is in need of a volunteers to assist with the publication of the monthly newsletter. Responsibilities may include some of the following:

- Pre-publication review of newsletter draft for errors,
- Solicit inputs from members for future newsletters,
- Check and vet websites cited in the newsletter,
- Contribute and/or create material for the newsletter.

Those interested should contact Rich Bickham at

biggieman760@gmail.com .

We are always looking for good photography tips for the "Tip of the Month" section, and interesting links for the "Link of the Month" section of the newsletter. If you have something helpful or interesting to share with club members (which includes novices and professionals, so both basic and advanced topics are welcome), send them to

biggieman760@gmail.com

before the newsletter input deadline. ☺

CLCC MENTORING PROGRAM

Paul Minkus

All CLCC members that would like to share their knowledge or learn more about photography are encouraged to participate. The purpose of the program is to forge cooperative relationships that will help club members improve their skills. If you have a particular photographic skill or expertise that you would be willing to teach others, please contact the mentoring coordinator. If there is a particular skill that you are trying to learn or improve, we will try to provide a mentor for you. Contact Paul Minkus at pminkus@comcast.net or (847)-975-9946 if you are interested in participating. ☺

SMALL GROUPS

Summary of CLCC Small Group activity planned through the end of September:

Advanced Post Processing

Host: Maureen Harris - parcon129@gmail.com

Next Meeting*: Tuesday September 12, 7:00 - 9:00 p.m.

Learning various aspects of post processing with topics suggested by the group. Discussions on Lightroom, Photoshop, Elements and other currently available post processing software.

Architecture Photography

Host: Grace Moline - Grace.Moline

Next Meeting*: September site visit being planned - date TBD

Field trips to different sites, then discussing photos and techniques.

Nature & Landscape

Host: Chuck Rasmussen - Chuck.Rasmussen

Next Meeting*: Wednesday, September 13, 7:00 - 9:00 p.m.

Enjoying the blended camaraderie of likeminded friends who desire to learn all the many facets involved in taking beautiful photographs of anything in nature.

Photo 101

Host: Chuck Rasmussen - Chuck.Rasmussen

Next Meeting*: TBA

Understanding the basics of photography including, but not limited to, aperture, shutter speed and ISO, and the coordinated interaction of those three elements.

Photoshop Elements

Host: Al Popp - Al.Popp

Next Meeting*: TBA

Join in the fun exploring the many tools Elements offers for creating great images.

Lightroom

Host: John Delaware - jndelware@comcast.net

Next Meeting*: TBA

Learning to use Adobe Lightroom software.

If you have questions or problems with your group, or would like to start a new group contact Maureen Harris at parcon129@gmail.com.

* Next meeting dates are correct as of the newsletter publication date (the last Tuesday of the preceding month). They are subject to change and should be verified by contacting the host. ☺

NON-CLUB EVENTS & PHOTO-OPS**BUTTERFLIES & BLOOMS**

Hundreds of Live Butterflies From Five Continents

Immerse Yourself In Their 2,800 ft² Habitat

No Tripods in the Habitat

May 27 - September 4, 10:00 a.m. - 5:00 p.m. Daily

Chicago Botanic Garden

1000 Lake Cook Road

Glencoe, IL

2nd ANNUAL HARVARD BALLOON FESTIVAL

Hot Air Balloon Launches, Games, Food, Drink & More

Photography Contest

Friday - Sunday, September 1 - 3

300 Lawrence Road

Harvard, IL

CARY MAIN STREET FEST 2017

Live Bands, Food, Craft Beer, Artists, Kids Area & More

Saturday & Sunday, September 16 & 17

Noon - 10:00 p.m. Sat. & 11:00 a.m. - 8:00 p.m. Sun.

\$5 Donation Request at Gate

100 W. Main Street

Cary, IL

OPEN HOUSE CHICAGO 2017

FREE Behind-the-Scenes Access to over 200 Chicago Buildings

Saturday & Sunday, October 14 & 15

<http://openhousechicago.org/>

CHICAGO AREA PHOTOGRAPHIC SCHOOL (CAPS)

Largest Two Day Photography School In The Midwest

Saturday & Sunday, November 18 & 19

<http://caps.caccaweb.com/>

\$95 per day or \$165 both days

Elgin Community College, Business Conference Center

1700 Spartan Drive

Elgin, IL



2017 PSA CONFERENCE
PITTSBURGH
PENNSYLVANIA
CITY OF BRIDGES

October 8, 2017 - October 14, 2017

<https://psa-photo.org/index.php?2017-psa-conference> ☺

CALENDAR OF COMING CLUB EVENTS - SEPTEMBER & OCTOBER, 2017

DATE	TIME	LOCATION	DESCRIPTION	NOTES
September 5, 2017	6:15 - 7:00 p.m.	Home State Bank	Drop in early mentoring	1
September 5, 2017	7:00 - 9:00 p.m.	Home State Bank	CLCC September meeting - Photojournalism Speaker <i>Rob Hart</i> - formerly of the Sun Times	1
September 9, 2017	8:30 a.m.	Colonial Café	Saturday morning PhotoBug breakfast meeting	2
September 19, 2017			Deadline for October newsletter inputs	3
September 26, 2017			Target date for October newsletter distribution	
October 3, 2017	7:00 - 9:00 p.m.	Home State Bank	CLCC October meeting - TBA	1
October 6, 2017	5:00 - 8:00 p.m.	Lakeside Arts Park at Dole Mansion	CLCC Member Photography Show	5
October 14, 2017	8:30 a.m.	Colonial Café	Saturday morning PhotoBug breakfast meeting	2
October 14, 2017	12:30 p.m.	Christian Church of Arlington Hts.	CACCA October Meeting & Competition	4

Notes:

- 1) CLCC meetings are normally held the first Tuesday of every month at the Home State Bank, located at 611 S. Main St. in Crystal Lake. It's the large building behind the drive-up facility just southeast of the intersection of Route 14 and Main Street. The meeting is in the Community Room on the lower level - take the elevator just inside the east entrance.
- 2) The PhotoBug Breakfast is held at the Colonial Café at 5689 Northwest Highway in Crystal Lake. It provides an opportunity for open photography conversation plus good food and fun. You may take home some great tips and ideas that help you capture better pictures. It's a good way to get to know club members on a more personal level. Come at 8:30 a.m. on the second Saturday of each month.
- 3) Email to biggieman760@gmail.com.
- 4) The monthly CACCA delegates meeting and interclub competitions are held on the second Saturday during the months of October through the following May at the church at 333 W. Thomas Street in Arlington Heights. Those interested in attending should contact Lyle Anderson at crystallake_cameraclub@yahoo.com or Royal Pitchford at rpitchford@live.com - you may be able to catch a ride with one of them.
- 5) Admission is free but donations are greatly appreciated. There will be a cash bar available. Dole Mansion is located at 401 Country Club Road in Crystal Lake, IL. ☺

SEPTEMBER, 2017							OCTOBER, 2017							NOVEMBER, 2017							DECEMBER, 2017							LONG TERM SCHEDULE		
SU	M	TU	W	TH	F	SA	SU	M	TU	W	TH	F	SA	SU	M	TU	W	TH	F	SA	SU	M	TU	W	TH	F	SA			
					1	2	1	2	3	4	5	6	7				1	2	3	4							1	2		
3	4	5	6	7	8	9	8	9	10	11	12	13	14	5	6	7	8	9	10	11	3	4	5	6	7	8	9			
10	11	12	13	14	15	16	15	16	17	18	19	20	21	12	13	14	15	16	17	18	10	11	12	13	14	15	16			
17	18	19	20	21	22	23	22	23	24	25	26	27	28	19	20	21	22	23	24	25	17	18	19	20	21	22	23			
24	25	26	27	28	29	30	29	30	31					26	27	28	29	30			24	25	26	27	28	29	30			
																					31									
JANUARY, 2018							FEBRUARY, 2018							MARCH, 2018							APRIL, 2018								Meeting	
SU	M	TU	W	TH	F	SA	SU	M	TU	W	TH	F	SA	SU	M	TU	W	TH	F	SA	SU	M	TU	W	TH	F	SA		Meeting & Competition	
	1	2	3	4	5	6						1	2	3							1	2	3	4	5	6	7			
7	8	9	10	11	12	13	4	5	6	7	8	9	10	4	5	6	7	8	9	10	8	9	10	11	12	13	14			
14	15	16	17	18	19	20	11	12	13	14	15	16	17	11	12	13	14	15	16	17	15	16	17	18	19	20	21			
21	22	23	24	25	26	27	18	19	20	21	22	23	24	18	19	20	21	22	23	24	22	23	24	25	26	27	28			
28	29	30	31				25	26	27	28				25	26	27	28	29	30	31	29	30								
MAY, 2018							JUNE, 2018							JULY, 2018							AUGUST, 2018								CLCC Class	
SU	M	TU	W	TH	F	SA	SU	M	TU	W	TH	F	SA	SU	M	TU	W	TH	F	SA	SU	M	TU	W	TH	F	SA		CLCC Outing	
		1	2	3	4	5						1	2	1	2	3	4	5	6	7				1	2	3	4			
6	7	8	9	10	11	12	3	4	5	6	7	8	9	8	9	10	11	12	13	14	5	6	7	8	9	10	11			
13	14	15	16	17	18	19	10	11	12	13	14	15	16	15	16	17	18	19	20	21	12	13	14	15	16	17	18			
20	21	22	23	24	25	26	17	18	19	20	21	22	23	22	23	24	25	26	27	28	19	20	21	22	23	24	25			
27	28	29	30	31			24	25	26	27	28	29	30	29	30	31					26	27	28	29	30	31				

