



# Crystal Lake Camera Club Newsletter

Serving Crystal Lake, IL and surrounding communities since 1980

January, 2017

Year 2017, Issue 1

## CLCC Links

[Website](#)

[Facebook](#)

## IN THIS ISSUE:

Presidents' Column	1,2
January Seasonal Image	1
Know Your Club Support Staff	2
Nik Support in Question	2
Find Stolen Images	2
Marken Gerhardt	2
January Iconic Photograph	3
Tips & Links of the Month	3
Club Competition Results	4 - 6
Downtown Photo Open House	6
Miscellaneous Member Activity	7
Shooting the Moon	7
Charts and Statistics	7
Small Groups	8
Humor	8
Editor, Feedback & Club Info	9
Help Wanted & Opportunities	9
Calendars	10

## JANUARY SEASONAL IMAGE

This month's image "Red Barn" was made by club member *Teresa Baber* in 2014 on a country road near Marengo, IL.



Red Barn

© 2014, Teresa Baber

Your photograph can appear here next month. The submission procedure is in the "Opportunities" section on page 9. ♦

## 2017 CLCC Officers

- **Co-Presidents :**  
*Al Popp*  
*Chuck Rasmussen*
- **Vice President :** *Peter Pelke II*
- **Treasurer :** *Grace Moline*
- **Secretary :** **OPEN**
- **Previous President :** *Lyle Anderson*

## CLCC Support Staff

- **Newsletter Editor:** *Rich Bickham*  
**Assistant:** *Judy Jorgensen*
- **Webmaster:** *Sandy Wittman*
- **CACCA Delegate:** *Lyle Anderson*
- **CACCA Delegate:** *Royal Pitchford*
- **Education:** *Peter Pelke II*
- **Advisor:** *David Jilek*
- **Facebook Admin:** *Scott Migaldi*  
**Assistant:** *Margie Paffrath*
- **Membership:** *Mariela Ryan*
- **Publicity:** *Roger Willingham*
- **Competition:** *Jeff Chemelewski*
- **Small Groups:** *Maureen Harris*
- **Refreshments:** *Larry Swanson*
- **Outings:** *Sandy Wittman*
- **Librarian:** *Bob Cairone*

## PRESIDENTS' COLUMN

Once more, our Old Year shuffles off and a baby New Year enters from the stage wings. Traditionally, this is a time when folks take stock of the past twelve months and look with bright eyes into the foreseeable future. This is a time photographers consider what they hope to accomplish during the next few months. To give them a nudge, we present a few ideas to help organize their thoughts.



**I will read my camera manual.** Have you actually read it? It is a helpful tool for finding out how to make your images say what you want them to say. Too often, we will have a quick look, find out some of the basic operations, and then toss it back in the box. It can be difficult to find the information you need, at least listed in a way you think it should. Yet, everything you need to know is on some page.

Today it seems that manufacturers include less documentation with a product by printing only the essentials. They expect you to connect to their website and download a 200 page file. Now you can spend a couple of hours searching all of the chapters to find the different exposure modes. However, there are how-to books to the rescue in stores and by online retailers that will provide a more understandable format. This may be rewarding, but take a bit of time. Read first and then try out what you have learned.

**I will take more photos of family and loved ones.** Frequently, shooting images of landscapes, birds, sunsets, or whatever gives you single subject focus. Of course, these provide satisfying photos, but what about the parents or grandparents, the kids or grandkids? These are the folks that mean the most in your life, so don't designate them as second-class subjects.

Often we go to family gatherings and forget the camera. Maybe, we don't want to bother lugging equipment. It really doesn't have to be. With today's small, powerful work-horses that slip easily into your pocket, you're always ready to capture a family story-telling shot that years from now will provide pleasant memories. Images that become part of a family's archives to pass along to future generations. Images that say, "Remember when..."

**I will use my photography to help others.** Okay, you've purchased some equipment,

See **President**, page 2

**President,** from page 1

learned some post-processing software, and taken a lot of photos over the year. You print, frame, and hang these on your walls, or enter some into competitions. You're fairly skilled at what you do, and take pride in your work. How about donating some of your time and energy helping others with photography?

There are many local community organizations that need photographs of their various groups and activities. These are images they can use on their websites or in other promotional pieces. Your church has similar needs for use in their newsletters and photo directories. Here is an organization in which you may find interest – <http://www.help-portrait.com>. A growing world movement of photographers that provide portraits to less fortunate people. It's always a great feeling to know your skill is helping others.

**I will be more spontaneous with my photography.** It's easy. Just keep your gear and vehicle at the ready. Then with the snap of a finger, you travel the open road. So what if the weather's not perfect, or the lighting is not ideal, or it's raining. Be prepared to take off to that park, lake, or town.

You plan for an excursion days, weeks, or even months in advance, but this is a different approach. Here's the chance for a couple of free hours on a Friday afternoon to get out and shoot. Many times this will loosen those creative juices and provide a different outlook on your work. A chance to shrug off constraints that tie you down and let you see subjects more clearly through your inner eye. A chance to capture some awesome photos.

**I will search out workshops and classes that improve my creativity and imagination.** Maybe you've taken photos for years and know all there is to know about photography. Maybe you've had your camera for a month or two and feel overwhelmed by this little device. These are two extremes, however, in both instances learning continues.

Today's technology leaps ahead every six months or so, and many times leaves you scratching your head. Much of the basics such as composition and exposure remain constant, but there are new techniques to apply when making an image. Software programs constantly change with new ones marketed to help spend your dollars. Don't be discouraged. Community colleges offer photography classes, as do clubs and other organizations. Camera stores, when you can find one, have gatherings to assist photographers. Online classes are common. Additionally there are many workshops and excursions that may last a weekend or extend a couple of weeks. Often, a learning experience is sitting down with a photographer friend willing to answer your questions. Search out new learning experiences; this is when growth occurs.

**I will turn off Auto and venture out of my comfort zone.** Today's small computer wonders will produce perfect images by themselves. Or Not! In days gone by, cameras had three adjustments to fiddle with when taking a picture – aperture opening, shutter speed, focus (and light sensitivity based on film's ASA rating). But now, all you need do is set on Auto, press the button, and all is good. But, what if the image is too light or dark, blurred, or fuzzy? Here's a novel idea – try the Manual setting.

Sounds scary doesn't it? Goodness, you've backed up in time fifty years and taken complete control of your camera. Now the excitement begins. You do have one advantage though, digital cameras have a built in light meter. Fire off a couple of location shots using Program, switch to Manual, and dial in those settings. From this starting point – play. Move the lens focus and exposure numbers by *chimping* (look it up under photography) your results. After using Manual for a bit, your eye will begin to tell you exposure settings for given light conditions? Manual is a Mode to have fun with and expand your photographic prowess.

These are a few New Year resolution suggestions to consider for 2017. Think about it for a while, and you will certainly come up with scads more. Then next December look back, see how well you did with keeping them, and see how much your photography has grown over the year.

Al & Chuck ◇

## MARKEN GERHARDT

The Crystal Lake Camera Club is sad to inform you that Marken Gerhardt passed away Wednesday, December 21 after a short illness. Her presence and smiling good nature will surely be missed at our club meetings. Marken enjoyed photography over the years and continually strived to learn and explore many new areas of the hobby. She instilled this love and passion in her two daughters Michelle and Kathy, who, also work with photography. We extend the club's heartfelt sympathy to Marken's family during this trying time... ◇

## KNOW YOUR CLUB SUPPORT STAFF

My name is Maureen Harris and I am part of the CLCC Support Staff, managing anything to do with small groups. I have always enjoyed photographing images, but most of my life I captured images with a point and shoot camera. A friend approached me and asked me if I would like to take a class at MCC and I was hooked. One of the luckiest things that came out of that MCC class was I met a new friend, Mariela Ryan, and she recognized I wanted to learn. She helped me all the time and she suggested I check out the CLCC. I will be forever grateful to her because I am a huge fan of CLCC. I feel I am still at the beginning of the learning curve in both the software and with my camera but slowly and surely my skills are progressing as I attend small groups and our regular meetings and learning sessions. I can't thank our officers enough for all they do for our members as we seek to improve our skills. I have made many new friends and enjoyed learning, in a positive, encouraging atmosphere. In addition to camera club, I have been a member of the National Ski Patrol for 27 years and I enjoy gardening. ◇



## THE END OF THE NIK COLLECTION ?

Sandra Wittman

Google bought the Nik Collection and made it free. However, there has been some concern that Google has no plans to update the collection so that it will be compatible with newer versions of Photoshop. Scott Kelby, the Photoshop guru of the National Association of Photoshop Users, was recently asked if Google has plans to update the collection in his column in *Shutterbug* magazine (January, 2017, page 28). Kelby said:

"No, I don't think they will, whether it's a little fix or a big one. I think Google is 'done' with desktop plug-ins, which is why they made them free. They all but said they won't be updating those plug-ins in the future, so we're kind of using them 'as is', knowing there's some kind of expiration date that will happen when Apple, Microsoft or Adobe releases an update that lays them to rest. So, in short, I'm just as freaked out as you are. I think our best bet for replacing them comes from Macphun, a group of folks who used to work at Nik before Google bought them, and they've been cranking out some great plug-ins that are very 'Nik-esque.' The only downside is you'd need to buy a bunch of different plug-ins from them to add up to what's in the extensive Nik Collection. In late October, Macphun did announce a new product called "Luminar," They're touting it as a 'one-step photo editor', but it plugs into Lightroom and has lots of features of a bunch of their plug-ins, so there's hope. It is also pretty cheap at \$69. I've seen it demoed, though I haven't played with it myself, so I can't give it a full green light at this point, but it looks promising."

Not much help there if you don't use Lightroom. However, the Topaz products, particularly Topaz Adjust have some wonderful features. I got along just fine without Nik before when I was only using Topaz. ◇

## FIND STOLEN IMAGES

Sandra Wittman

Sometimes photographers find that their images have been used by companies in advertising without getting their permission, and, of course, not paying for the photo's use. Now, out of necessity, many photographers routinely search the internet for copyright infringement of their images.

Luckily, there are tools to find illegal use of your images online. On your browser, open the Google image search at <https://images.google.com>. Then upload image file that you want to check and the search engine will return any websites that are using the photo. It will also list images that are visually similar, even if watermarks have been removed or a crop has taken place.

Another useful site is <http://tineye.com>, a site created by photographer Jason Wilder. There you will find a free add-on for the Firefox browser called Copyright Infringement Finder. This tool allows users to right-click on their images online and find out where else they've been used. ◇



## ICONIC PHOTO OF A JANUARY DAY IN HISTORY

Rich Bickham

January 13, 1982 was a cold and snowy day in Washington, D.C. Washington National Airport (since renamed Reagan National Airport) was closed for several hours that day after 6.5" of snow had fallen during a heavy snowstorm. As the snow began to subside, conditions were deemed marginal and the airport reopened at noon EST. Air Florida Flight 90 (a Boeing 737-200), with a crew of five and 78 passengers, bound for Miami, FL was preparing for a delayed take-off as a moderate snowfall continued. The temperature was 24°F.

After having gone through standard external de-icing procedures, the plane lifted off from the runway at approximately 4:00 p.m. After attaining a maximum altitude of only 325 feet, it began losing altitude. As it came down it barely cleared the road deck of the 14th Street Bridge about 0.85 miles from the end of the runway. Crossing the bridge perpendicular to the traffic lanes, it took out six cars and a truck, crashed through the guardrail, and went into the frozen-over Potomac River just thirty seconds after lift-off. Except for the tail section, the plane quickly sank below the surface of the frigid 34 degree water.

Four crew members (including pilot *Larry Wheaton* and co-pilot *Roger Pettit*) died. Between them, they had logged 11,653 hours of flight time, 3,314 on commercial jet aircraft. 74 passengers died in the crash. Additionally, four people on the bridge were also killed.

Due to weather and people leaving early from work that day, streets in the area were jammed with traffic, causing a delay in a ground-based emergency response. However, a police helicopter was quickly on the scene, and began lowering lifelines with life preservers, in an attempt to tow the few people on the surface to shore. Of the five survivors, the story of passenger *Priscilla Tirado* is perhaps the most dramatic. Tirado (whose husband and two month old son were among the victims) had managed to exit the plane. Upon reaching the surface, she was blinded by jet fuel, but did manage to grab a life preserver with another passenger's help. But she was too weak to maintain her hold on it and lost her grip. Bystander *Larry Skutnik* watched in horror from shore as she floundered. Risking his own life, he tore off his coat and boots, jumped into the icy water and swam desperately out to her. He



Priscilla Tirado

Chester Panzer

was able to grab her and get her back to shore. The image above shows Tirado clinging to the life preserver shortly before losing her grip. The image is a frame from a video clip taken by WRC-TV videographer *Chester Panzer* while he stood on the shore. Panzer's complete video can be viewed at

[https://www.washingtonpost.com/local/air-florida-crash-reflections-on-a-tragic-day-in-dc/2012/01/12/gIQAANhytP\\_video.html](https://www.washingtonpost.com/local/air-florida-crash-reflections-on-a-tragic-day-in-dc/2012/01/12/gIQAANhytP_video.html) .

He was selected as a 1983 Pulitzer Prize finalist for his work that day.

Tirado recovered from the ordeal, but still suffers from depression. She is very reluctant to talk about the events of that day. Skutnik received the U.S. Coast Guard Gold Lifesaving Medal and the Carnegie Hero Fund Medal for his selfless heroism.

The NTSB (National Transportation and Safety Board) subsequently determined the probable cause of the crash to be pilot error. Procedural errors by the pilot and copilot were noted, all of which related to improper or inadequate execution of de-icing procedures by the crew. ◇

## ASK A PRO

Jim Pierce

Send your questions to:

[downtownprophoto@sbcglobal.net](mailto:downtownprophoto@sbcglobal.net)

Please do not submit model-specific questions about cameras.



Jim did not receive a question this month. 😞 ◇


## TIP OF THE MONTH

Submitted by *Rich Bickham*

For those of you who sometimes find yourself without your regular camera and have to use your smartphone for a photograph, here are several helpful hints for getting some great effects. For examples of images created using each of the below ideas (and others), see

<https://www.scoopwhoop.com/Awesome-Smartphone-Photography-Hacks/#.gv0o4xyci> .

- Put a drop of water on the phone lens for macro shots.



- Use one of your sunglass lenses as a polarizer (hold it in front of the phone lens).



- Create a pinhole effect by taping a piece of paper with a pinhole in it over the phone lens.



- Rub a little Vaseline over the phone lens for a vintage look.



- Shoot small subjects in front of a computer screen while it displays an interesting background.



- Use a couple of binder clips as a "bipod" to hold your phone steady.



- Shoot through a binocular lens to create more zoom.



Give a few of them a try to have some fun. ◇

## LINKS OF THE MONTH

Submitted by *Maureen Harris & Sandy Wittman*

The Story Behind TIME's 100 Most Influential Photos

<http://100photos.time.com/?view=timeline&position=0>

<http://time.com/4563482/100-most-influential-photos/>

In the November 28 - December 5, 2016 issue of Time magazine. Get it at your library.

Submitted by *Jessica Bickham*:

Winners of the 2016 National Geographic Nature Photographer of the Year contest:

<http://www.msn.com/en-us/news/world/winners-of-the-2016-national-geographic-nature-photographer-of-the-year-contest/ss-AAIBIXp?li=BBnb7Kz> ◇

## CLCC AND CACCA COMPETITION WINNERS

**C**ongratulations to the following club members who won at the December CLCC and/or CACCA competitions:

**Rich Bickham:**

"Storz Fountain in Omaha" - DPI - Award

**Debra Blaha:**

"Triple Reflections" - DPI - Award

**Jeff Chemelewski:**

"A Winter's Reflections" - Large Monochrome - Honorable Mention

"Kylemore Abbey" - Large Color - Award

"Morning Mist" - Large Color - Award & **CACCA Award**

**Doug Frey:**

"What Once Was" - Large Monochrome - Honorable Mention

"Iron Water" - DPI - Honorable Mention

**Jeff Gathman:**

"When the Lights Go Down in the City" - Large Color - Award

& **CACC Award & CLCC Print of the Month**

**Judy Jorgensen:**

"The Supermoon's Sunset" - DPI - Award

**Reg Kennedy:**

"Egret on the Way" - DPI - Award

**Norm Kopp:**

"Devils Tower" - DPI - Award

"Wary Kingfisher" - DPI - Honorable Mention

**Lance Lagoni:**

"Mr. Monk" - Small Monochrome - Award

"Mr. Scrooge" - Large Monochrome - Award & **CACCA Award**

"Sharp Eyes" - Small Monochrome - Honorable Mention

**Linda Miller:**

"Ballet Shoes" - Small Color - Honorable Mention

**Grace Moline:**

"Woodstock Opera House Presents Storm Clouds" - DPI - Award

**James Petersen:**

"Church Stairs" - Small Color - Award

"French Window" - Small Color - Honorable Mention

**Roger Willingham:**

"Sunflower and Roses" - Small Color - Award

"Macro Seashell Arrangement" - Large Color - Honorable Mention

& **CACCA Honorable Mention**

Club members who won an award in the print competitions are shown below with one of their winning photographs. Several of the winning photographs are shown in the right-hand column and on the next two pages.



(Left to Right) Lance Lagoni, James Petersen, Jeff Gathman,  
Jeff Chemelewski and Roger Willingham  
Photograph by Chuck Rasmussen


All winning photos shown are uncropped, and sized such that each has the same printed area (except Print of the Month which is larger) while retaining its original aspect ratio.

## DECEMBER CLCC PRINT OF THE MONTH



When the Lights Go Down in the City

© Jeff Gathman



Storz Fountain in Omaha

© 2014, Rich Bickham



Devils Tower

© Norm Kopp

See **Winners**, page 5



## Winners, from page 6



Morning Mist

© Jeff Chemelewski



Egret on the Way

© Reg Kennedy



Triple Reflections

© Debra Blaha




Woodstock Opera House Presents Storm Clouds

© Grace Moline



Iron Water

© Doug Frey



Ballet Shoes

© Linda Miller

See **More Winners**, page 6



## More Winners, from page 5




The Supermoon's Sunset

© Judy Jorgensen



Sunflower and Roses

© Roger Willingham



Church Stairs

© James Petersen



Mr. Scrooge

© Lance Lagoni

◇

## DOWNTOWN PHOTO OPENHOUSE

Open House Saturday, February 11, 2017 from 10:00 a.m. - 4:00 p.m.  
 150 Virginia Road, Crystal Lake, Illinois  
 (815)-788-9100

In continuing with our dedication to providing the best in photographic experience, Downtown Photo is launching our Studio Rental Program.

Our studio is equipped with 4 Photogenics 1250 and 4 Novatron heads with a wide range of softboxes from 10x36 strips through 48x70 big boxes. Hair light booms with a wide assortment of backgrounds and props. Rental includes full usage of all lights, radio triggers, modifiers, backgrounds, props and set pieces.

In addition to being able to rent the studio space for your own shoots, we will also have a directory of local models available to work with in several different genres as well as make up artists who can help you with creating the look you're after. So if you're looking to shoot a family or individual portrait, or you would like to work with a professional model to create an art piece, we can help you capture the ideal image.

We will also be the only studio rental in the Chicago land area that has a Certified Professional Photographer, Master Photographer and Photographic Craftsman (as recognized by PPA) on hand to work with you in understanding studio lighting.

There will be food and several of our models here at the open house, so bring your cameras for a few test shots with them and see what we have to offer.

Let me know if you have any questions or need more info. I'll have pictures next week of the place, I'm painting the floors this week so it's a big mess right now.

Feel free to phrase the info any way you want to. I'll have food and models here on the day, so good networking possibilities. If you want to share this with other camera clubs in the area feel free. Or if you have contact information for them I can send out notices.

Jim Pierce ( [downtownprophoto@sbcglobal.net](mailto:downtownprophoto@sbcglobal.net) ) ◇



## DECEMBER CLCC PHOTOBUG BREAKFAST

A group of club members met on the second Saturday morning of December at the Colonial Restaurant in Crystal Lake to have breakfast and talk about photography. Shown seated below (clockwise from lower left) are Chuck Rasmussen, Karl Gabbey, Lyle Anderson, Rinus Lammers, Jim Petersen, Rich Bickham, Al Popp and Bob Popelka.



December PhotoBug Breakfast

© 2016 Paul Litke

The PhotoBug breakfast is a monthly event, and club members and guests are always welcome. See the calendar section on page 10 for more details. Feel free to join us. ♦

## PSA OUTING TO INDIANA DUNES STATE PARK

Three of our club members took advantage of a Photographic Society of America (PSA) trip to the Indiana Dunes State Park last fall. The group was lead



( L to R) Roger Willingham, Lyle Anderson & Royal Pitchford  
Photograph by a helpful stranger

by a Park Ranger who guided them through various park locations, several of which were restricted access, not normally open to the public. ♦

## CHARTS AND STATISTICS

My apologies that there is no Charts and Statistics section in the newsletter this month. As mentioned last month, I had planned on using this month's column for part two of the Figure of Merit topic I presented in the December issue. Unfortunately, the holidays snuck up on me this year, and I was unable to put the column together in a form suitable for publication, so rather than putting out something not up to my standards, I decided to delay it one month. Look for it in the February Issue. - Ed ♦

## PAUL LITKE SHOOTS THE MOON

Club member Paul Litke took the infrequent opportunity to take a few pictures of a "supermoon"\* in mid-November of 2016. He took the below photograph of the full moon with a Nikon D7100 set at ISO 800 with a shutter speed of 1/1000 seconds at about 9:30 CST in the evening.



Buffalo Moon

© 2016 Paul Litke

A couple of evenings later he captured the image shown below as the moon was entering its waning gibbous phase, again with a Nikon D7100 set at ISO 800, but



Almost Full Moon

© 2016 Paul Litke

with an aperture of f/8 and s shutter speed of 1/60 seconds. The camera was mounted on a very shaky light tripod with a cheap, old 500mm KUMUNOR lens, a 3X tele-extender and no cable release.

\* A supermoon occurs when the moon makes its closest approach to Earth on its 27 day elliptical orbit around the Earth at the same time it is either full or new. The next time the moon will be as close to Earth as it was when Paul took these photographs will be in 2034. ♦



## SMALL GROUPS

### Advanced Post Processing and NIK Software

- Maureen Harris - [parcon129@gmail.com](mailto:parcon129@gmail.com)

Learning various aspects of post processing with topics suggested by the group, including the Google plug-in NIK which contains many specialized modules.

### Architecture - Grace Moline - [jgeagle01@gmail.com](mailto:jgeagle01@gmail.com)

Taking field trips to different sites, then discussing photos and techniques.

### Macro - Open

Exploring methods and techniques of extreme close up photography, where the subject is shown near or larger than life size.

### Nature & Landscape - Chuck Rasmussen - [chuckr@camira.com](mailto:chuckr@camira.com)

Enjoying the blended camaraderie of likeminded friends who desire to learn all the many facets involved in taking beautiful photographs of anything in nature.

### Photo 101 - Chuck Rasmussen - [chuckr@camira.com](mailto:chuckr@camira.com)

Understanding the basics of photography including, but not limited to, aperture, shutter speed and ISO and the coordinated interaction of those three elements.

### Photoshop Elements - Al Popp - [skip3917@sbcglobal.net](mailto:skip3917@sbcglobal.net)

Having fun exploring the many tools Elements offers for creating great images.

### Lightroom - John Delware - [jndelware@comcast.net](mailto:jndelware@comcast.net)

Learning to use Adobe Lightroom software starting from the basics.


### Street Photography - Chuck Rasmussen - [chuckr@camira.com](mailto:chuckr@camira.com)

Examining techniques, laws and equipment for developing photographs taken in public places.

Anyone interested in joining one or more groups should contact the group host listed above for meeting dates, times, locations and new member openings. If you have any problems with your group or would like to start a new group please let Maureen Harris ([parcon129@gmail.com](mailto:parcon129@gmail.com)) know. She will accommodate you if she can locate a volunteer host or enough people to form a group. We do keep a waiting list for classes. ◇

## HOLIDAY HUMOR TO START THE NEW YEAR

Rich Bickham



THE FIRST CANON TELEPHOTO LENS



FIND NEW USES FOR YOUR OLD EQUIPMENT



ENCOURAGED BY HIS PAST SUCCESS, WILLIAM TELL SOUGHT EVEN GREATER CHALLENGES.



TO HELP FISHERMEN DOCUMENT "THE ONE THAT GOT AWAY", NIKON INTRODUCES ITS NEW FISH-CAM 2000.





## CLCC IS A MEMBER OF THESE ORGANIZATIONS



Click Icons to Link

## FROM THE EDITOR

Rich Bickham

I hope you all have a very good 2017. For those of you who make resolutions, the Presidents' Column of this issue has some good photography suggestions. Pick out a couple and act on them (as I plan to do). Here are two things I have on my list for the newsletter in 2017:

- 1) A new visual format to improve the newsletter's appearance, organization and competition photograph presentations.
- 2) A new column series to replace the "Back to the Future of Photography" columns which ended in the December, 2016 issue.

If you have any suggestions for item (2), feel free to send them to me, since I have yet to pick a topic. I plan to have both of the above changes implemented starting in either the February or March issue. ◇

## JANUARY MEETING SHOW &amp; TELL CHALLENGE

The January club meeting Show and Tell Challenge subject is:

**"Winter fun times – skating, hockey, snowball fights ..."**

To share, just bring up to three jpg images on a flash drive to the meeting. They don't necessarily have to conform to the above theme. ◇

## FOR SALE or WANTED FOR PURCHASE \*

## PLACE YOUR AD HERE

\* Ad placers must be paid-up club members. Items are restricted to ONLY photography equipment, and must be in a functional condition. Ads will run in one issue per submittal (must submit another request for each subsequent issue). Ad postings are published only for the convenience of club members. All transactions are to be conducted solely between the buyer and seller - CLCC will not be a part of any negotiations, and will assume no responsibility for equipment quality or seller claims. Each ad should include a description (brief) of the item(s), condition, contact information and asking price (optional). CLCC reserves the right to edit requests that are deemed too lengthy. All requests should be sent to [richbickham@comcast.net](mailto:richbickham@comcast.net) with the subject line "Ad Request". Requests received on or prior to the newsletter input deadline will be published in the next newsletter. ◇

## OPPORTUNITIES

Get your photography questions answered or your problems solved with our "Ask a Pro" program. Submit queries to [downtownprophoto@sbcglobal.net](mailto:downtownprophoto@sbcglobal.net), and Jim Pierce will provide an answer or solution to your inquiry personally, and in the next newsletter.

The front page picture (Seasonal Image of the Month) of the newsletter will be chosen from entries received from club members. Your entry must be received by the newsletter input deadline. Email a jpg image to [richbickham@comcast.net](mailto:richbickham@comcast.net) with the subject line "Front Page Image Entry - Month" where Month is the intended newsletter issue month. The picture should have a seasonal theme.

Member photos are on display at several venues throughout the area. There are spots available for additional photos. The photographs need not be competition winners. All entries must be mounted on either 11x14 or 16x20 inch black mats, and have a business-card-size white label mounted in the lower right corner of the mat with the photograph's title, photographer's name, and the location at which the photograph was taken. Contact Chuck Rasmussen at [chuckr@camira.com](mailto:chuckr@camira.com) if you have questions or wish to participate. ◇



## 2015 PSA Newsletter Contest - Small Clubs Category

Third Place overall  
Best Variety of Material

## READER FEEDBACK

December Issue:

Kudos to you on the December newsletter. I thought it was exceptional. The first story that I particularly enjoyed was *Dennis Manarchy: Documenting American Culture with the World's Largest Film Camera*. I found his background and what drove him to take the pictures he did fascinating. Great job on the interview, Rich! The article and websites on the 3,000 Year Old Sequoia, Mr. President was of interest to me not only because of its size but how they were able to create a composite picture of it. Since I wasn't able to attend the club's October meeting, I enjoyed being able to see the winning competition pictures. I have also appreciated the personal touch of including biographies on CLCC's support staff. Like Chuck Rasmussen said, we have an extraordinary talented membership.

Grace Moline - Crystal Lake, IL

Reader feedback should be sent to [richbickham@comcast.net](mailto:richbickham@comcast.net) . ◇

The Crystal Lake Camera Club Newsletter is also available in a **Large Print Edition**, which is uploaded to the club website every month a few days before the monthly club meeting. Published using 10 point font, it can be printed out on legal size paper (8.5" x 14"). If you want to receive it via email, send a request to [richbickham@comcast.net](mailto:richbickham@comcast.net) .

## JOIN US AT OUR MEETINGS

The Crystal Lake Camera Club meets at 7:00 p.m. on the first Tuesday of every month at

Home State Bank  
611 S. Main St., CL  
Community Room (lower level)

Guests are always welcome at our monthly meetings.

Our competition year starts in October of each year, and is comprised of four competitions, specifically in October, December, February and April, followed by a May or June competition between all winning entries from the previous four competitions to determine the club's photograph of the year. The club fiscal year runs from January 1 through December 31. Club dues are \$25 per person per fiscal year.

We currently have about a hundred members whose level of photography expertise runs the range from novice to professional. The benefits of membership include (but are not limited to) classes on basic to advanced methods, mentoring from accomplished photographers, small groups who meet monthly on specific focus topics, opportunities to enter club competitions, and presentations from other photographers on special topics during non-competition meeting months. ◇

## HELP WANTED

CLCC is in need of a volunteer to become assistant editor of the newsletter. Beginning responsibilities may include some of the following:

- Pre-publication review of newsletter drafts for typos and other errors,
- Solicit inputs from members for future newsletters,
- Check and vet websites used in the newsletter,
- Contribute and/or create material for the newsletter.

The position may lead to editor responsibilities should the then-current editor be unable to perform duties in any given month(s). Rich Bickham will provide training and guidance. Interested individuals should contact Rich at [richbickham@comcast.net](mailto:richbickham@comcast.net)

We are always looking for good photography tips for the "Tip of the Month" and interesting links for the "Link of the Month" sections of the newsletter. If you have something helpful or interesting to share with club members (which includes both novices and professionals so both basic and advanced topics are welcome), send them to [richbickham@comcast.net](mailto:richbickham@comcast.net) before the newsletter input deadline. ◇



## CALENDAR OF COMING CLUB EVENTS - January & February, 2017

DATE	TIME	LOCATION	DESCRIPTION	NOTES
January 3, 2017	6:15 - 7:00 p.m.	Home State Bank 611 S. Main St., CL Community Room	"Drop in Early" mentoring	1
January 3, 2017	7:00 - 9:00 p.m.	Home State Bank 611 S. Main St., CL Community Room	CLCC January meeting - <b>Speaker - Bill Brown - "So you Wanna Be a Judge"</b>	1
January 14, 2017	8:30 a.m.	Colonial Café 5689 Northwest Hwy., CL	Saturday morning PhotoBug breakfast meeting	2
January 14, 2017	12:30 p.m.	Christian Church of Arlington Hts. 333 W. Thomas St., AH	CACCA January Meeting, Competition & <b>Seminar</b> <i>Al Alvis - "The Mechanics &amp; Art of Bird Photography"</i>	4
January 24, 2017			Deadline for February newsletter inputs	3
January 31, 2017			Target date for February newsletter distribution	
February 7, 2017	7:00 - 9:00 p.m.	Home State Bank	CLCC February meeting: <b>Competition night</b>	1
February 11, 2017	8:30 a.m.	Colonial Café	Saturday morning PhotoBug breakfast meeting	2
February 11, 2017	12:30 p.m.	Christian Church of Arlington Hts. 333 W. Thomas St., AH	CACCA February Meeting, Competition & <b>Seminar TBA</b>	4

### Notes:

- 1) CLCC meetings are held the first Tuesday of every month. Home State Bank is located in Crystal Lake. It's the large building behind the drive-up just southeast of the intersection of Route 14 and Main Street. The Community Room is on the lower level - take the elevator just inside the south entrance.
- 2) The PhotoBug Breakfast provides an opportunity for open photography conversation plus good food and fun. You may take home some great tips and ideas that help you capture better pictures. It's a great way to get to club members on a more personal level. Come at 8:30 a.m. on the second Saturday of each month.
- 3) Email to [richbickham@comcast.net](mailto:richbickham@comcast.net).

## UPCOMING NON-CLUB PHOTO-OPS OF POTENTIAL INTEREST




### ILLUMINATION: TREE LIGHTS AT THE MORTON ARBORETUM

One Mile Paved Path Through the Winter Woods of Colorful Tree Lights  
Through Monday, January 2  
5:00 p.m. to 8:30 p.m. - Lights out at 9:30 p.m.  
Morton Arboretum  
4100 IL Route 53  
Lisle, IL




### WONDERLAND EXPRESS

Miniature Trains Wind Past Replicas of Chicago Landmarks  
Through Monday, January 2 - 8:00 a.m. to 5:00 p.m.  
Chicago Botanic Garden  
1000 Lake Cook Road  
Glencoe, IL



### WINTER FLOWER & TRAIN SHOW

Model Trains, Garden Scale Homes, Lighted Trees & More  
Through Sunday, January 8  
Seven days a week - 9:00 a.m. to 5:00 p.m.  
Lincoln Park Conservatory  
2391 N. Stockton Drive  
Chicago, IL



### ANNUAL NORGE WINTER SKI JUMP TOURNAMENT

Ski Jumping Competitions on 70 Meter Hill  
January 21 & 22  
100 Ski Hill Road  
Fox River Grove, IL  
<http://www.norgeskiclub.com/> ♦

