

JULY, 2025

# Crystal Lake Camera Club

Serving Crystal Lake, IL and Surrounding Communities Since 1980  
[crystallakecameraclub.com](http://crystallakecameraclub.com)



**Rio Electrico Valley (Patagonia)**

Color Image by Scott Larsen (Shown at the June 10 Meeting, see more on Page 2)

## EXPLORE THIS ISSUE

Images from the June 10 Meeting	<u>Pg. 2-10, &amp; Cover</u>
Crystal Lake Camera Club Group Chat	<u>Pg. 6</u>
The Future of CLCC	<u>Pg. 11-12</u>
Landscape & Nature Small Group	<u>Pg. 12</u>
Breakfast Meeting	<u>Pg. 13</u>
<b>July Theme: <i>Fireworks!</i></b>	<u><b>Pg. 13</b></u>
Club Calendar, Submitting for <i>Show &amp; Tell</i> and <i>Before &amp; After</i>	<u>Pg. 13</u>
Officers & Newsletter Submissions	<u>Pg. 13</u>
Helpful Resources	<u>Pg. 14-15</u>
Galleries, Stories, Videos and Inspiration	<u>Pg. 16</u>
Vivid Creatures at the Morton Arboretum	<u>Pg. 16</u>
Two Opportunities To Show Your Images	<u>Pg. 17</u>

## IMAGES FROM THE JUNE 10 MEETING



Symmetry

The images on this page and the cover are by Scott Larsen.

These are his comments.

**Rio Electrico Valley (Cover image):** *"This viewpoint of Monte Fitz Roy (far left) was our reward during a six-mile (round-trip) hike from El Chalten, Chile - Patagonia. The blue, jagged Piedras Blancas Glacier descends from the Fitz Roy massif. At the glacier's base is a turquoise meltwater lake."*

**Symmetry:** *"The winds are a constant companion in Patagonia. This particular morning was an exception - no wind, still water."*



Horns & Towers

**Horns & Towers:** *"The early morning sun filtered through the drifting clouds, casting a warm glow to the horn-like 'Los Cuernos' spires as well as the 'Torres' (Towers) in the distance. These two features dominate the landscape within the Torres del Paine National Park in Chile."*

**Sun's Warmth:** *"Another image of Monte Fitz Roy. This time it includes a nice reflection. Our patience was rewarded."*



Sun's Warmth



## IMAGES FROM THE JUNE 10 MEETING

These two images are also by Scott Larsen.

**Glowing Fitz Roy:** “At 11,168' in elevation, Monte Fitz Roy is sought after by photographers the world-over. It's located outside the small town of El Chalten within the region of Patagonia, Argentina. An early wake-up call allowed us to arrive in time for sunrise.”

**Los Cuernos:** “Located within Patagonia's famed Torres del Paine National Park in Chile is this stunning vertical outcrop of banded granite and sedimentary rock. Their shape gives rise to their name, Los Cuernos (The Horns).”



Glowing Fitz Roy

Los Cuernos



**Full Moon in Spring Grove, IL**  
Color Image by Pierre Steygiers

**Pierre said:** “Certainly a lucky shot. The small Sony RX100M6 is always in the car, so I have a camera just in case something catches my eye. Five bracket exposure, stacked.”

## IMAGES FROM THE JUNE 10 MEETING



**Barn In The Snow**

**The two images on this page are also by Pierre Steygers. These are his comments:**

**Barn In The Snow:** *“Another unexpected opportunity, in Barrington this time. The only edit was to make the two trees a bit darker as they were too green for me.”*

**Fire Hydrant on the Shore of Lake Michigan** (Illinois Beach State Park, Zion IL):  
*“Maybe the most ridiculous picture I have ever taken. The irony is that there was a half burned building (maybe some sort of concession) less than 20 yards to the left...”*



**Fire Hydrant on the Shore of Lake Michigan**



## IMAGES FROM THE JUNE 10 MEETING

The images on this page are by  
Royal Pitchford.

These are his comments:


**Buck in Bushes:** "...taken along a hiking trail in Wingate Prairie, Veteran Acres Park. The prairie is an Illinois Nature Preserve. The trail begins at the Nature Center at Veteran Acres, winds through the woods and a steep hollow, then back up to the prairie, to a fork in the trail. I went straight ahead (roughly east). On the left side of the trail is the prairie. On the right side is a thicket of brush and woods. That's where I saw several deer, including the subject of the photo."

**Pussy Willow:** "...taken at Shamrock Hills Park, 6204 Hillside Road, Crystal Lake the Crystal Lake (on Hillside, just east of Walkup). This was a donated property that once was a private meeting center. It has several ponds, and some parts are very landscaped. The pussy willows are part of the original landscaping."


**Montreal Sunrise with Wheel & Dome:** "...taken in Montreal at 5:00 a.m., from my hotel window. The geodesic dome was originally built in the 1960's for the Montreal World's Fair (Expo 67). Today it is a museum dedicated to the environment and environmental issues."



**Buck in Bushes**



**Pussy Willow**




**Montreal Sunrise with Wheel & Dome**



## IMAGES FROM THE JUNE 10 MEETING



The images on this page are by Doug Frey.



(Images above and below)  
**Street Photography in Chicago**  
Workshop with Nancy Merkling



Taken at **Morton Arboretum**  
Workshop with Willard Clay

Join the **Crystal Lake Camera Club Group Chat** on FaceBook:

<https://www.facebook.com/groups/446897199179146> or scan this QR Code:

This is a closed group, so only members have access. Request membership through the page. Then, post your favorite images, join in the discussions, share information about photo outings, speakers, contests, etc.

Only group members will see your posts.





## IMAGES FROM THE JUNE 10 MEETING



Na Pali Coast (Kaua'i)



Orchid

*Dendrobium Sakda Blue 'White Rim'*

**The two images on this page are by  
Steve Szalaj**


**These are Steve's comments:**

**Na Pali Coast:** *"This image was taken during a helicopter tour of the Kaua'i (with the doors off!)."*

**Orchid:** *"The annual Orchid Show at the Chicago Botanic Gardens is a great opportunity to photograph some very beautiful and unusual species. The white rim of this orchid is what grabbed by attention."*



## IMAGES FROM THE JUNE 10 MEETING



**The two images on this page and  
the two on the next are by  
Jeff Chemelewski**

These are Jeff's comments:

*"All images were taken in the very early morning, just at or before sunrise, which is always the best time of day (but not so easy when the sun rises around 5:20). The last two images are a before and after. The fog layer and muted light was interesting but I decided to play around with different skies. I have accumulated a library of my own skies but may also use online skies. I often use Luminar Neo software to place a sky after working up the initial RAW file through Adobe Raw and Photoshop. For me, the end justifies the means. My goal has always been the production of best image possible. I am not a big fan of adding objects, etc... but never shy away from changing a sky, especially if it is one of my own. Manipulating a photo goes way back to the great photographers such as Ansel Adams. He would spend days working on one image but did not have the luxury of modern technology. His work*



## IMAGES FROM THE JUNE 10 MEETING

(Jeff's comments, continued)

*was done with burning, dodging and contrast manipulations. So, is this much different than what we do now? The "purest" photographers may balk at digital manipulations but if it is done well, again, the end may justify the means."*



Before (original)



After



## IMAGES FROM THE JUNE 10 MEETING



**Busy Bumbler**



**Hummingbird on a Branch**



**Swallowtail**



**Hummingbird on a Nest**

**The four images on this page are by  
Linda Hopp**

**Linda said:** "I had been working on nature macros. The bumble bee was in my garden and the other three were all taken in California while visiting my son."



## The Future of CLCC

### Notes from the June 10 meeting ~

*Submitted by Linda Blue and Judy Jorgensen*

There were 15 members present! We welcomed another new visitor to our group. Diane saw the sign out front, asked about it and was told we start at 6 pm. Doug came early by chance and had a helper set up the meeting room. By the time the rest of us started showing up, all was ready.

We began at 7:00 pm discussing how we are going to go about learning to judge images in preparation to continue in-house competitions and eventually get back to participating in CACCA competitions.

A handout was passed around which included a scoring sheet briefly describing the value of numbers 3 - 9 in judging. We then began Show & Tell and used these images to discuss and practice assigning judging numbers. It was fun. It was also important especially to newer members. How can one enter a competition unless one knows what the judges are looking for? We learned that naming your image is just as important and may be the difference between a higher or lower rating.

Thank you to everyone who let us practice on their Show & Tell and their Before & After photos. You were very good sports.

### Show & Tell

- Doug Frey: Landscapes and Street Photography
- Royal Pitchford: Pussy Willow, Buck in Bushes, Montreal Sunrise with Wheel & Dome, Road Photo
- Jeff Chemelewski: Nature and Landscape Photos Wife, Girl in Wildflowers, Daughter and Grandson
- Pierre Steyggers: Barn with full moon, Red Barn, Fire hydrant next to lake
- Karl Gabbey: Dogs, Race horses in motion, Ferris Wheel at Navy Pier
- Linda Hopp: Busy bumble Bee, Hummingbird on nest, Swallow
- Scott Larson: Several photos of recent trip to Patagonia
- Steve Szalaj: Kaua'i coast, purple orchid

**Doug Frey visited the Elgin Camera Club**, and we talked about how they are sharing club responsibilities among their members. They seem to be having similar issues with electing officers at this time. It is an interesting concept where many members are each responsible for only one thing:

- Setting up the room prior to the meeting
- Restacking the tables and chairs at the end of the meeting
- Refreshments
- Programs (presentations, demonstrations, etc.)
- Greeting arrivals and giving name tags out
- Gathering annual dues at meetings
- Outings
- Getting a new small group together such as:
- Editing, composition, framing prints, portraiture and studio lighting,
- Night Sky, Long Exposure, HDR, Setting up your presence online,
- Making books, Competing at 4th Fridays, mastering your camera, etc.
- Hanging our prints in the meeting room
- Facebook
- Web page
- Competitions



(The Future of CLCC - *continued*)

- Securing judges for competitions
- Operating the projector at meetings
- Running the meetings
- Planning future meeting<sup>6</sup>
- Taking minutes of meetings
- Treasurer duties
- Other duties as needed .....

**Show & Tell** and **Before & After** run more smoothly if images are sent to Doug before the meeting instead of on flash drives. He would like them a few days before the meeting. See page 13 for more information.

**July meeting will showcase your fireworks photos** for *Show & Tell. Before & After* are always interesting especially if you are new to editing. We will continue with our judging practicing and add to it our reasons for the number we gave and what we thought was strong or weak about the print.

Don't forget to contribute to the Facebook **Crystal Lake Camera Club Group Chat** page (see page 8).

The **Landscape and Nature Photography** small group is meeting regularly on the 3rd Wednesday of each month at Doug Frey's home (see page note below). However, the May meeting was postponed to Thursday, May 29.

It's getting time to venture out more. If you have an idea or plan and want company, let Doug Frey know.

The **CLCC Breakfast Meeting** is the last Saturday of the month (unless otherwise noted due to holidays, etc.) at Buttered Toast by Home Depot on Randall Road, Algonquin. All are welcome. Let Karl G. know ahead of time if possible, but don't let that stop you if you didn't (see page 13). The next breakfast meeting is Saturday, July 26.

Become an active CLCC member - your presence, your contributions, your participation is what will elevate the club experience for everyone. Most everything that happens in the club is by volunteers, that is, members choosing to participate because they *love photography*. CLCC needs *you*!

## LANDSCAPE & NATURE SMALL GROUP

**When:** Third Wednesday each month, 7PM

**Where:** 711 Glacier Parkway, Algonquin

**Phone:** 224-406-3692

**RSVP:** [doug.frey@me.com](mailto:doug.frey@me.com)

This small group meets in Doug Frey's home on the Third Wednesday of the month, 7PM. There are wide ranging discussions from beginning landscape photography, to post-processing, prime locations, both near and far, everything in between, and sometimes beyond! Photos are shared and comments made. It is a very friendly group.

Meetings are casual and relaxed. Any related discussion topics can be brought up. It is a great community learning experience. Let Doug know that you are interested! See him at a club meeting, or send him an email at the address above.



### Last Saturday Morning Breakfast Meeting – Everyone invited!

Please join your CLCC friends for the casual breakfast meeting on the last Saturday of the month. Lively discussions, good food! This month's will be on **Saturday, July 26, 2025, 8:30 AM** at

**Buttered Toast Restaurant, 2520 Bunker Hill Dr, Algonquin.**

**RSVP to Karl-Heinz Gabbey ([khgabbey@aol.com](mailto:khgabbey@aol.com)) if you plan to attend.**

Next month's breakfast meeting will be August 30.

### JULY THEME: FIREWORKS!

There's many opportunities in the next week to shoot some photos of fireworks. Share some of your images with CLCC!

We will also continue to explore what photos are judged on using the Chicago Area Camera Clubs guidelines.

### CLUB MEETING CALENDAR

All meetings start at 7PM and are at the Algonquin Township Building, 3702 Northwest Hwy, Crystal Lake, in **Meeting Room 2**. Enter at the back of the building.

July 8	Theme: <i>Fireworks!</i> Show & Tell, Before & After and further exploration of photo judging
August 12	Theme & Presentation, <i>TBA</i> , Show & Tell, Before & After
September 9	Theme & Presentation, <i>TBA</i> , Show & Tell, Before & After

**Show & Tell** and **Before & After** have provided some lively, informative conversations for CLCC attendees. Great suggestions for outings and club offerings have come from these activities.

**For Show & Tell:** submit 3-4 JPG images to Doug Frey ([doug.frey@me.com](mailto:doug.frey@me.com)) on the **Sunday before the meeting** date. You can also bring them on a flash drive, but submitting them earlier is preferred, and helps the presentation go more smoothly.

**For Before & After:** submit *pairs of JPG images* to Doug Frey ([doug.frey@me.com](mailto:doug.frey@me.com)) on the **Sunday before the meeting** date, or bring the images on a flash drive (submitting them earlier is preferred, and helps the presentation go more smoothly). The pairs would include the image as it came out of the camera and the image after post-processing. Be prepared to tell (and perhaps even show) the changes that were made.

### CRYSTAL LAKE CAMERA CLUB OFFICERS

See The Club Directory For Contact Information

President	<u>Judy Jorgensen</u>
Secretary	Open
Treasurer	<u>Gail Schulz</u>
Board Member	<u>Rich Bickham</u>

### YOUR IDEAS MATTER!

Do you have a story, images, trip, post-processing technique, event, etc. that would be good for Camera Club members to know about? Your submissions will make this newsletter valuable! Write it up, and send it to **Steven Szalaj, Newsletter Editor**, at [szjsings@mac.com](mailto:szjsings@mac.com).

**Please make your submission by the 22<sup>nd</sup> of the month.**



## Helpful Resources

***Contribute to this page!** If you have resources that you find useful, please share that link with me. Include a short summary of what can be found in the link. The reference can be a video, web page, PDF, or any other format that has an online link. Send your contributions to [szjsings@mac.com](mailto:szjsings@mac.com) by the 20<sup>th</sup> of each month.*

*~SJS, Newsletter Editor*

Profoto Tutorials, submitted by Kevin Getty:

### **Tips and Tricks**

**<https://profoto.com/us/tips>**

A terrific collection to help photographers of any level.

Photographic Composition Webinar, submitted by Scott Larsen:

### **The Art of Photography: Crafting Compelling Compositions**

**[tinyurl.com/5ak88xt6](https://tinyurl.com/5ak88xt6)**

Natural Habitat Adventures posts a weekly webinar. This hour-long video is very helpful.

Photographers you may be interested in viewing, contributed by Judy Jorgensen:

### **Dan Anderson**

**[danielandersonphotography.com/](https://danielandersonphotography.com/)**

Beautiful color landscapes and seascapes with striking composition from America, Norway, Faroe Islands, Scotland, Patagonia, Ireland, Antarctica, Europe, Iceland, etc. If you love black and white, check out his American West, Europe, Antarctica, and Greek islands black and white images of land, sea, and architecture.

### **Ed Callaert**

**[edcallaert.photoshelter.com](https://edcallaert.photoshelter.com)**

This nature photographer travels extensively along the west coastal and mountain states as well as upper to mid east coast United States. His gallery is full of colorful landscapes and seascapes with interesting composition techniques you may want to try.

### **Willard Clay**

**[willardclay.photoshelter.com](https://willardclay.photoshelter.com)**

This landscape and bird photographer has a vast collection in his gallery by states and a stunning collection under birds. He also teaches at Mayslake in the Forest Preserve District of Dupage County. Enjoy, study, and try.

Resource for camera repair, contributed by Bill Batalden:

### **APS (AUTHORIZED PHOTO SERVICE)**

8125 River Dr # 100

Morton Grove, IL 60053

[repair@authorizedphotoservice.com](mailto:repair@authorizedphotoservice.com)

(800) 406-2046

Bill said: "I recently had my camera & lens repaired at APS authorized camera repair. I felt the work was good and the price reasonable. They give an estimate, which you have to approve, before proceeding with the work. When I spoke with the owner, he said he could offer a 'Club' rate."



(Helpful Resources, *continued*)

Resource for camera repair, contributed by Sandy Wittman:

**ROYAL CAMERA SERVICE, INC.**

1134 E Lake Street

Hanover Park, IL

(630) 372-6150

Sandy said: "I had my Canon 7D Mark II repaired there this fall. They did an excellent job in about 10 days. The price was very reasonable. I found them to be knowledgeable and professional."

Resource for infrared photography, contributed by Peter Pelke

**LIFE PIXEL Infrared Camera Conversions**

<https://www.lifepixel.com/>

(866) 610-1710

Resource for purchasing, selling, trading and repairing used camera equipment

**KEH**

<https://www.keh.com/>

(800) 342-5534

"The original curator and reseller of rare and quality camera gear, KEH has always envisioned a better way to support the passion and profession of photography. We're proud to be the camera community's choice for gear that goes further. Field-tested. Expert-graded. Sustainable. Exchangeable. KEH-approved."

YouTube Channels by specific photographers

These were contributed by Doug Frey:

**Nigel Danson** - <https://www.youtube.com/@NigelDanson>

**Adam Gibbs** - <https://www.youtube.com/channel/UCDyKBQGE7OOsWeQIPWqVSzw>

**fototripper (Gavin Hardcastle)** - <https://www.youtube.com/@fototripper>

**Simon D'Entremont** - [https://www.youtube.com/@simon\\_dentremont](https://www.youtube.com/@simon_dentremont)

**Mark Denney** - <https://www.youtube.com/@MarkDenneyPhoto>

**Thomas Heaton** - <https://www.youtube.com/@ThomasHeatonPhoto>

**Ian Worth** - [https://www.youtube.com/@ian\\_worth/](https://www.youtube.com/@ian_worth/)

A great collection of "how-to" videos:

**Providence Photography DFW**

<https://www.youtube.com/@providencephotographydfw>

Photoshop Elements+: The Secret to Removing Impossible Backgrounds!

<https://www.youtube.com/watch?v=AvAu7-WYXAc>



## GALLERIES, STORIES, VIDEOS AND INSPIRATION ON THE WEB

(Click any bold-face heading, or underlined text, to follow the link)

### **Man Leaves Camera in Cave for 10 Years—No One Prepared for What It Captured**

*For 10 years, a camera has been sitting silently inside an abandoned grizzly bear den near Yellowstone, bearing witness to the wildlife visitors that passed by. Now, **wildlife filmmaker Casey Anderson** has shared what the camera captured, and the results were impressive..*

### **This Photographer Is Celebrating Tiny Creatures Through Close-Up Images**

***Dara Ojo**, once afraid of spiders, is now willing to get up very close and personal with arachnids of all stripes, and he's passionately conserving insects through this work. Ojo is a master of macrophotography, showing tiny critters in all their odd, beautiful glory.*

### **Earth Photo**

*Established in 2018, Earth Photo is a world leading international program dedicated to engaging with still and moving image makers on the issues affecting our planet to stimulate conversations about our environment and the impact of climate change. **Explore the 2025 prizewinner gallery!***

### **Gorgeous Images of Earth From Space**

*These stunning images of Earth taken from space showcase the amazing diversity of texture and color that makes up our planet. Taken from a European Space Agency (ESA) satellite, we see the deep reds of the Namib desert to the iridescent glow of the Ganges River.*

## PHOTO OPPORTUNITY STARTING MAY 17!


### *Vivid Creatures*

*An exhibition of giant, colorful sculptures as tall as trees is opening soon at The Morton Arboretum.*

Guests of all ages can delight in an oversized deer, snail, squirrel, dragonfly, and sandhill crane—all animals native to northern Illinois—depicted in brightly decorated larger-than-life artworks up to 24 feet tall. The sculptures will be placed among the tree collections and natural areas of The Morton Arboretum.

The five sculptures were created exclusively by **Fez BeGaetz and Heather BeGaetz** of Portland, Oregon. Go **behind the build** and read about the inspiration and creative process behind the sculptures.

*Vivid Creatures* is free and is included with general admission to the Arboretum. Members always get in free and can visit any time without purchasing general admission. **More at [mortonarb.org](https://mortonarb.org)**.



## TWO OPPORTUNITIES TO SHOW YOUR IMAGES

### 4th FRIDAYS ART EVENT AT THE DOLE

401 Country Club Rd  
Crystal Lake, IL 60014  
815-347-8535

4th Friday Art Event: July 25, 2025

Submission Deadline: Sunday, July 13, by midnight

Non-refundable submission fee: \$40 for up to 5 pieces submitted

Cash Awards - \$450 total:

- 5 Honorable Mentions: \$50 cash each
- 4th Fridays Team Choice: \$50 cash each
- Kim Holz Memorial Award: \$50 cash
- Nancy Merkling Choice: \$50 cash
- People's Choice Award: \$50 cash

Click here for the **PROSPECTUS** for the Photo-Only Exhibit.

Click here for the **SUBMISSION APPLICATION**



*Note: Photos may also be submitted to the Mixed Art Exhibit, especially if the photo is larger than the requirements for the Photo-Only Exhibit. Click here for the Mixed Art Prospectus.*



### SECOND SATURDAYS AT STARLINE

300 W. Front Street  
Harvard IL 60033  
815-943-4805

2nd Saturday Art Event: August 9, 2025

Submissions are open now.

Submission Deadline: Monday, July 21, by 11:59 PM

Fee to Enter: \$25 for 3 Pieces

Theme for the August Event is "Portraits" (see Submission Form for details)

*Theme entry not required to enter the show; there is a special medal for these entries.*

Awards available for the juried show include:

- Best of Show (All entries): \$50 Cash Prize and Starline Medal
- 1st Place for Art (any Artwork but Photography): \$25 Starline Gift Card and Starline Medal
- 1st Place for Photography (any Photography): \$25 Starline Gift Card and Starline Medal
- People's Choice (Art or Photography): \$25 Starline Gift Card and Starline Medal
- Judge's Option Honorable Mention (All entries): Starline Medal
- Theme Award: Starline Medal

Click here for the **PROSPECTUS**

Click here for the **SUBMISSION FORM**

*Note: The next SECOND SATURDAY Event is December 13.*

